

Unleash A Spark Like No Other.


The ferrocium rod and striker blade produce a powerful spark shower to light your fire wherever and whenever. Its textured grip, solid triangular body and the ultra-sharp blade allow you to strike with more precision and firepower to ignite every adventure. Built to last, this useful tool is one you'll want to keep close on your next outdoor adventure.

Mag Strike Features:



Corrosion-Resistant

Our over-sized ferrocium rod (approximately 2 inches long) is equipped with a corrosion-resistance coating.




Rod Diameter

The ferrocium rod on the Mag Strike has a 5/16 inch diameter. This rod is built for years of use.



Maximum Spark

Built with knife grade steel and a sharpened edge, this ultra-sharp striker blade won't let you down. Strike with more precision.



Shielded Internal Chamber

The internal chamber on the Mag Strike protects the ferrocium rod and keeps it dry.

Ergonomic Design:



Triangular Design

The textured grip and solid triangular structure allow for greater leverage.



Snap-Lock Closure

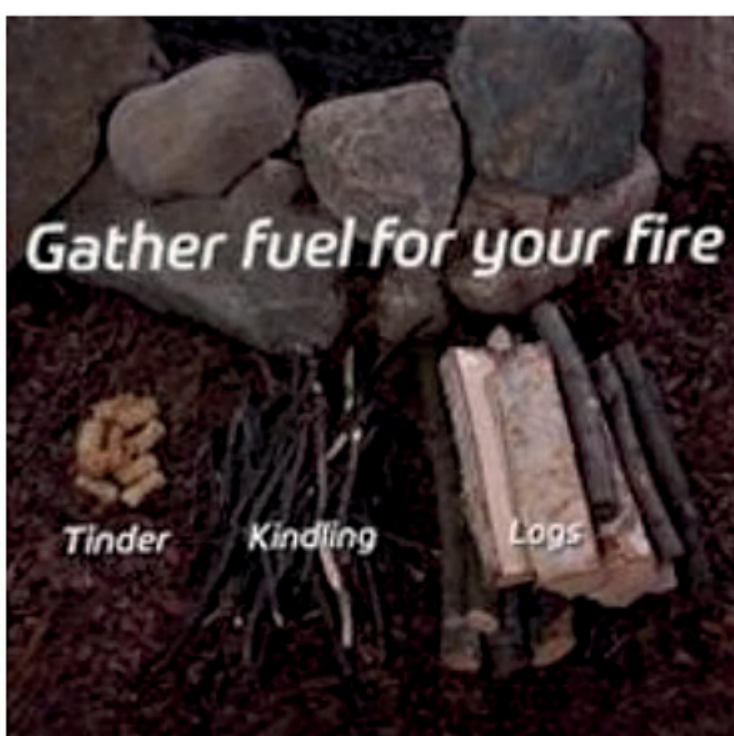
The compact design allows you to keep the unit together when not in use, keeping locked together and protected.



Portable


Keep this tool close with its molded lanyard hole. Connect it to a lanyard, attach it to your backpack, and you're ready to go.

Easy to Use:




Step 1

Gather your fuel.



Step 2

Place your tinder in the fire chamber and pull the ferrocium rod out of the chamber.



Step 3

Point the rod at the tinder and maintain a 4-6 inch distance. Place the blade notch onto the ferrocium rod at a 45 degree angle and apply downward pressure.



Step 4

Push blade away from you and ignite your tinder. Slide the rod back into the chamber when finished.