



Instructions

Thule Spring Snack Tray
11300405



5560091001

IMPORTANT

• IMPORTANT - READ CAREFULLY AND KEEP FOR FUTURE REFERENCE. The child's safety may be affected if you do not follow these instructions.

WARNING!

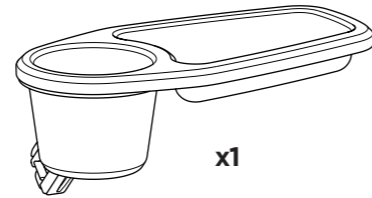
- Ensure that all the locking devices are engaged before use.
- Do not let the child play with this product.
- Never leave the child unattended.
- The child carrier will become unstable if the manufacturer's recommended load is exceeded.
- Do not use the Thule Spring Snack Tray to hold hot liquids or food items.
- Not designed to restrain the child.
- Avoid serious injury from falling or sliding out. Always use seat belt.
- Do not lift the stroller by the tray.
- Remove the tray before folding the stroller.
- Do not use in rough terrain.

MAINTENANCE

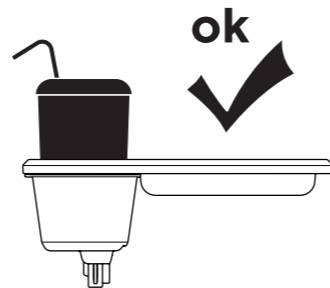
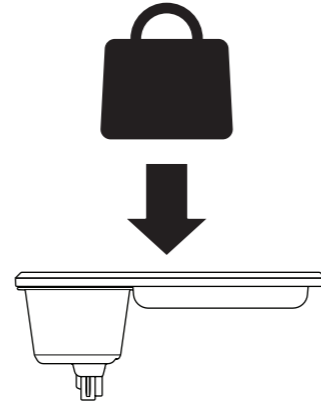
The tray is dishwasher safe.

IMPORTANT INFORMATION

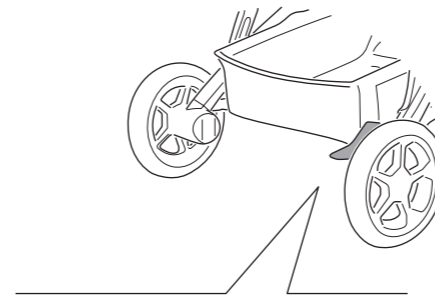
Thule Spring Snack Tray is compatible with Thule Spring.



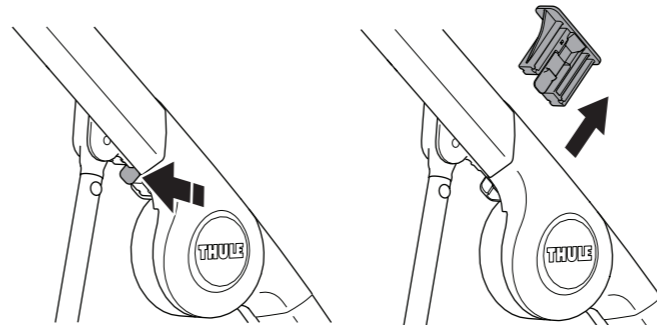
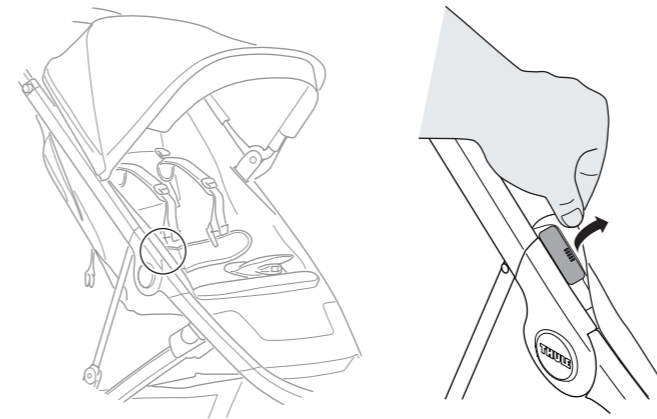
Max 0,5 kg
1.1 lbs



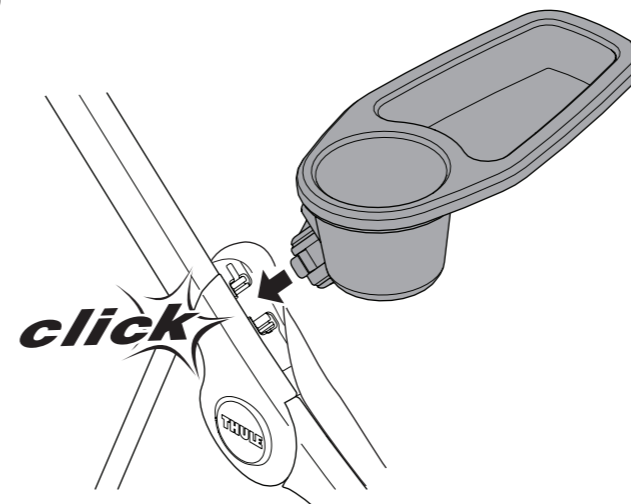
1



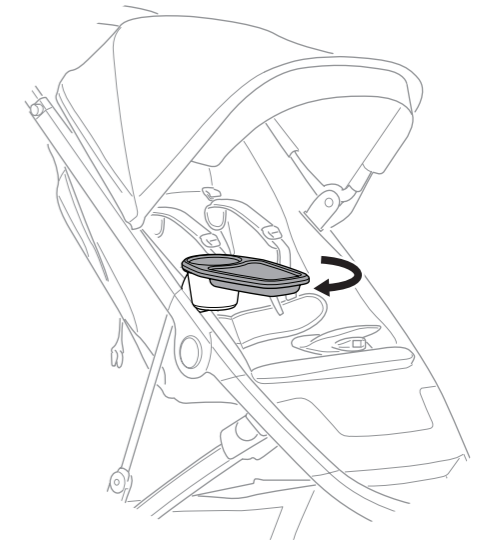
2



3

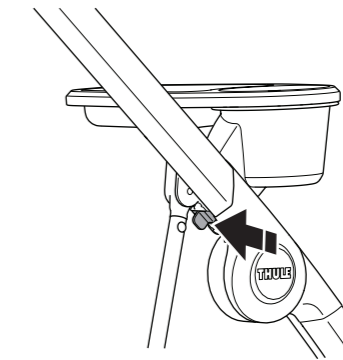


i

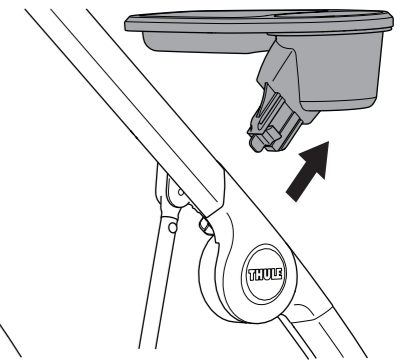


i

A

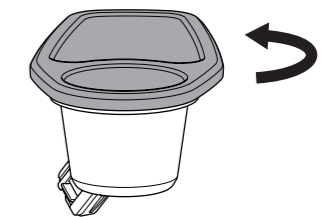


B



i

A



B

