



# > Instructions

## Thule Changing Bag

11000311, 11000312, 11000313,  
11000314, 11000315



### IMPORTANT

Keep these instructions for future reference. Your child's safety may be affected if you do not follow these instructions.

### ⚠️ WARNING!

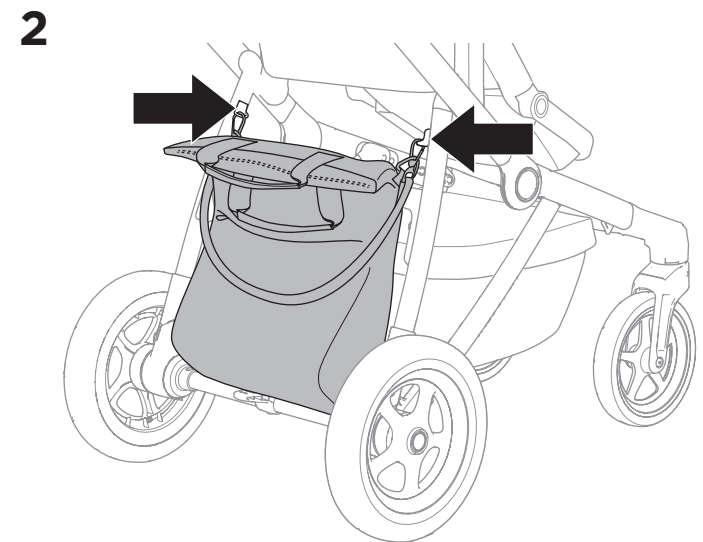
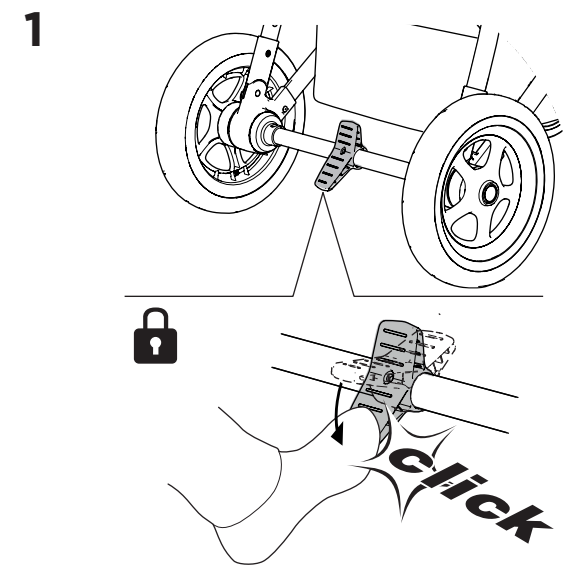
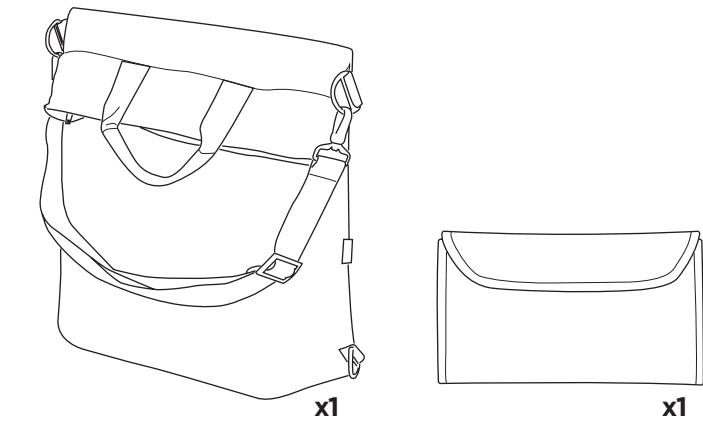
- Ensure that all the locking devices are engaged before use.
- Do not let your child play with this product.
- Do not use cleaning solvents. Clean only with mild soap and water.
- Do not use this product around or near an open fire or exposed flame. Carelessness causes fire.

### MAINTENANCE

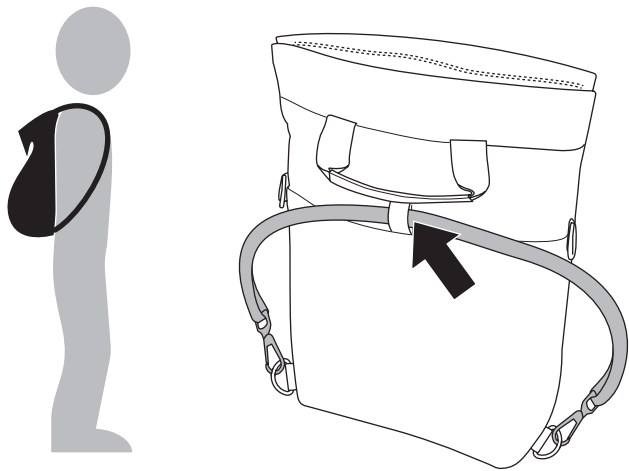
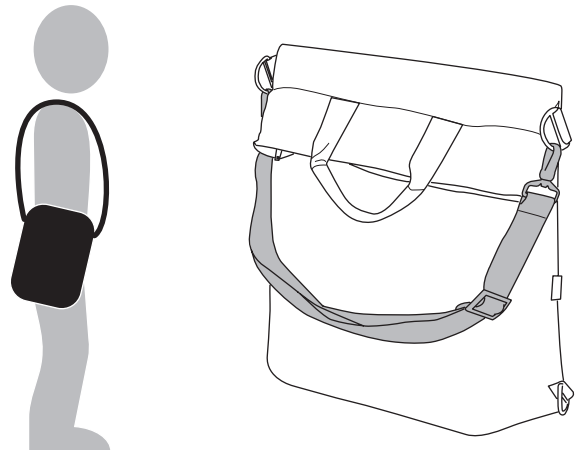
- Clean the Thule Changing Bag with a cloth and warm water. Dry it with a dry cloth.
- Store your Thule Changing Bag in a dry area out of direct sunlight. Before storing your Thule Changing Bag, it should be dry to prevent the growth of mold or bacteria.

### IMPORTANT INFORMATION


Thule Changing Bag is compatible with Thule Sleek.



i



i



i

