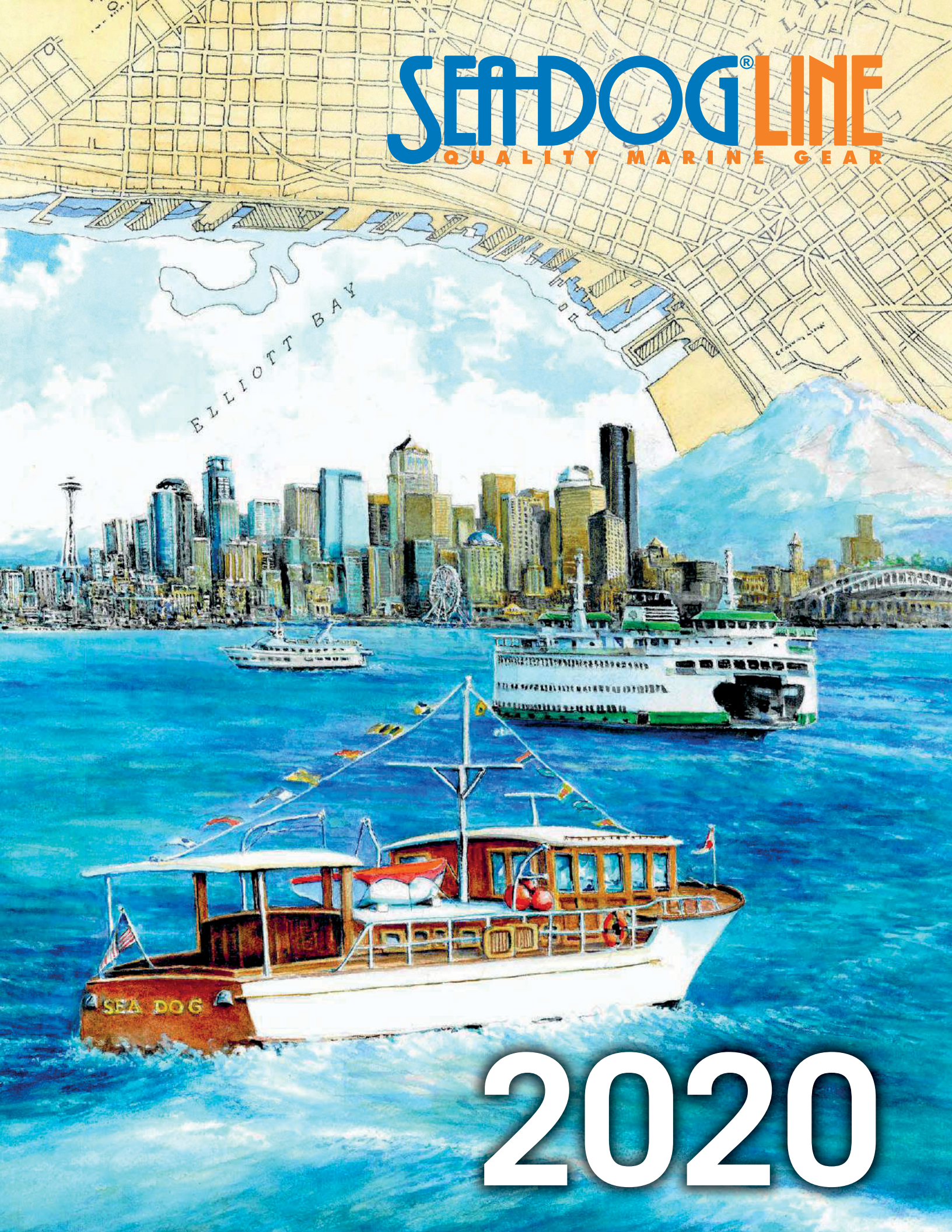


SEADOG[®] LINE

QUALITY MARINE GEAR

ELLIOTT BAY



2020

About the Cover

Cover
2020 - Seattle, Washington

Inside Cover
1999 - Seattle, Washington

Chapter 1
2001 - Hong Kong, China

Chapter 2
2002 - Juneau, Alaska

Chapter 3
2003 - Annapolis, Maryland

Chapter 4
2005 - Sydney, Australia

Chapter 5
2007 - New York, New York

Chapter 6
2009 - Mackinac Island, Michigan

Chapter 7
2011 - Quanrude, Main

Chapter 8
2013 - Anglesey, Wales

Chapter 9
2015 - Rio de Janeiro, Brazil

Chapter 10
2017 - Bergen, Norway

Paintings Explained


After an extra year break between producing a full catalog, we took the opportunity to highlight some of the changes to the Seattle skyline over the last twenty years. We also highlighted select cover paintings from previous years as chapter introductions (see list to the left). This year's catalog cover painting is Seattle's current skyline and the painting to the immediate right is the Seattle cover from our 1999 catalog. Referring to this year's 2020 cover (Seattle of new) and moving right to left gone is the Kingdome or "the Hamburger" as some locals used to call it and first home of the Seattle Seahawks being replaced by CenturyLink Field (the "Clink") and previously known as Qwest Field. Next to it is the Seattle Mariners' home T-Mobile Park previously known as Safeco Field. Front and center, you will find one of Seattle's newest attractions, the Great Wheel. Gone is elevated Highway 99 "the Viaduct" that ran along the waterfront. Its' absence gives the buildings of Seattle a better view of Elliot Bay and beyond as well as an uncluttered view of the city from the water or from one of the many ferries as seen in both covers. You will also notice that once again the original Sea-Dog vessel is highlighted. For you semaphore flag readers try and decipher the flags on the Sea-Dog. Twenty years later, some of Seattle's iconic attractions still remain, such as the Space Needle, Smith Tower, and Pike's Place Market to name a few.

Artist Spotlight: John Quanrud

John is a graduate of the University of Washington in Painting, Graphic Design and Architecture. He has been commissioned to design and create art for a variety of private and public clients. His clients include Airborne Express, the National Basketball Association, the City of Scottsdale, Arizona, Nintendo World, Disney, Alaska Airlines, Eddie Bauer, Starbucks, and many more.

John's watercolors have been represented in numerous private, public and corporate collections and exhibitions including the Smithsonian Institute, the National Watercolor Society, Watercolor West, IBM, CBS Television, AT&T and the American Artist Magazine National Art Competition. Many of his paintings have appeared in national publications and have been reproduced as prints and posters. John was elected as a signature member of the National Watercolor Society in 1986. John's studio is located in Seabeck, Washington.

You can see John's work on the cover of past Sea-Dog catalogs which feature the signature Sea-Dog wooden boat in harbors all around the world, including Hong Kong, Sydney, Miami, Rio, and many more.



ELLIOTT BAY

SEATTLE

1999



Why are Proposition 65 warnings in our Sea-Dog catalog?

We at Sea-Dog strive to do the right thing as a responsible manufacturer. While no changes have been made to our products that have been in our catalog for years, and even though the Prop 65 label is only a California requirement, Sea-Dog Line, out of an abundance of caution, is labeling all Prop 65 items regardless of their intended destination.

So, as part of California's Right to Know, you will see Prop 65 warnings on some of our product packaging, in our catalog, and on our web site.

Prop 65 was enacted in 1986 for California only. Its intent was to protect drinking water sources from being contaminated with chemicals known to cause cancer, birth defects, or other reproductive harm. Since its inception, it has grown to include approximately 1000 chemicals, many of which are found in common household items.

Labeled products for Sea-Dog predominantly fall into three categories as pertains to Prop 65: Those containing brass, those with a galvanized finish, or those containing PVC. All brass contains lead, as does galvanizing solution. PVC, commonly used in wiring products, contains vinyl chloride. Both of these substances are listed as chemicals known to the state of California to cause cancer or reproductive toxicity.

Breaking Strength & Working Load Limits

Breaking Strength and Working Load Limits are without warranty. They are values determined by random sampling under conditions close to their intended application where parts break or deform and become improper for use. We recommend loads do not exceed 40% of the amount listed; if used for applications where loads may vary or be subject to excessive use, loads should be no more than 20% of the amount listed. Sea-Dog should be consulted if items will be used in overhead lifting applications.

Disclaimer

All descriptive text and measurements are meant as references only and are not intended to guarantee durability or performance in use nor exact fit.



Sea-Dog does not sell to the general public – we only sell to boat builders and wholesalers.

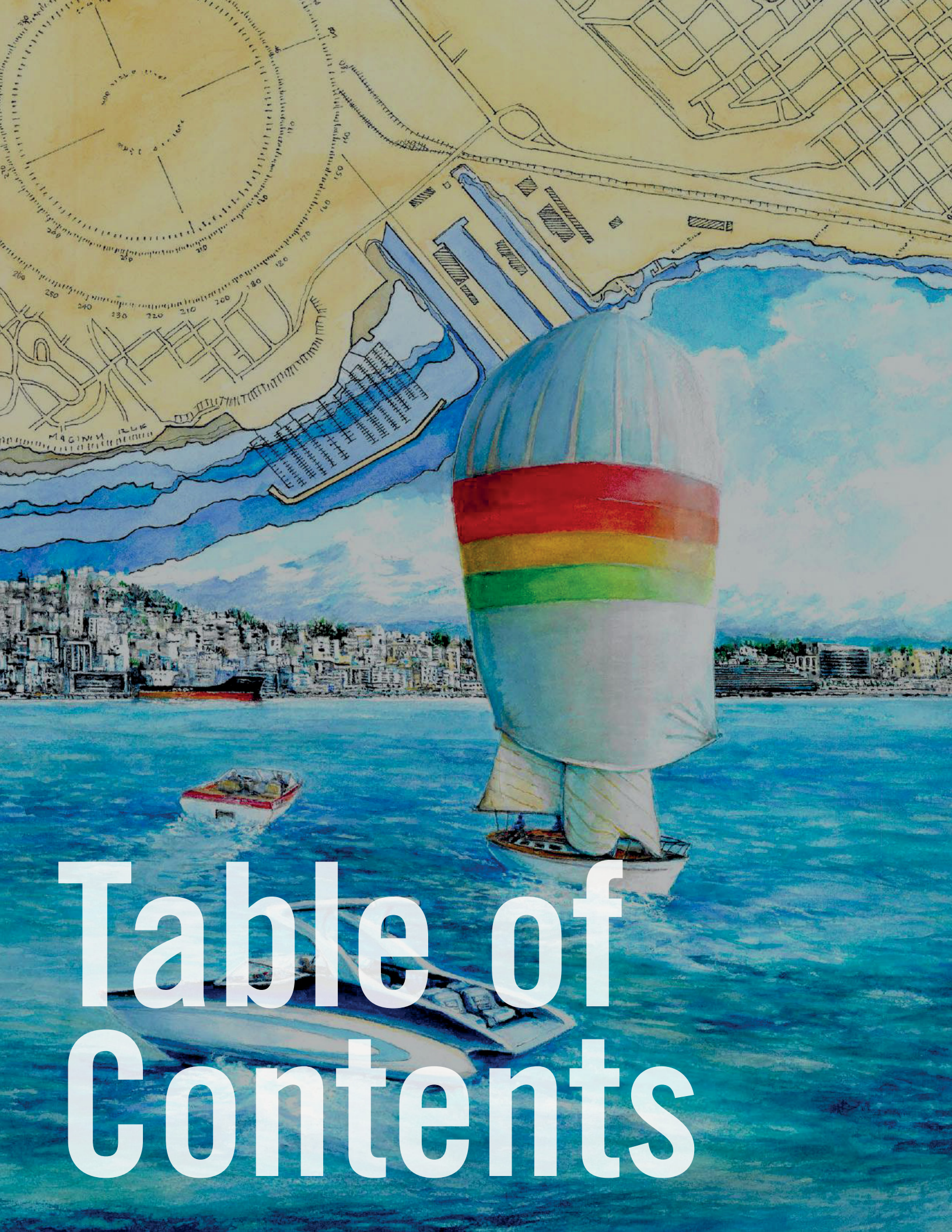


Table of Contents

Chapter 1

Cleats & Chocks

p.1

Clamcleats®
Cleats
Folding D-Rings
Anchor Points
Chocks

Eye Nuts
Bow & Stern Eyes
U-Bolts
Eyebolts
Exit Plates

Pad Eyes
Tie Down Straps
Footmans Loops
Fairleads
Eye Plates

Tiller Rope Springs
Cable Clamps
Pulleys

Chapter 2

Snaps & Shackles

p.31

Snaps
Shackles
Hooks

Chain Grippers
Snap Links
Quick Links

Scissor Hooks
Wire Rope Clips
Lap Links

Chapter 3

Rigging Hardware

p.49

Thimbles
Swivels
Turnbuckles

Hooks
Pins
Rings

Webbing Slides

Chapter 4

Cabinet Hardware

p.59

Hinges
Barrel Bolts
Door Accessories

Handles
Latches
Steering Wheels

Chapter 5

Rail Fittings

p.95

Top Fittings
Handrail Fittings
Handrails
Track Fittings

Hinge Fittings
Head Screws
Connectors
Stanchion & End Fittings

Elbow Tees
Rail Tees
Canvas Fasteners

Chapter 6

Anchoring & Deck Hardware

p.113

Anchors & Accessories
Anchor Chains
Cordage
Gas Lift Springs

Hatch Springs
Ladders & Accessories
Windshield Accessories
Rod Holders

Deck Steps
Fender Holders
Bow Sockets
Bow Rollers

Antenna Accessories
Flagpoles
Cable Connectors

Chapter 7

Vents & Fuel Fittings

p.157

Vents & Ventilators
Collector Boxes
Pitot Tube Shields

Deck Plates
Deck Plate Keys
Hose Adapters

Drains
Deck Fills
Deck Fill Keys

Gas Tank Vents
Ski Tows

Chapter 8

Lights & Switches

p.179

Navigation Lights
Dome Lights
Berth Lights
Utility Lights

Courtesy Lights
LED Lights
Halogen Lights
Spot & Flood Lights

Spreader Lights
Battery Accessories
Switches & Dimmers
Windshield Wipers

Horn Buttons
Ignition Switches
Kill Switches

Chapter 9

Electrical

p.221

Fuses & Accessories
Circuit Breakers
Mini Thermal Breakers
Electrical Panels

Power Sockets
Battery Clips
Terminal Blocks
Buss Bars

Cable Ties
Cable Clamps
Horns
Bilge Blowers

Light Bulbs
12V Fans
Wire Strippers/Crimpers

Chapter 10

Miscellaneous

p.271

Bells
Paddles
Boat Hooks & Accessories
Pumps

Faucets
Drain Tubes
Strainers
Thru Hulls

Motor Accessories
Drink Holders
Oarlocks
Shock Cords

Tie Downs
Winch Accessories

2020 NEW ITEMS



All new items are displayed with a "NEW" burst and are printed as an orange line item.



Smart Cleats

041636(-1)
041666(-1)

p.13-14



Stern Eye – Heavy Duty

080098

p.24



Bench Top Rope Cutter

300092-3

p.121



Triple Latch Rectangular Hatch

336520(-3)
336525(-3)

p.164



Deck Plate Lanyard

337198(-1)

p.166



**LED Push Button On/Off Switch
High Amp**

403064(-1)

p.198



**LED Rechargeable Handheld
Flood Light**

405300-3


p.201



LED Cockpit Spreader Light

405320-3
405321-3

p.202



Door Handle Latch – Locking

221615-1

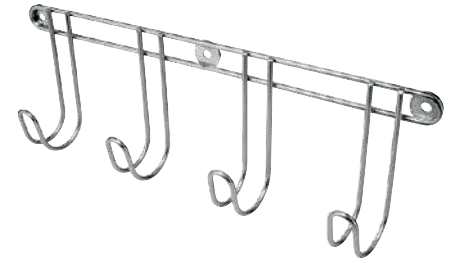
p.75



Combination Key Box Lock

222009-1

p.81



Rope Hanger

300085-1

p.121



Emergency Deck Fill Plug

357390(-1)
357390-5

p.170



Mini Dome Light – 3"

400213-1

p.189



LED Continuous Adjustment Dimmer Switch w/o On/Off

403061(-1)

p.198



OLED Voltmeter

421600-1

p.226



Smart Dual Battery Isolator

422790-1

p.228



Instrument Hole Adapter for Sockets & Meters

426101-1

p.238

2020 New Items



**Double USB Power Socket
w/o Light**

426503

p.243



**USB Male to Female Extension
Cord**

426509(-1)

p.243



Buss Bar w/ Cover

426680-1

426681-1

p.246



ATC Style Mixed Fuse Kits

445156-1

445157-1

p.267



**Universal Blade Style Fuse
Block w/ LED Indicator Lights**

445185(-1)

445188(-1)

p.268



Suction Cup Handle

490050-1

p.272



Deluxe Electric Oil Pump

501072-3

p.279



Emergency Garboard Drain Plug

520059(-1)

520059-5

p.285



Mushroom Vent

727520-3

727525-3

p.308




2001

1

- | | |
|------------------|---------------------|
| Clamcleats® | Exit Plates |
| Cleats | Pad Eyes |
| Folding D-Rings | Tie Down Straps |
| Anchor Points | Footmans Loops |
| Chocks | Fairleads |
| Eye Nuts | Eye Plates |
| Bow & Stern Eyes | Tiller Rope Springs |
| U-Bolts | Cable Clamps |
| Eyebolts | Pulleys |

Cleats &
Chocks

1 Cleats & Chocks



The Clamcleat® principle

A deceptively simple ridged 'V' groove holds ropes firmly, yet is devoid of any moving parts to break or seize. It allows the immediate release of the rope by a short upward and backward pull.

Complementary ranges to satisfy all needs.

Marine grade nylon cleats offer very good value for money, for both production builder and sailor alike. They are ideal for most applications where high loads or rope surges are not likely to be encountered. Nylon cleats are corrosion resistant and will last for many years outdoors.

Aluminum cleats are available in our standard silver or the hard anodized finish. They are unaffected by the heat generated by a rope surging back through a cleat as well as being suitable for sub-zero temperatures.

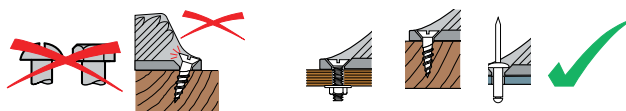
Hard anodizing has a high-tech and fashionable appearance as well as offering superior resistance to sea water corrosion. Our research into cleat materials over the years has shown aluminum to be far better for high performance cleats than any polymer, irrespective of any fiber reinforcement or additive. These factors make aluminum cleats the best choice for demanding applications.

Standard colors are shown in the photographs but special colors are available to order. For example, white 002040 are supplied for window blinds.


Numbers beginning with 00 are Sea-Dog part numbers and should be used when ordering. Numbers beginning with CL are Clamcleat numbers given for reference and marked on the bottom of the cleat. See Numerical Index at the end of Chapter 10.

Most cleats are provided with countersunk fixing holes. Flathead screws or bolts of the recommended size should be used; bolts being preferred. If using rivets with a powered fixing gun, make sure the pressure is not set too high. Fastenings must be entered straight so that the heads do not protrude to snag the rope. Several of the cleats have been designed with a groove in the base enabling them to be fitted to both flat and curved surfaces.

Clamcleat® rope cleats are not suitable for metal ropes.



Micros & Mini Cleats		Sea-Dog Part #		mm Ø inch Ø	mm inch			mm Ø inch Ø	mm Ø Gauge	Gms Ozs	Standard pack
Bulk	Display	A	B		C						
Mini											
	CL204 (Nylon)	002040	002040-1	3 - 6 1/8-1/4	52 2 1/16	36 1 7/16	17 5/8	M4 #8	4.2 No8	9 0.3	10
Racing Mini											
	CL222	002220	002220-1	3 - 6	48	36	15	M4	4.2	16	10
	CL222AN (Aluminum)	002225	002225-1	1/8-1/4	17/8	17/16	19/32	#8	No8	0.6	10
Micros											
	CL274	002740	002740-1	1 - 4	33	24	13	M3	3.0	3	10
	CL274W (Nylon)	002743	002743-1	3/64-3/32	1 5/16	1 5/16	1/2	#4	No4	0.1	10
Racing Micros											
	CL275	002750	002750-1	1 - 4	33	24	13	M3	3.0	7	10
	CL275AN (Aluminum)	002755	002755-1	3/64-3/32	1 5/16	1 5/16	1/2	#4	No4	0.25	10
Tapered Pad for CL204 & CL222											
	CL802 (Polypropylene)	008020	-	-	57 2 1/4	-	21 13/16	M4 #8	4.2 No8	4 0.1	10
Tapered Pad for CL274 & CL275											
	CL823 (Polypropylene)	008230	008230-1	-	47 1 13/16	-	19 3/4	M3 #4	3.0 No4	4 0.15	10

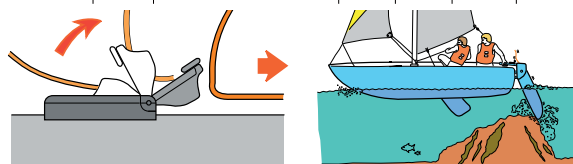


Fine Line Cleats		Sea-Dog Part #		mm Ø inch Ø	mm inch			mm Ø inch Ø	mm Ø Gauge	Gms Ozs	Standard pack
Bulk	Display	A	B		C						
Fine Line (Starboard)											
	CL213 (Nylon)	002130	002130-1	2 - 5 1/16-3/16	70 2 3/4	49 1 15/16	21 13/16	M4 #8	4.2 No8	9 0.3	10
Fine Line (Port)											
	CL214 (Nylon)	002140	002140-1	2 - 5 1/16-3/16	70 2 3/4	49 1 15/16	21 13/16	M4 #8	4.2 No8	9 0.3	10
Racing Fine Line (Starboard)											
	CL258	002580	002580-1	3 - 6	70	49	21	M4	4.2	19	10
	CL258AN (Aluminum)	002585	002585-1	1/8-1/4	2 3/4	1 15/16	13/16	#8	No8	0.7	10
Racing Fine Line (Port)											
	CL259	002590	002590-1	3 - 6	70	49	21	M4	4.2	19	10
	CL259AN (Aluminum)	002595	002595-1	1/8-1/4	2 3/4	1 15/16	13/16	#8	No8	0.7	10

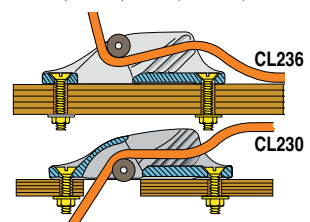
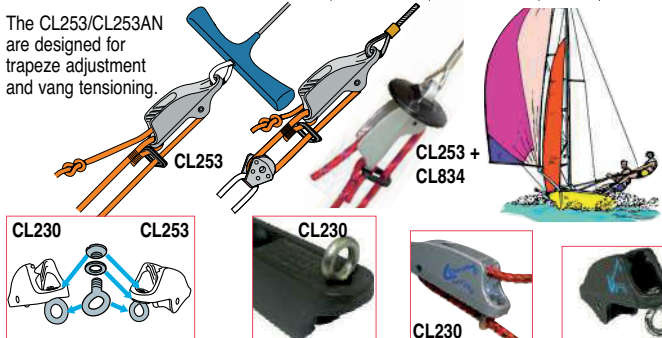


Auto-Release Cleat		Sea-Dog Part #		mm Ø inch Ø	mm inch			mm Ø inch Ø	mm Ø Gauge	Gms Ozs	Standard pack
Bulk	Display	A	B		C						
Auto-Release Racing Mini											
	CL257 (Aluminum + Acetal)	002570	002570-1	4 - 6 3/16-1/4	68 2 5/8	36 1 13/32	24 7/8	4 5/32	4.2 No8	31 1.1	10

The cleat flips up to release the rope when a set load is exceeded. The CL257 is easily re-set or adjusted for different release loads, even out on the water.



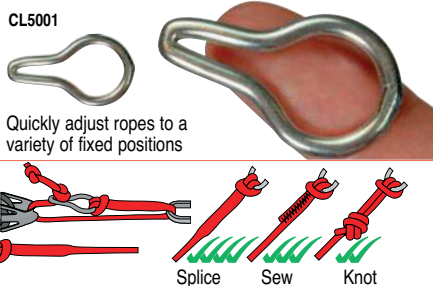
Roller Cleats	Sea-Dog Part #		mm Ø inch Ø	A B C			mm inch	mm Ø inch Ø	mm Ø Gauge	Gms Ozs	Standard pack
	Bulk	Display		A	B	C					
Racing Junior Mk1 with Roller											
CL230	002300	002300-1	3 - 6	82	66	18	M5	4.8	35		
CL230AN (Aluminum)	002305	002305-1	1/8-1/4	3 1/4	2 5/8	1 1/16	#10	No10	1.2	10	
Roller Fairlead Mk1 Racing Junior											
CL236	002360	002360-1	3 - 6	82	66	18	M5	4.8	40		
CL236AN (Aluminum)	002365	002365-1	1/8-1/4	3 1/4	2 5/8	1 1/16	#10	No10	1.4	10	
Trapeze and Vang Cleat											
CL253	002530	002530-1	4 - 8	89	70	18			46		
CL253AN (Aluminum)	002535	002535-1	5/32-5/16	3 1/2	2 3/4	1 1/16			1.6	10	
Handle for CL253 Trapeze Cleat											
CL834 (Polypropylene)	008340	008340-1	-	-	-	50			6.5		10
Eye for CL230 & CL253											
PT230SSE (Stainless steel)	002309	002309-1	-	-	6	12			3.3		10
					1/4	1/2			0.12		



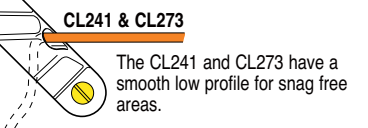
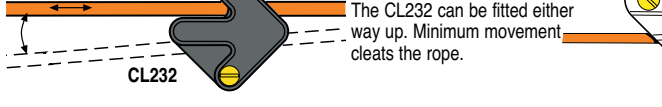
The CL230/CL230AN are ideal for through-deck or mast applications.



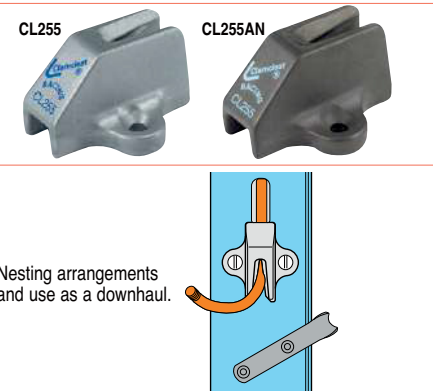
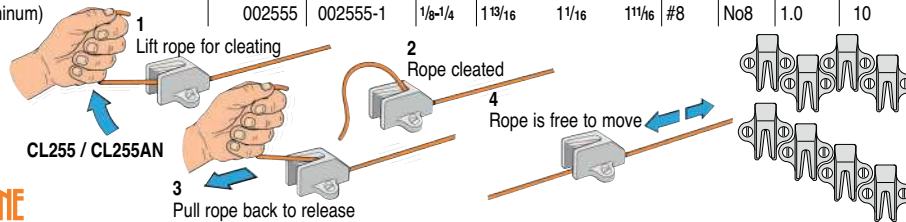
Q-Lok	Sea-Dog Part #		mm Ø inch Ø	A B C			mm inch	mm Ø inch Ø	mm Ø Gauge	Gms Ozs	Standard pack
	Bulk	Display		A	B	C					
Q-Lok											
CL5001 (Stainless steel)	005000	005000-1	3 - 4	33	-	20			5		10
			1/8-5/32	1 9/16	-	3/4			0.2		



Cub & Sail Line Cleats	Sea-Dog Part #		mm Ø inch Ø	A B C			mm inch	mm Ø inch Ø	mm Ø Gauge	Gms Ozs	Standard pack
	Bulk	Display		A	B	C					
Cub Cleat											
CL232	002320	002320-1	3 - 6	46	35	46	M4	4.2	13		
CL232W (Nylon)	002320W	-	1/8-1/4	1 9/16	1 3/8	1 9/16	#8	No8	0.5	10	
Racing Sail Line Cleat (Port)											
CL241 + PR	002410	002410-1	3 - 6	70	49	21	M4	4.2	16		
CL241AN (Aluminum)	002415	002415-1	1/8-1/4	2 3/4	1 15/16	1 3/16	#8	No8	0.6	10	
Racing Sail Line Cleat (Starboard)											
CL273	002730	002730-1	3 - 6	70	49	21	M4	4.2	16		
CL273AN (Aluminum)	002735	002735-1	1/8-1/4	2 3/4	1 15/16	1 3/16	#8	No8	0.6	10	
Sail Cleat (Port)											
CL281 (Nylon)	002810	002810-1	3 - 6	70	49	21	M4	4.2	16		9
			1/8-1/4	2 3/4	1 15/16	1 3/16	#8	No8	0.6		0.3
Sail Cleat (Starboard)											
CL283 (Nylon)	002830	002830-1	3 - 6	70	49	21	M4	4.2	16		9
			1/8-1/4	2 3/4	1 15/16	1 3/16	#8	No8	0.6		0.3



Omega Cleat	Sea-Dog Part #		mm Ø inch Ø	A B C			mm inch	mm Ø inch Ø	mm Ø Gauge	Gms Ozs	Standard pack
	Bulk	Display		A	B	C					
Omega Cleat											
CL255	002550	002550-1	3 - 6	46	27	43	M4	4.2	28		
CL255AN (Aluminum)	002555	002555-1	1/8-1/4	1 9/16	1 1/16	1 11/16	#8	No8	1.0	10	

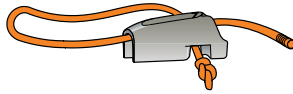


1 Cleats & Chocks



Cleats with integral fairleads for ropes to 5/32"

	Sea-Dog Part #		mm Ø inch Ø	mm inch			mm Ø inch Ø	mm Ø Gauge	Gms Ozs	Standard pack	
	Bulk	Display		A	B	C					
Micros											
CL263	002630	002630-1	1 - 4	44	24	13	M3	3.0	4.8		
CL263W (Nylon)	002633	002633-1	3/64-5/32	1 3/4	1 5/16	1/2	#4	No4	0.2	10	
Racing Micros											
CL268	002680	002680-1	1 - 4	44	24	13	M3	3.0	13		
CL268AN (Aluminum)	002685	002685-1	3/64-5/32	1 3/4	1 5/16	1/2	#4	No4	0.5	10	
Racing Micros with Becket											
CL270	002700	002700-1	1 - 4	44	24	13	M3	3.0	14		
CL270AN (Aluminum)	002705	002705-1	3/64-5/32	1 3/4	1 5/16	1/2	#4	No4	0.5	10	
Racing Micros Side entry (Starboard) with Becket CL277											
CL277AN (Aluminum)	002770	002770-1	1 - 4	44	24	14	M3	3.0	12		
CL277AN (Aluminum)	002775	002775-1	3/64-5/32	1 3/4	1 5/16	9/16	#4	No4	0.4	10	
Racing Micros Side entry (Port) with Becket CL278											
CL278AN (Aluminum)	002780	002780-1	1 - 4	44	24	14	M3	3.0	12		
CL278AN (Aluminum)	002785	002785-1	3/64-5/32	1 3/4	1 5/16	9/16	#4	No4	0.4	10	
Tapered Pad for all Micros cleats											
CL823 (Polypropylene)	008230	008230-1	-	47	-	19	-	-	4	0.15	10



Rigging for CL270, CL270AN, CL277, CL277AN, CL278 and CL278AN.

Riveting the CL211 Mk2 or CL263. Rivet gun spacers are available free of charge. Special long mandrel alloy rivets are also available for CL211 Mk2.



The AN suffix indicates an extra superior Hard Anodized finish.

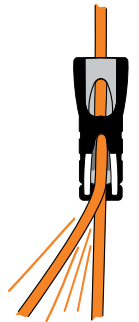
Cleats with integral fairleads for ropes to 1/4"

	Sea-Dog Part #		mm Ø inch Ø	mm inch			mm Ø inch Ø	mm Ø Gauge	Gms Ozs	Standard pack
	Bulk	Display		A	B	C				
Racing Junior Mk2										
CL211Mk2	002112	002112-1	3 - 6	55	27	16	M4	4.2	23	
CL211Mk2 AN (Aluminum)	002116	002116-1	1/8-1/4	2 1/8	1 1/16	5/8	#8	No8	0.8	10
Racing Junior Mk2 with Becket										
CL211Mk2/S2	002117	002117-1	3 - 6	55	27	16	M4	4.2	23	
CL211Mk2AN/S2 (Aluminum)	002118	002118-1	1/8-1/4	2 1/8	1 1/16	5/8	#8	No8	0.8	10
Mk2 Nylon Junior										
CL272	002720	002720-1	3 - 6	55	27	16	M4	4.2	10	
CL272W	002723	002723-1	1/8-1/4	2 1/8	1 1/16	5/8	#8	No8	0.35	10

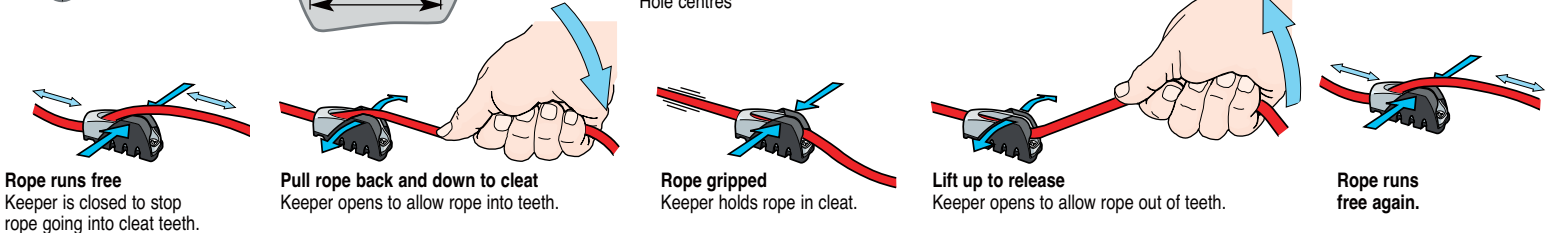
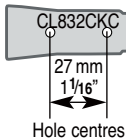
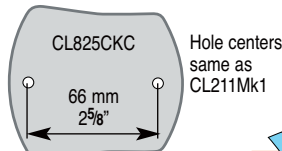
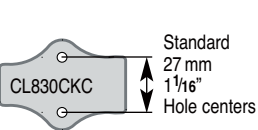


CKC Cleats & Accessories CL815, CL817 & CL819

	Sea-Dog Part #		mm Ø inch Ø	mm Ø inch Ø	mm Ø Gauge	Gms Ozs	Standard pack
	Bulk	Display					
Keeper for 002112, 002116 & 002117							
CL815 (Acetal)	008150	008150-1	4 5/32	M4 #8	4.2 No8	9	10
Cage for 002112 & 002116							
CL817 (Nylon & Stainless steel) requires CL815	008170	008170-1	-	-	-	23	10
Tapered Pad for 002112, 002116, 002117, 002172 & 002182							
CL819 (Polypropylene)	008190	008190-1	4 5/32	M4 #8	4.2 No8	8	10
CKC Cleat CL211Mk2 X 2							
CL825CKC	008250	008250-1	5 3/16	M5 #10	4.8 No10	150	10
CL825CKCAN	008255	008255-1				5.3	10
CKC Cleat CL211Mk2							
CL830CKC	008300	008300-1	4 5/32	M4 #8	4.2 No8	62	10
CL830CKCAN	008305	008305-1				2.2	10
CKC Cleat CL211Mk2							
CL832CKC	008320	008320-1	4 5/32	M4 #8	4.2 No8	51	10
CL832CKCAN	008325	008325-1				1.8	10

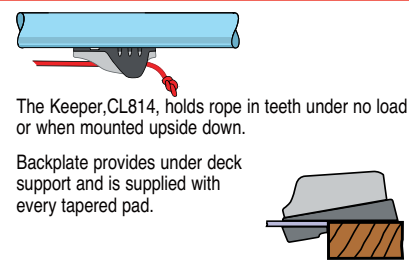
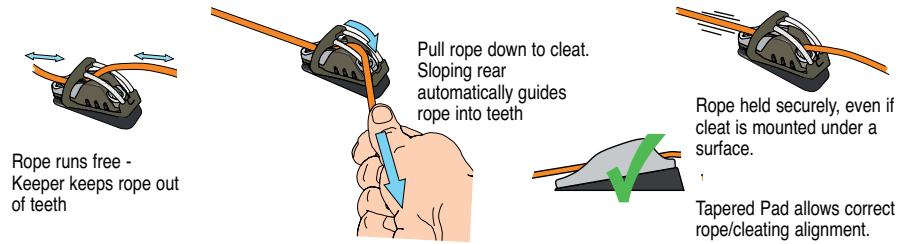


Cages CL816 and CL817 with wear resistant stainless steel allow easy cleating at extreme angles.



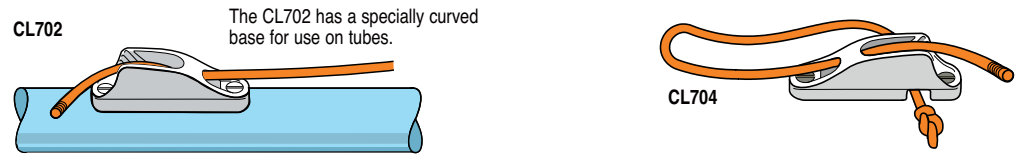
Accessories
CL814, CL816 & CL818

	Sea-Dog Part #		mm Ø inch Ø	mm Ø inch Ø	mm Ø Gauge	Gms Ozs	Standard pack
	Bulk	Display					
Keeper for 002030, 002111, 002115, 002171, 002181, 002360 & 002365 CL814 (Acetal)	008140	008140-1	4.8 3/16	M5 #10	4.8 No10	11 0.4	10
Cage for 002030, 002111, 002115, 002360 & 002365 requires CL814 CL816 (Nylon & Stainless steel)	008160	008160-1	-	-	-	30 1.1	10
Tapered Pad for 002030, 002111, 002115, 002171, 002181, 002360, 002365, 007040 & 007045 CL818 (Polypropylene)	008180	008180-1	4.8 3/16	M5 #10	4.8 No10	14 0.5	10
CK Cleat CL211Mk1+CL814+CL816 CL833CKC CL833CKCAN	008330 008335	008330-1 008335-1	4.8 3/16	M5 #10	4.8 No10	76 2.7	10




Cleats with integral fairleads for ropes to 1/4"

	Sea-Dog Part #		mm Ø inch Ø	mm inch			mm Ø inch Ø	mm Ø Gauge	Gms Ozs	Standard pack
	Bulk	Display		A	B	C				
Junior CL203 (Nylon) CL203W (Nylon)	002030 002030W	002030-1	3 - 6 1/8-1/4	82 3 1/4	66 2 5/8	18 1 1/16	M4 #8	4.2 No8	17 0.6	10
Racing Junior Mk1 CL211Mk1 CL211Mk1AN (Aluminum)	002111 002115	002111-1 002115-1	3 - 6 1/8-1/4	82 3 1/4	66 2 5/8	18 1 1/16	M5 #10	4.8 No10	34 1.2	10
Boom Cleat CL702 CL702AN (Aluminum)	007020 007025	007020-1 007025-1	3 - 6 1/8-1/4	82 3 1/4	66 2 5/8	18 1 1/16	M5 #10	4.8 No10	36 1.3	10
Racing Junior with Becket CL704 CL704AN (Aluminum)	007040 007045	007040-1 007045-1	3 - 6 1/8-1/4	82 3 1/4	66 2 5/8	18 1 1/16	M5 #10	4.8 No10	34 1.2	10




Side entry Cleats Mk1 for ropes to 1/4"

	Sea-Dog Part #		mm Ø inch Ø	mm inch			mm Ø inch Ø	mm Ø Gauge	Gms Ozs	Standard pack
	Bulk	Display		A	B	C				
Side entry (Starboard) CL217Mk1 CL217Mk1AN (Aluminum)	002171 002175	002171-1 002175-1	3 - 6 1/8-1/4	82 3 1/4	66 2 5/8	18 1 1/16	M5 #10	4.8 No10	32 1.2	10
Side entry (Port) CL218Mk1 CL218Mk1AN (Aluminum)	002181 002185	002181-1 002185-1	3 - 6 1/8-1/4	82 3 1/4	66 2 5/8	18 1 1/16	M5 #10	4.8 No10	32 1.2	10



Side entry Cleats Mk2 for ropes to 1/4"

	Sea-Dog Part #		mm Ø inch Ø	mm inch			mm Ø inch Ø	mm Ø Gauge	Gms Ozs	Standard pack
	Bulk	Display		A	B	C				
Side entry (Starboard) CL217Mk2 CL217Mk2AN (Aluminum)	002172 002176	002172-1 002176-1	3 - 6 1/8-1/4	55 2 1/8	27 1 1/16	17 1 1/16	M4 #8	4.2 No8	24 0.8	10
Side entry (Port) CL218Mk2 CL218Mk2AN (Aluminum)	002182 002186	002182-1 002186-1	3 - 6 1/8-1/4	55 2 1/8	27 1 1/16	17 1 1/16	M4 #8	4.2 No8	24 0.8	10

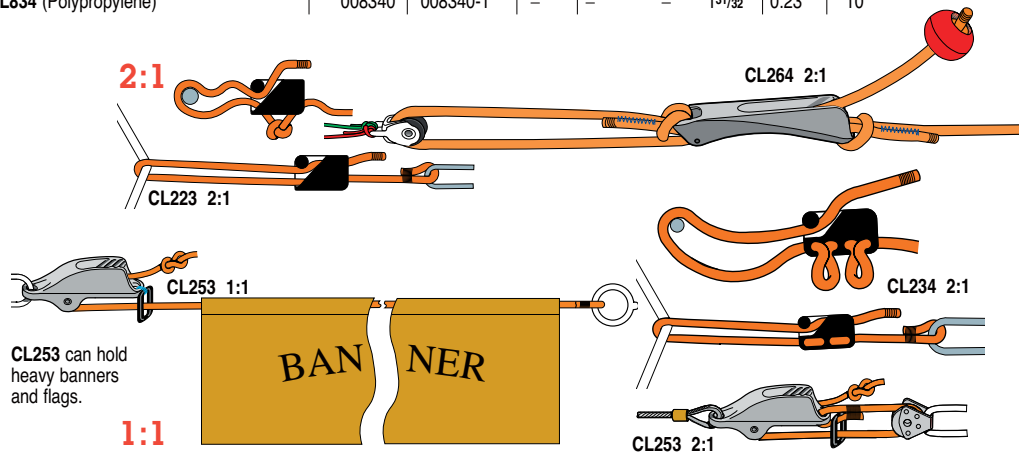


1 Cleats & Chocks



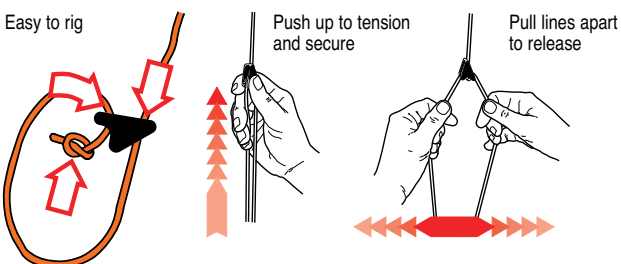
Cleats for Rigging on a Rope

Sea-Dog Part #		mm Ø inch Ø	mm inch			Gms Ozs	Standard pack	
Bulk	Display		A	B	C			
Loop Cleat								
CL223	002230	002230-1	3 - 6	53	-	18	18	
CL223W (Nylon)	002230W	327223-1	1/8-1/4	2 1/16	-	1 1/16	0.7	
Racing JuniorMk1 with Roller								
CL230	002300	002300-1	3 - 6	82	66	18	35	
CL230AN (Aluminum)	002305	002305-1	1/8-1/4	3 1/4	2 5/8	1 1/16	1.2	
Fender/Large Loop Cleat								
CL234	002340	002340-1	6 - 11	78	-	24	45	
CL234W (Nylon)	002340W	327234-1	1/4-7/16	3 1/16	-	1 5/16	1.6	
Trapeze and Vang Cleat								
CL253	002530	002530-1	4 - 8	90	72	18	46	
CL253AN (Aluminum)	002535	002535-1	5/32-5/16	3 9/16	2 13/16	1 1/16	1.6	
Cobra Cleat								
CL264	002640	002640-1	4 - 6	117	-	23	47	
CL264AN (Aluminum)	002645	002645-1	5/32-1/4	4 5/8	-	2 9/32	1.7	
Jiffy Tie								
CL806 (Polypropylene)	008060	-	4	42	-	21	4	
			5/32	1 3/4	-	7/8	0.1	n/a
Handle for CL253 Trapeze Cleat								
CL834 (Polypropylene)	008340	008340-1	-	-	-	50	6.5	
						1 31/32	0.23	10



Line-Lok® Cleats for Rigging on a Rope


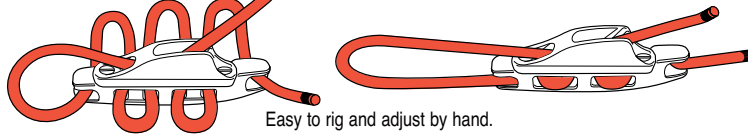
Sea-Dog Part #		mm Ø inch Ø	mm inch			Gms Ozs	Standard pack
Bulk	Display		A	B	C		
Line-Lok®							
CL260	002600	002600-1	2 - 5	31	-	10	2.2
CL260W (Nylon)	002603	002603-1	1/16-3/16	1 1/4	-	3/8	0.08
Mini Line-Lok®							
CL266	002660	002660-1	1 - 3	21.3	-	7	0.74
CL266W (Nylon)	002663	002663-1	3/64-1/8	2 7/32	-	5/32	0.03
Large Line-Lok®							
CL271	002710	002710-1	4 - 8	67	-	23	28
CL271W (Nylon)	002713	002713-1	5/32-5/16	2 5/8	-	7/8	0.98
Medium Line-Lok®							
CL276	002760	002760-1	3 - 6	47	-	17	9.6
CL276W (Nylon)	002763	002763-1	1/8-1/4	1 7/8	-	1 1/16	0.34



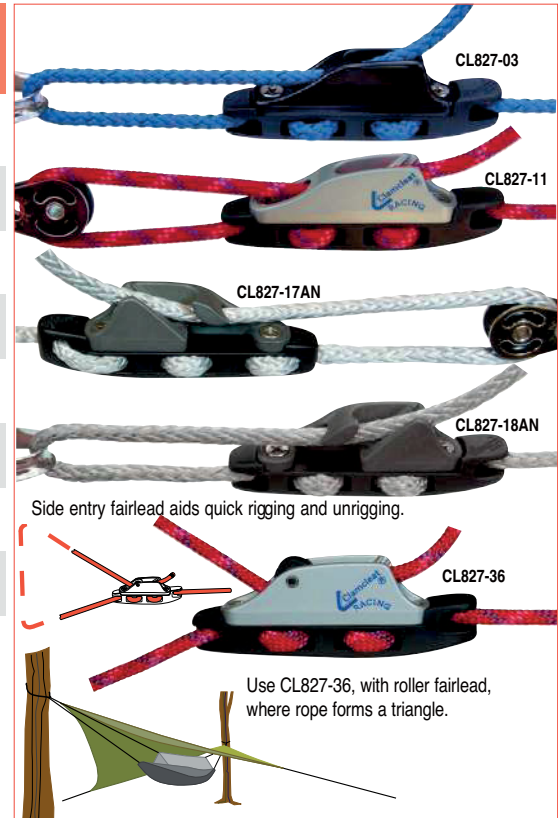
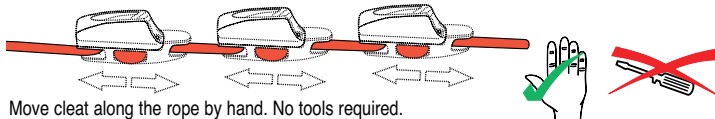
These Line Tensioners lock lines securely and are easy to release.

- Grips the line to resist being shaken loose - even in extreme conditions.
- Out performs all existing plastic guy runners.
-

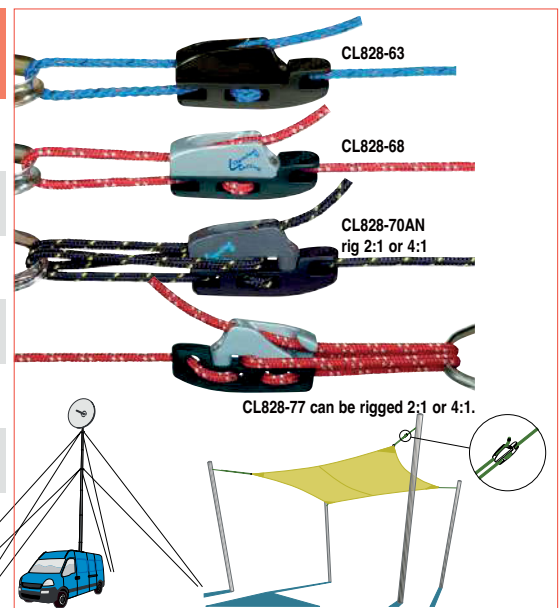
Aero Cleats CL826	Sea-Dog Part #		mm Ø inch Ø	A B C			mm inch	Gms Ozs	Standard pack
	Bulk	Display		A	B	C			
Aero base + CL211Mk2 Racing Junior			4 - 6 5/32-1/4	73 27/8	-	16 5/8	35 1.2	10	
CL826-11 (Nylon & Aluminum) Aero base + CL211Mk2AN	008261	008261-1	4 - 6 5/32-1/4	73 27/8	-	16 5/8	35 1.2	10	
Hard Anodized Racing Junior CL826-11AN (Nylon & Aluminum)	008265	008265-1	4 - 6 5/32-1/4	73 27/8	-	16 5/8	35 1.2	10	
Aero base + CL272Mk2 Nylon Junior			4 - 6 5/32-1/4	73 27/8	-	16 5/8	23 0.8	10	
CL826-72 (Nylon)	008263	008263-1	4 - 6 5/32-1/4	73 27/8	-	16 5/8	23 0.8	10	



Aero Cleats CL827	Sea-Dog Part #		mm Ø inch Ø	A B C			mm inch	Gms Ozs	Standard pack
	Bulk	Display		A	B	C			
Aero base + CL203 Nylon Junior			4 - 6 5/32-1/4	112 43/8	-	19 3/4	43 1.5	10	
CL827-03 (Nylon) Aero base + CL211Mk1	008277	-	4 - 6 5/32-1/4	112 43/8	-	19 3/4	62 2.2	10	
Racing Junior CL827-11 (Nylon & Aluminum)	008271	-	4 - 6 5/32-1/4	112 43/8	-	19 3/4	62 2.2	10	
Aero base + CL211Mk1 Hard Anodized Racing Junior			4 - 6 5/32-1/4	112 43/8	-	19 3/4	62 2.2	10	
CL827-11AN (Nylon & Aluminum) Aero base + CL217Mk1	008272	008272-1	4 - 6 5/32-1/4	112 43/8	-	19 3/4	59 2.1	10	
Side entry Racing Junior (Starboard) CL827-17 (Nylon & Aluminum)	008273	-	4 - 6 5/32-1/4	112 43/8	-	19 3/4	59 2.1	10	
Aero base + CL217 Mk1 Hard Anodized Side entry Racing Junior (Starboard)			4 - 6 5/32-1/4	112 43/8	-	19 3/4	59 2.1	10	
CL827-17AN (Nylon & Aluminum) Aero base + CL218Mk1	008274	-	4 - 6 5/32-1/4	112 43/8	-	19 3/4	59 2.1	10	
Side entry Racing Junior (Port) CL827-18 (Nylon & Aluminum)	008275	-	4 - 6 5/32-1/4	112 43/8	-	19 3/4	59 2.1	10	
Aero base + CL218 Mk1 Hard Anodized Side entry Racing Junior (Port)			4 - 6 5/32-1/4	112 43/8	-	19 3/4	59 2.1	10	
CL827-18AN (Nylon & Aluminum) Aero base + CL236	008276	-	4 - 6 5/32-1/4	112 43/8	-	19 3/4	69 2.4	10	
Roller Fairlead Racing Junior CL827-36 (Nylon & Aluminum)	008278	-	4 - 6 5/32-1/4	112 43/8	-	19 3/4	69 2.4	10	
Aero base + CL236 Hard Anodized Roller Fairlead Racing Junior			4 - 6 5/32-1/4	112 43/8	-	19 3/4	69 2.4	10	
CL827-36AN (Nylon & Aluminum)	008279	-	4 - 6 5/32-1/4	112 43/8	-	19 3/4	69 2.4	10	



Aero Cleats CL828	Sea-Dog Part #		mm Ø inch Ø	A B C			mm inch	Gms Ozs	Standard pack
	Bulk	Display		A	B	C			
Aero base + CL263 Nylon Micros			3 - 4 1/8-5/32	60 23/8	-	13 1/2	15 0.5	10	
CL828-63 (Nylon) Aero base + CL268	008287	-	3 - 4 1/8-5/32	60 23/8	-	13 1/2	21 0.75	10	
Racing Micros CL828-68 (Nylon & Aluminum)	008281	008281-1	3 - 4 1/8-5/32	60 23/8	-	13 1/2	21 0.75	10	
Aero base + CL268 Hard Anodized Racing Micros			3 - 4 1/8-5/32	60 23/8	-	13 1/2	21 0.75	10	
CL828-68AN (Nylon & Aluminum) Aero base + CL270	008282	008282-1	3 - 4 1/8-5/32	60 23/8	-	13 1/2	24 0.85	10	
Racing Micros with Becket CL828-70 (Nylon & Aluminum)	008288	-	3 - 4 1/8-5/32	60 23/8	-	13 1/2	24 0.85	10	
Aero base + CL270 Hard Anodized Racing Micros with Becket			3 - 4 1/8-5/32	60 23/8	-	13 1/2	24 0.85	10	
CL828-70AN (Nylon & Aluminum) Aero base + CL277 Side entry Racing	008289	-	3 - 4 1/8-5/32	60 23/8	-	13 1/2	23 0.8	10	
Micros (Starboard) CL828-77 (Nylon & Aluminum)	008283	-	3 - 4 1/8-5/32	60 23/8	-	13 1/2	23 0.8	10	
Aero base + CL77 Hard Anodized Side entry Racing Micros (Starboard)			3 - 4 1/8-5/32	60 23/8	-	13 1/2	23 0.8	10	
CL828-77AN (Nylon & Aluminum)	008284	-	3 - 4 1/8-5/32	60 23/8	-	13 1/2	23 0.8	10	



1 Cleats & Chocks

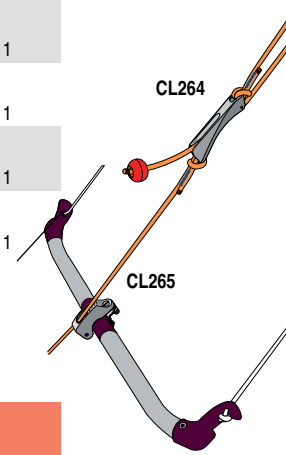


Sea-Dog Part #		mm Ø inch Ø	mm inch			Gms Ozs	Standard pack
Bulk	Display		A	B	C		
Kitesurfing Cleats							
Racing Junior Mk2 CL211Mk2AN (Aluminum)		3 - 6 1/8-1/4	55 2 1/8	27 1 1/16	17 5/8	23 0.8	1
Trapeze and Vang Cleat CL253 (Aluminum)		4 - 8	89	72	18	46	1
CL253AN (Aluminum)		5/32-5/16	3 1/2	2 13/16	1 1/16	1.6	1
Cobra Cleat CL264 (Aluminum)		4 - 6	120	-	23	47	1
CL264AN (Aluminum)		3/16-1/4	4 23/32	-	2 9/32	1.7	1
Bar Cleat CL265 (Aluminum + S/Steel)		4 - 8	63	-	18	60	1
CL265AN (Aluminum + S/Steel)		5/32-5/16	2 1/2	-	1 1/16	2.1	1
Aero base + CL211Mk2AN Racing Junior		4 - 6	78	-	16	46	1
CL829-11AN (Nylon & Aluminium)		5/32-1/4	3 1/16	-	5/8	1.6	1

The AN suffix indicates an extra superior Hard Anodized finish.

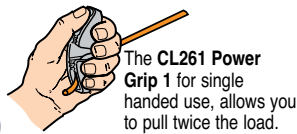
The ultimate kite surfing rig for complete control, uses the CL265 Bar cleat and the in-line CL264 Cobra cleat.

Bar diameter 1"-1 3/16" Ø (25 - 31 mm)

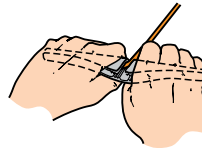


The CL249 is used for tensioning traditional African drums.

Sea-Dog Part #		mm Ø inch Ø	mm inch			Gms Ozs	Standard pack
Bulk	Display		A	B	C		
Power Grip Cleats							
Tug Cleat CL249 (Aluminum)		3 - 6 1/8-1/4	92 3 9/16	-	17 1 1/16	52 1.9	10
Power Grip 1 CL261 (Aluminum)		3 - 6 1/8-1/4	95 3 3/4	-	17 1 1/16	52 1.9	10
Power Grip 2 CL262 (Aluminum)		3 - 6 1/8-1/4	189 7 7/16	-	17 1 1/16	70 2.5	10



The CL261 Power Grip 1 for single handed use, allows you to pull twice the load.



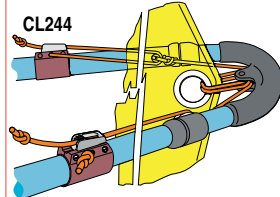
Use the CL262 Power Grip 2 where even more pulling power and control is required. It is light, strong and easy to carry in your pocket.



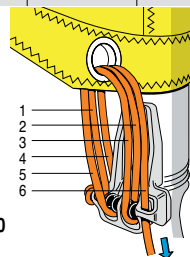
No more sore hands!



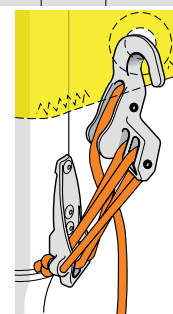
Sea-Dog Part #		mm Ø inch Ø	mm inch			mm Ø inch Ø	Gms Ozs	Standard pack
Bulk	Display		A	B	C			
Windsurfing Cleats								
Compact Twin Sheave Cleat CL247 (Aluminum)		3 - 6 1/8-1/4	53 2 1/16	31 1 1/4	40 1 9/16	M5 #10	40 1.4	5
Cleat with Hook and 3 Sheaves CL248 (Aluminum)		3 - 5 1/8-3/16	69 2 3/4	-	40 1 9/16	-	52 1.8	5
The Gap Closer CL250 (Aluminum)		3 - 5 1/8-3/16	84 3 1/4	11+29 7/16+1 1/8	48 1 7/8	M5 #10	43 1.6	5
Trapeze and Vang Cleat CL253 (Aluminum)		4 - 8 5/32-5/16	89 3 1/2	72 2 13/16	18 1 1/16	-	46 1.6	5
Rivet-on Fitting for 6:1 Ratio CL708 (Aluminum)		3 - 5 1/8-3/16	83 3 1/4	11+29 7/16+1 7/16	37 1 7/16	M5 #10	32 1.1	5
Boom Cleat and Clamp CL244 (Aluminum + Nylon)		3 - 6 1/8-1/4	58 2 1/4	-	-	-	32 1.1	5



Adjustable Outhaul

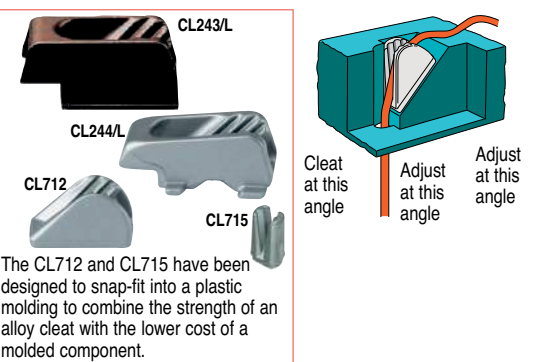


CL250 6:1



CL248 + CL708 6:1

Insert Cleats	Sea-Dog Part #		mm Ø inch Ø	A B C			mm inch	Gms Ozs	Standard pack
	Bulk	Display		A	B	C			
Nylon Insert Cleat with Fairlead CL243/L	002430	-	3 - 6 1/8 - 1/4	42 1 21/32	-	22 7/8	10 0.4	n/a	
Aluminum Insert Cleat with Fairlead CL244/L	002440	-	3 - 5 1/8 - 3/16	42 1 21/32	-	22 7/8	18 0.6	n/a	
Small Insert Cleat CL712 (Aluminum)	007120	-	3 - 5 1/8 - 3/16	28 1 1/8	-	11 7/16	7 0.2	n/a	
Insert Cleat CL715 (Aluminum)	007150	-	3 - 5 1/8 - 3/16	9 3/8	-	12 7/16	3 0.1	n/a	



Sail Cleats	Sea-Dog Part #		mm Ø inch Ø	A B C			mm Ø inch Ø	Gms Ozs	Standard pack
	Bulk	Display		A	B	C			
Leech Line Cleat CL212 (Nylon)	002120	002120-1	2 - 5 1/16 - 3/16	70 2 3/4	49 1 15/16	21 1 3/16	4 5/32	9 0.3	10
Shield for CL212 CL212A (Nylon)	002125	-	-	71 2 3/4	49 1 15/16	29 1 1/8	4 5/32	4 0.1	10
Backplate for CL212 CL212BP (Nylon)	002120P	-	-	70 2 3/4	49 1 15/16	21 1 3/16	-	2 0.08	10
Backplate Black for CL241AN, CL258AN, CL259AN & CL273AN CL212BP- B (Nylon)	002120BP	-	-	70 2 3/4	49 1 15/16	21 1 3/16	-	2 0.08	10
Fine Line Cleat (Port) CL214W (Nylon)	002140W	-	2 - 5 1/16 - 3/16	70 2 3/4	49 1 15/16	21 1 3/16	4 5/32	9 0.3	10
Dinghy Leech Line Cleat CL221 (Nylon)	002210	-	0 - 3 0 - 1/8	43 1 3/4	33 1 3/16	17 1 1/16	3 1/8	4 0.1	10
Sail Line Cleat CL233 (Nylon)	002330	-	2 - 6 1/16 - 1/4	57 2 1/4	-	34 1 3/8	-	8 0.3	10
Backplate CL233BP (Nylon) for CL233	002330BP	-	-	57 2 1/4	-	34 1 3/8	-	2 0.08	10
Racing Sail Line Cleat (Starboard) CL241+ PR	002410	-	3 - 6 1/8 - 1/4	70 2 3/4	49 1 15/16	21 1 3/16	4 5/32	16 0.6	10
CL241AN (Aluminum)	002415	-	3 - 6 1/8 - 1/4	70 2 3/4	49 1 15/16	21 1 3/16	4 5/32	19 0.7	10
Racing Fine Line (Starboard) CL258	002580	-	3 - 6 1/8 - 1/4	70 2 3/4	49 1 15/16	21 1 3/16	4 5/32	19 0.7	10
CL258AN (Aluminum)	002585	-	3 - 6 1/8 - 1/4	70 2 3/4	49 1 15/16	21 1 3/16	4 5/32	19 0.7	10
Racing Fine Line (Port) CL259	002590	-	3 - 6 1/8 - 1/4	70 2 3/4	49 1 15/16	21 1 3/16	4 5/32	19 0.7	10
CL259AN (Aluminum)	002595	-	3 - 6 1/8 - 1/4	70 2 3/4	49 1 15/16	21 1 3/16	4 5/32	19 0.7	10
Sail Edge Cleat CL267 (Nylon + Aluminum)	002670	002670-1	2 - 4 1/16 - 5/32	50 2	-	37 1 7/16	4 5/32	12 0.42	10
Sail Edge Cleat CL269 (Nylon)	002690	002690-1	2 - 4 1/16 - 5/32	50 2	-	37 1 7/16	4 5/32	10 0.35	10
Racing Sail Line Cleat (Port) CL273	002730	002730-1	3 - 6 1/8 - 1/4	70 2 3/4	49 1 15/16	21 1 3/16	4 5/32	16 0.6	10
CL273AN (Aluminum)	002735	-	3 - 6 1/8 - 1/4	70 2 3/4	49 1 15/16	21 1 3/16	4 5/32	16 0.6	10
Sail Cleat (Port) CL281W (Nylon)	00281W	-	3 - 6 1/8 - 1/4	70 2 3/4	49 1 15/16	21 1 3/16	4 5/32	9 0.6	10
Sail Cleat (Starboard) CL283W (Nylon)	00283W	-	3 - 6 1/8 - 1/4	70 2 3/4	49 1 15/16	21 1 3/16	4 5/32	9 0.6	10



Alternative position for CL212 (or CL258) also CL214W, CL259.

CL221 The CL221 is supplied complete.

CL267 & CL269 The CL267 is an alloy cleat inside a wrap-around nylon moulding. The CL269 is all nylon.

Most cleats can be sewn or rivetted.

CL241 & CL273 These also have alternative uses on rigid surfaces.

CL212
CL221
CL233
CL241
CL259
CL281
CL283

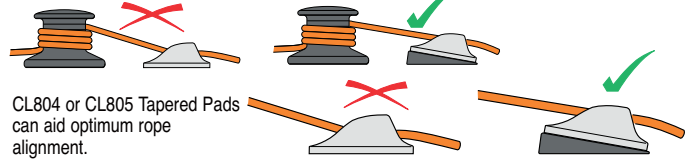
CL212/CL212A The CL212A shield prevents the CL212 and CL258 snagging in shrouds or other parts of the rigging.

1 Cleats & Chocks



Cleats for ropes to 5/32"		Sea-Dog Part #		mm Ø inch Ø	mm inch			mm Ø inch Ø	mm Ø Gauge	Gms Ozs	Standard pack
Bulk	Display	A	B		C						
Midi CL209 (Nylon)	002090	002090-1	4 - 8 5/32-5/16	73 27/8	55 21/8	19 3/4	M5 #10	4.8 No10	20 0.7	10	
Side-fixing Midi CL215 (Nylon)	002150	002150-1	4 - 8 5/32-5/16	41 19/8	27 11/8	43 17/16	M5 #10	4.8 No10	14 0.5	10	
Midi with integral Fairlead CL231 (Nylon)	002310	002310-1	4 - 8 5/32-5/16	88 37/16	54 21/8	22 7/8	M5 #10	4.8 No10	30 1.1	10	
Racing Midi CL254 CL254AN (Aluminum)	002540 002545	002540-1 002545-1	4 - 8 5/32-5/16	71 213/16	55 21/8	18 11/16	M5 #10	4.8 No10	38 1.3	10	
Tapered Pad for CL209, CL254 & CL254AN CL803 (Polypropylene)	008030	-	-	79 31/8	-	24 15/16	M5 #10	4.8 No10	8 0.3	10	


Tapered pads aid optimum rope alignment, especially when a fairlead would not be appropriate.



CL804 or CL805 Tapered Pads can aid optimum rope alignment.



Cleats for ropes to 3/8"		Sea-Dog Part #		mm Ø inch Ø	mm inch			mm Ø inch Ø	mm Ø Gauge	Gms Ozs	Standard pack
Bulk	Display	A	B		C						
Horizontal CL202 (Nylon)	002020	002020-1	6 - 10 1/4-3/8	74 215/16	51 2	79 31/8	M6 1/4	6.3 No14	64 2.3	10	
Lateral (Starboard) CL206 (Nylon)	002060	002060-1	6 - 10 1/4-3/8	75 3	51 2	50 2	M6 1/4	6.3 No14	35 1.3	10	
Lateral (Port) CL207 (Nylon)	002070	002070-1	6 - 10 1/4-3/8	75 3	51 2	50 2	M6 1/4	6.3 No14	35 1.3	10	



One of the first non-marine uses for Clamcleat® rope cleats was to tension and secure safety slings used by electricity and telephone engineers when working up ladders leaning against poles.



Cleats for ropes to 1/2"		Sea-Dog Part #		mm Ø inch Ø	mm inch			mm Ø inch Ø	mm Ø Gauge	Gms Ozs	Standard pack
Bulk	Display	A	B		C						
Vertical CL201 (Nylon)	002010	002010-1	6 - 12 1/4-1/2	95 33/4	72 213/16	28 11/8	M6 1/4	6 No14	43 1.5	10	
Racing Vertical CL219 CL219AN (Aluminum)	002190 002195	002190-1 002195-1	6 - 12 1/4-1/2	90 39/16	72 213/16	27 11/16	M6 1/4	6.3 No14	70 2.5	1	
Uncoated Racing Vertical CL219VB (Aluminum)	002190NC	-	6 - 12 1/4-1/2	90 39/16	72 213/16	27 11/16	M6 1/4	6.3 No14	70 2.5	1	
Vertical with Integral Fairlead CL228 (Nylon)	002280	002280-1	6 - 12 1/4-1/2	114 41/2	72 213/16	30 19/16	M6 1/4	6.3 No14	68 2.4	1	
Tapered Pad for CL201, CL219, CL219AN, CL237 & CL238 CL804 (Polypropylene)	008040	-	-	103 41/16	-	34 19/8	M6 1/4	6.3 No14	18 0.6	10	

The AN suffix indicates an extra superior Hard Anodized finish.

Our aluminum cleats are easily welded to provide a strong and permanent fixing. Where an alloy cleat needs to be fixed to an aluminum surface welding can be less expensive than drilling holes and bolting on a cleat. Applications include aluminum fishing boats and oil rigs.

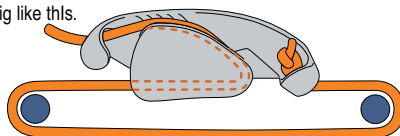


Trucker Hitch Cleat	Sea-Dog Part #		mm Ø inch Ø	A B C			mm inch	Gms Ozs	Standard pack
	Bulk	Display		A	B	C			
Trucker Hitch Cleat CL719 (Nylon)	007190	007190-1	5 - 7 3/16-1/4	139 57/16	-	28 1 1/8	73 2.6	1	

An aerial cleat that rigs like the trucker's hitch / wagoner's hitch.



Rig like this.



CL719

Easy to use, can be fastened and released with one hand and operated from a distance.

Uses a single piece of rope.

Uses include aiding installation of machinery and heavy duty cables.

Spring-gate Cleats for ropes to 1/2"	Sea-Dog Part #		mm Ø inch Ø	A B C			mm Ø inch Ø	mm Ø Gauge	Gms Ozs	Standard pack
	Bulk	Display		A	B	C				
Vertical with Spring-gate CL237 (Nylon)	002370	002370-1	6 - 12 1/4-1/2	95 3 3/4	72 2 13/16	40 1 5/8	M6 1/4	6.3 No14	47 1.7	1
Racing Vertical with Spring-gate CL238 (Aluminum)	002380	002380-1	6 - 12 1/4-1/2	90 3 9/16	72 2 13/16	40 1 5/8	M6 1/4	6.3 No14	75 2.6	1



The red gate is flipped up by hand to keep the rope out of the cleat.

CL237

CL238

Spring-gate Cleats for ropes to 5/8"	Sea-Dog Part #		mm Ø inch Ø	A B C			mm Ø inch Ø	Gms Ozs	Standard pack
	Bulk	Display		A	B	C			
Major with Spring-gate CL239 (Nylon)	002390	002390-1	10 - 16 3/8-5/8	122 4 13/16	95 3 3/4	49 2	M8 5/16	88 3.2	1
Racing Major with Spring-gate CL240 (Aluminum)	002400	002400-1	10 - 16 3/8-5/8	118 4 5/8	95 3 3/4	50 2	M8 5/16	166 5.9	1

CL239

CL240

Cleats for ropes to 5/8"	Sea-Dog Part #		mm Ø inch Ø	A B C			mm Ø inch Ø	Gms Ozs	Standard pack
	Bulk	Display		A	B	C			
Major CL205 (Nylon)	002050	002050-1	10 - 16 3/8-5/8	122 4 13/16	95 3 3/4	36 1 7/16	M8 5/16	85 3.0	5
Racing Major CL220 (Aluminum)	002200	002200-1	12 - 16 1/2-5/8	118 4 5/8	95 3 3/4	37 1 1/2	M8 5/16	163 5.7	1
Uncoated Racing Major CL220 (Aluminum) Fairlead for CL205, CL220, CL239 & CL240	002200NC	-	12 - 16 1/2-5/8	118 4 5/8	95 3 3/4	37 1 1/2	M8 5/16	163 5.7	1
CL2245 (Stainless Steel)	002245	002245-1	-	50 1 31/32	-	41 1 5/8	M8 5/16	72 2.5	1
Tapered Pad CL805 (Polypropylene)	008050	008050-1	-	131 5 1/8	-	45 1 3/4	M8 5/16	35 1.2	5

CL205

CL220

CL220VB

CL805

CL220VB

The CL220VB and CL219VB, with uncoated finish, can be welded to an aluminum substrate.

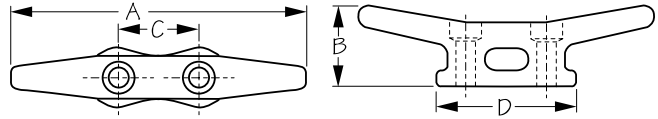


1 Cleats & Chocks



OPEN BASE CLEAT - FLAT HEAD

Hot Dipped Galvanized Iron

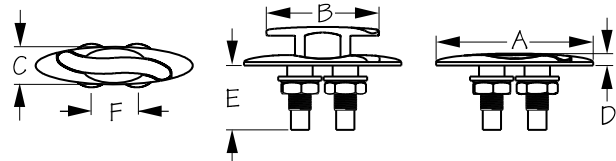


Bulk	Display	A	B	C	D	Fastener	Wt.(lb.)	Std. Pack
040103	040103-1	3-1/2"	1"	13/16"	1-5/8"	#8 FH	.13 / .26	10 ea / 10 pr
040104	040104-1	4"	1-1/8"	7/8"	1-7/8"	#10 FH	.23 / .46	10 ea / 10 pr
040105	040105-1	5"	1-5/16"	1-1/16"	2-3/16"	#12 FH	.29 / .58	10 ea / 10 pr
040106	040106-1	6"	1-3/8"	1-1/4"	2-3/16"	1/4" FH	.38 / .76	10 ea / 10 pr
040108	040108-1	8"	2-1/8"	1-11/16"	3-1/4"	5/16" FH	1.42	10 ea
040110	n/a	10"	2-1/2"	2-3/8"	4-1/16"	3/8" FH	2.14	10 ea
040112	n/a	12"	2-7/8"	3-1/4"	5-5/16"	3/8" FH	3.09	5 ea
040114	n/a	14"	3-1/2"	4-1/4"	6-1/8"	1/2" FH	5.18	5 ea

These Flat Head Open Base Cleats are for use on smaller recreational craft and recreational docks. Not recommended for large boats or for use in commercial applications. Constructed of corrosion resistant hot dipped galvanized cast iron. Installs with two FH thru-bolts (not included).

S-STYLE PULL-UP CLEAT

Investment Cast 316 Stainless Steel

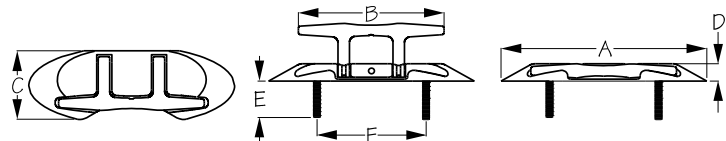


Bulk	Display	A	B	C	F	Wt.(lb.)	Std. Pack		
041304	041304-1	6-1/4"	4-1/2"	1-1/2"	1/2"	2-9/16"	1-13/16"	1.28	10 ea
041306	n/a	8-3/4"	6-1/4"	2"	1/2"	3-1/8"	2-3/8"	2.04	10 ea
041308	n/a	10-1/2"	7-1/2"	2-1/2"	5/8"	3-3/8"	2-13/16"	3.79	5 ea
041484	n/a	Backing Plate for 041304				.31	10 ea		
041486	n/a	Backing Plate for 041306				.61	10 ea		
041488	n/a	Backing Plate for 041308				.91	10 ea		
041594	n/a	Drain Fitting for 041306				.01	10 ea		
041596	n/a	Drain Fitting for 041308				.02	10 ea		

These newly designed S-Style Pull-Up Cleats recess flush to the deck for an attractive, contemporary look. Fasteners are hidden and will accept optional drain fittings (pictured, sold separately) for water drainage to bilge. Constructed of corrosion resistant 316 stainless steel. Backing plates for bulk sold separately. 041304-1 includes backing plate.

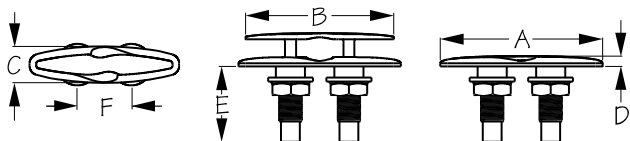
FOLDING STUD MOUNT CLEAT

Investment Cast 316 Stainless Steel



Bulk	Display	A	B	C	F	Wt.(lb.)	Std. Pack		
041404	041404-1	6-7/16"	4-1/2"	2-1/8"	1/2"	1-11/16"	2-11/16"	.71	10 ea
041406	n/a	8-5/16"	6"	2-3/4"	3/4"	1-3/4"	4-1/2"	1.67	10 ea
041408	n/a	11"	8"	3-5/8"	7/8"	2-3/16"	5-7/16"	4.45	5 ea

These highly polished Folding Stud Mount Cleats lock down when not in use and flip back up when it's time to tie off. Surface mount means there are no drain tubes or receptacles required to prevent leaks. Installation is easy with two standard bit size holes drilled for the studs (no cutouts or hole saws required). Fasteners are hidden for an attractive, flush appearance. Constructed of corrosion resistant 316 stainless steel.



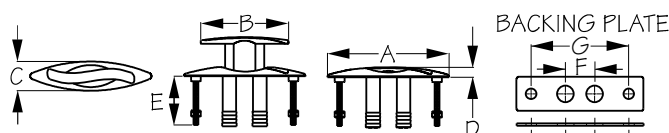
PULL-UP CLEAT

Investment Cast 316 Stainless Steel



Bulk	Display	A	B	C	D	E	F	Wt.(lb.)	Std. Pack
041424	041424-1	5"	4-1/2"	1-3/16"	7/16"	2-1/4"	1-3/4"	1.52	10 ea
041426	n/a	6-1/4"	5-3/4"	1-3/8"	7/16"	3"	2-1/4"	1.51	10 ea
041428	n/a	8-1/2"	8"	2-1/8"	9/16"	3-7/16"	2-13/16"	3.51	5 ea
041484	n/a	Backing Plate for 041424						.31	10 ea
041486	n/a	Backing Plate for 041426						.61	10 ea
041488	n/a	Backing Plate for 041428						.91	10 ea
041594	n/a	Drain fitting for 041424						.01	10 ea
041596	n/a	Drain fitting for 041426						.02	10 ea
041598	n/a	Drain fitting for 041428						.03	10 ea

These Pull-Up Cleats recess flush to the deck for an attractive, contemporary look. Fasteners are hidden and will accept optional drain fittings (pictured, sold separately) for water drainage to bilge. Constructed of corrosion resistant 316 stainless steel. Backing plates for bulk sold separately. 041424-1 includes backing plate.



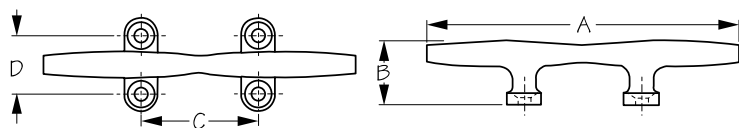
S-STYLE PULL-UP CLEAT WITH STUDS

Investment Cast 316 Stainless Steel



Bulk	Display	A	B	C	D	E	F	G	Wt.(lb.)	Std. Pack
041504	041504-1	6-1/4"	4-1/2"	1-1/2"	5/8"	2-11/16"	1-9/16"	5"	1.27 / 1.59	10 ea
041506	n/a	8-3/4"	6-1/4"	2-1/8"	5/8"	3-3/4"	2-3/4"	7-1/4"	2.98	10 ea
041584	n/a	Backing plate for 041504						.32	10 ea	
041586	n/a	Backing plate for 041506						.63	10 ea	

These newly designed S-Style Pull-Up Cleats recess flush to the deck for an attractive, contemporary look. Stud mounted fasteners are hidden. Constructed of corrosion resistant 316 stainless steel. Backing plates for bulk cleats sold separately. Display packaging (041504-1) includes backing plate.



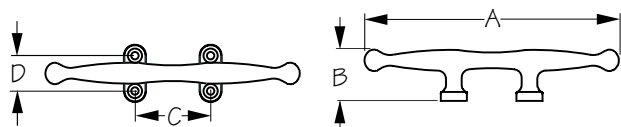
OPEN BASE CLEAT

Investment Cast 316 Stainless Steel



Bulk	Display	A	B	C	D	Fastener	Wt.(lb.)	Std. Pack
041604	041604-1	4"	15/16"	1-3/4"	1"	#10 FH	.22	10 ea
041605	041605-1	5"	1-1/8"	2-1/8"	1"	#10 FH	.27	10 ea
041606	041606-1	6"	1-1/4"	2-1/4"	1-1/8"	1/4" FH	.42	10 ea
041608	041608-1	8"	1-1/2"	2-13/16"	1-3/8"	1/4" FH	.95	10 ea
041610	041610-1	10"	1-7/8"	3-5/8"	1-3/4"	5/16" FH	1.39	5 ea
041612	041612-1	12"	2-1/8"	3-3/4"	1-7/8"	5/16" FH	1.87	5 ea

These Open Base Cleats provide easy line tie-off and corrosion resistance in a classic style. Constructed of investment cast 316 stainless steel. Installs with four FH thru-bolts (not included).



SMART CLEAT

Investment Cast 316 Stainless Steel



Bulk	Display	A	B	C	D	Fastener	Wt.(lb.)	Std. Pack
041636	041636-1	6-1/4"	1-5/8"	2"	1-1/4"	1/4" FH	.65	10 ea

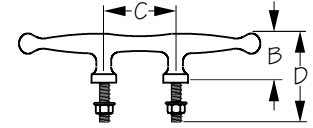
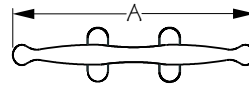
The Smart Cleat provides easy line tie-off in a classic style. Knob ends prevent lines from easily slipping off and minimizes potential collision injuries. Constructed of corrosion resistant investment cast 316 stainless steel. Open base mount cleats install with four 1/4" FH fasteners (not included).

1 Cleats & Chocks



SMART CLEAT - STUD MOUNT

Investment Cast 316 Stainless Steel



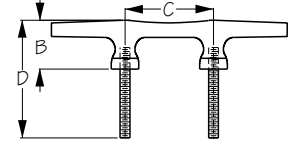
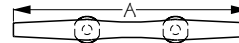
Bulk	Display	A	B	C	D	Wt.(lb.)	Std. Pack
041666	041666-1	6-1/4"	1-9/16"	2"	3"	.62	10 ea

The Stud Mount Smart Cleat features knob ends to prevent lines from easily slipping off. Fasteners are hidden, leaving nothing exposed to collect water or debris. Studs are 1/4"-20 x 1-1/2". Installs with two standard drill bit size holes (no cutouts or hole saws required). Includes washers and nuts. Constructed of corrosion resistant cast 316 stainless steel.



STUD MOUNT CLEAT

Investment Cast 316 Stainless Steel



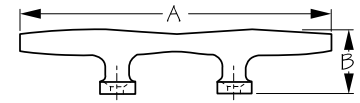
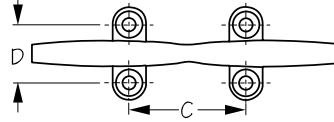
Bulk	Display	A	B	C	D	Wt.(lb.)	Std. Pack
041656	n/a	6"	1-1/4"	2-1/4"	3"	.46	10 ea

This Stud Mount Cleat features hidden fasteners, leaving nothing exposed to collect water or debris. Installs with two standard drill bit size holes (no cutouts or hole saws required). Includes stainless steel washers and nuts. Constructed of corrosion resistant investment cast 316 stainless steel.



HEAVY DUTY OPEN BASE CLEAT

Investment Cast 316 Stainless Steel



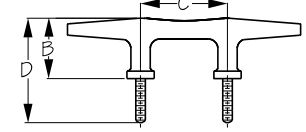
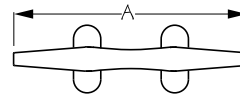
Bulk	Display	A	B	C	D	Fastener	Wt.(lb.)	Std. Pack
041708	n/a	8"	2"	3-5/16"	1-3/4"	1/4" FH	1.50	5 ea
041710	n/a	10"	2-3/8"	3-3/4"	1-7/8"	5/16" FH	2.14	5 ea
041712	n/a	12"	2-13/16"	4-13/16"	2-1/2"	5/16" FH	4.11	4 ea
041715	n/a	15"	3-3/4"	4-7/8"	2-9/16"	1/2" FH	5.70	4 ea
041718	n/a	18"	3-13/16"	6"	2-11/16"	1/2" FH	7.71	2 ea

These large Heavy Duty Open Base Cleats are designed to handle multiple dock lines and distribute heavy loads with ease. Constructed of corrosion resistant investment cast 316 stainless steel. Installs with four FH thru-bolts (not included).



HEAVY DUTY OPEN BASE STUD MOUNT CLEAT

Investment Cast 316 Stainless Steel



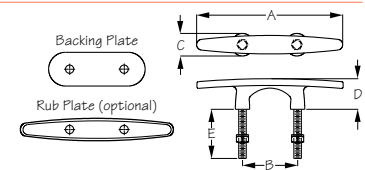
Bulk	Display	A	B	C	D	Fastener	Wt.(lb.)	Std. Pack
041760	n/a	10"	2-5/16"	3-3/4"	4-5/16"	1/2" NC	2.43	5 ea
041762	n/a	12"	2-5/8"	4-7/8"	4-5/8"	1/2" NC	3.88	4 ea

These Heavy Duty Open Base Stud Mount Cleats feature hidden fasteners, leaving nothing exposed to collect water or debris. Installs with two standard drill bit size holes (no cutouts or hole saws required). Studs are 1/2"-13 x 2". Constructed of corrosion resistant investment cast 316 stainless steel. Installs with two 1/2" nuts and washers (not included).



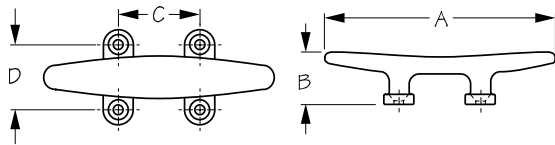
ARCH STUD MOUNT CLEAT

Investment Cast 316 Stainless Steel



Bulk	Display	A	B	C	D	E	Backing Plate	Fastener	Wt.(lb.)	Std. Pack
041856	n/a	6"	2-1/4"	1"	1-3/16"	2"	3-7/8"x1-3/8"	5/16" NC	.75	10 ea
041858	n/a	8"	2-13/16"	1-3/8"	1-3/8"	2-1/2"	4-1/2"x1-3/4"	7/16" NC	1.58	10 ea
041860	n/a	10"	3-5/8"	1-11/16"	1-13/16"	3"	5-3/4"x2-1/8"	7/16" NC	2.18	5 ea
041886	n/a	6" Rub Plate							.28	5 ea
041888	n/a	8" Rub Plate							.38	5 ea
041890	n/a	10" Rub Plate							.57	5 ea

These Arch Stud Mount Cleats feature hidden fasteners, leaving nothing exposed to collect water or debris. Installs with two standard drill bit size holes (no cutouts or hole saws required). Constructed of corrosion resistant investment cast 316 stainless steel. Installs with dull metal backing plate and two nuts (included). Optional mirror polished rub plate available (pictured).



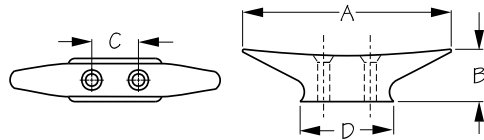
LOW SILHOUETTE CLEAT

Investment Cast 316 Stainless Steel



Bulk	Display	A	B	C	D	Fastener	Wt.(lb.)	Std. Pack
041906	041906-1	6"	1-1/4"	2-1/16"	1-5/8"	1/4" FH	.75	10 ea
041908	041908-1	8"	1-11/16"	2-1/4"	1-5/8"	1/4" FH	1.25	10 ea

These Low Silhouette Cleats are designed to fit in tight spaces. A wide base, heavy duty version of the classic cleat. Constructed of investment cast 316 stainless steel for durability and corrosion resistance. Installs with four 1/4" FH fasteners (not included).



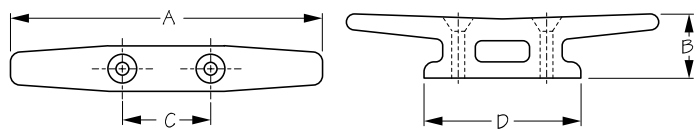
CLOSED BASE CLEAT

Cast Brass



Bulk	Display	A	B	C	D	Fastener	Wt.(lb.)	Std. Pack
042103	042103-1	3-3/16"	13/16"	11/16"	1-3/8"	#6 FH	.17 / .34	10 ea / 10 pr
042104	042104-1	4"	1"	3/4"	1-11/16"	#10 FH	.27 / .54	10 ea / 10 pr
042105	042105-1	5"	1-1/4"	1"	1-15/16"	#12 FH	.39 / .78	10 ea / 10 pr

These Closed Base Cleats are built to withstand the elements. Constructed of polished cast brass for an attractive yet classic appearance. Installation requires two FH fasteners (not included).



OPEN BASE CLEAT

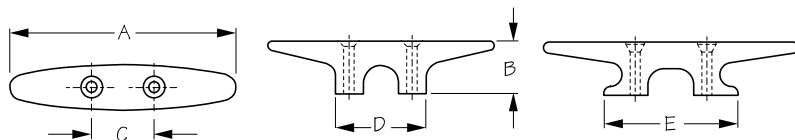
Injection Molded Nylon



Bulk	Display	Color	A	B	C	D	Fastener	Wt.(lb.)	Std. Pack
043030	043030-1	Black	3"	11/16"	1"	1-5/8"	#6 FH	.01 / .02	10 ea / 10 pr
043040	043040-1	Black	4"	7/8"	1-1/8"	2"	#8 FH	.03 / .06	10 ea / 10 pr
043050	043050-1	Black	5"	1-1/16"	1-7/16"	2-1/2"	#10 FH	.06 / .12	10 ea / 10 pr
043065	043065-1	Black	6-1/2"	1-3/8"	1-11/16"	2-15/16"	#12 FH	.11	10 ea
043080	043080-1	Black	8"	1-11/16"	2"	3-3/8"	1/4" FH	.20	10 ea
043051	n/a	White	5"	1-1/16"	1-7/16"	2-1/2"	#10 FH	.06	10 ea

These Open Base Cleats are designed with a molded-in recess in the base, trapping sealant in place for a more watertight seal. Constructed of durable corrosion and UV resistant injection molded nylon. Installs with two FH fasteners (not included). Available in black or white.

- Special Order Requirements May Apply
- Custom Colors Available With Large Order



HEAVY DUTY CLEAT

Injection Molded Nylon



Bulk	Display	Color	A	B	C	D	E	Fastener	Wt.(lb.)	Std. Pack
043340	043340-1	Black	4-1/4"	1"	1-1/4"	1-3/4"	n/a	#10 FH	.06 / .12	10 ea / 10 pr
043360	043360-1	Black	6-1/16"	1-1/4"	1-9/16"	2-1/4"	n/a	1/4" FH	.13 / .26	10 ea / 10 pr
043380	043380-1	Black	8-1/16"	1-3/4"	2-1/4"	n/a	4-3/16"	5/16" FH	.29	10 ea
043390	043390-1	Black	9-7/8"	1-13/16"	3"	n/a	5-7/16"	5/16" FH	.39	5 ea
043361	n/a	White	6-1/16"	1-1/4"	1-9/16"	2-1/4"	n/a	1/4" FH	.13	10 ea

These tie-down Heavy Duty Cleats are durable and easy to install. Larger cleats feature flared posts for added strength and stability. Constructed of corrosion and UV resistant injection molded nylon. Installs with two FH fasteners (not included). Available in black or white.

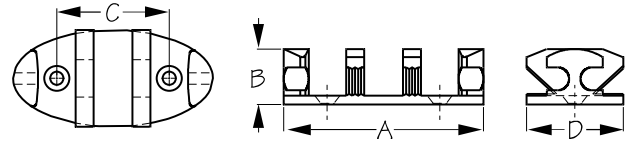
- Special Order Requirements May Apply
- Custom Colors Available With Large Order

1 Cleats & Chocks



ZIG ZAG CLEAT

Injection Molded Nylon



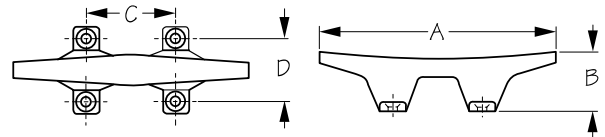
Bulk	Display	A	B	C	D	Fastener	Wt.(lb.)	Std. Pack
043540	043540-1	3-1/2"	15/16"	1-15/16"	1-3/4"	1/4" FH	.08 / .16	10 ea / 10 pr

This Zig Zag Cleat is a great primary cleat for kayaks, canoes, and other small vessels. Easy to use by weaving rope around cleat arms; no knots required. The cross-functional lace back design is great for single handed tie-offs. Makes quick work of adjusting and securing anchor, mooring, or fender lines. Fits line up to 3/8". Constructed of corrosion resistant UV stabilized injection molded nylon. Installs with two 1/4" FH fasteners (not included).



FOUR-HOLE CLEAT

Die Cast Zinc Chrome Plated



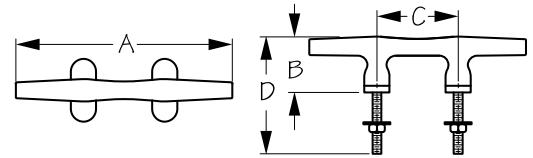
Bulk	Display	A	B	C	D	Fastener	Wt.(lb.)	Std. Pack
044104	044104-1	4-1/2"	1-1/16"	1-3/4"	1-3/16"	#8 FH	.28	10 ea
044106	044106-1	6"	1-3/8"	2-3/16"	1-9/16"	#10 FH	.57	10 ea

These Four-Hole Cleats are an economical choice for freshwater applications. Designed to keep lines snugly secured. Constructed of die cast chrome plated zinc. Surface mounts with four FH fasteners (not included).



OPEN BASE STUD MOUNT CLEAT

Die Cast Zinc Chrome Plated



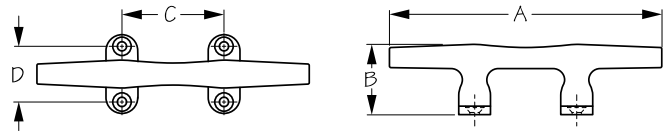
Bulk	Display	A	B	C	D	Fastener	Wt.(lb.)	Std. Pack
044204	n/a	4"	1-1/4"	1-1/2"	2-15/16"		.33	10 ea
044206	n/a	6"	1-9/16"	2-1/4"	3-1/4"		.59	10 ea

These Open Base Stud Mount Cleats feature attractive, traditional styling. Fasteners are hidden, leaving nothing exposed to collect water or debris. Installation is easy with two standard bit size holes drilled for the studs (no cutouts or hole saws required). Includes galvanized studs, washers, and nuts. Constructed of die cast chrome plated zinc. Recommended for freshwater use. Interchangeable with legacy Perko® style 1210 cleats.



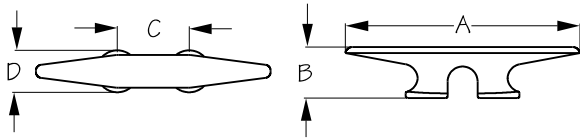
OPEN BASE CLEAT

Die Cast Zinc Chrome Plated



Bulk	Display	A	B	C	D	Fastener	Wt.(lb.)	Std. Pack
044604	044604-1	4"	1-1/4"	1-1/2"	1-1/16"	#10 FH	.27	10 ea
044606	044606-1	6"	1-9/16"	2-1/4"	1-3/16"	#10 FH	.51	10 ea
044608	044608-1	8"	1-13/16"	3-1/4"	1-7/16"	1/4" FH	.80	10 ea

These Open Base Cleats are an economical choice for freshwater applications. They provide easy line tie-offs in a classic style. Constructed of die cast chrome plated zinc. Installs with four FH thru-bolts (not included). Interchangeable with legacy Perko® style 1188 cleats.



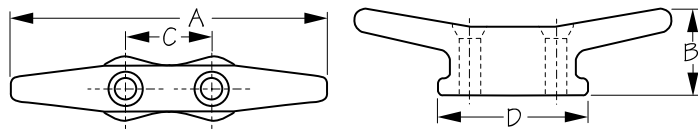
WELDABLE CLEAT

Cast 356-T6 Aluminum



Bulk	Display	A	B	C	D	Wt.(lb.)	Std. Pack
046046	n/a	6"	1-3/8"	2-1/4"	1-1/4"	.29	10 ea
046048	n/a	8"	1-11/16"	2-3/8"	1-3/8"	.51	5 ea

These Weldable Cleats are great for permanent installations on aluminum docks, vessels, or other aluminum surfaces. Constructed of sand cast aluminum construction for maximum corrosion resistance and durability.



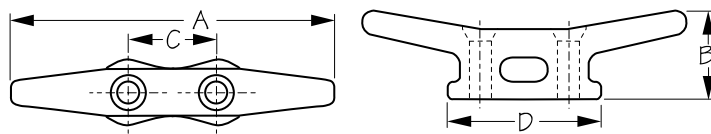
CLOSED BASE CLEAT - FLAT HEAD

Die Cast Aluminum



Bulk	Display	A	B	C	D	Fastener	Wt.(lb.)	Std. Pack
046104	046104-1	4"	1"	13/16"	1-5/8"	#10 FH	.08	10 ea
046105	046105-1	5"	1-1/16"	1-1/16"	1-15/16"	1/4" FH	.13	10 ea
046106	046106-1	6"	1-3/8"	1-3/8"	2-3/16"	1/4" FH	.30	10 ea

These Flat Head Closed Base Cleats feature a large base to distribute heavy loads evenly. Designed for use on aluminum docks, vessels, or other aluminum surfaces. Constructed of die-cast aluminum. Installs with two FH fasteners (not included).



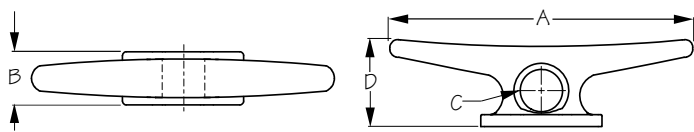
OPEN BASE CLEAT - FLAT HEAD

Die Cast Aluminum



Bulk	Display	A	B	C	D	Fastener	Wt.(lb.)	Std. Pack
046108	046108-1	8"	1-7/8"	1-1/2"	2-11/16"	1/4" FH	.30	10 ea
046110	n/a	10"	2-1/4"	1-15/16"	3-7/16"	5/16" FH	.46	10 ea

These Flat Head Open Base Cleats feature a large base to distribute heavy loads evenly. Designed for use on aluminum docks, vessels, or other aluminum surfaces. Constructed of die cast aluminum. Installs with two FH fasteners (not included).



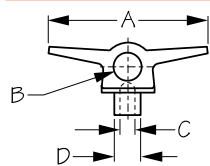
LARGE WELDABLE CLEAT

Cast 356-T6 Aluminum



Bulk	Display	A	B	C	D	Wt.(lb.)	Std. Pack
046210	n/a	10"	1-3/4"	11/16"	2-7/8"	1.21	5 ea

This Large Weldable Cleat is great for permanent installations on aluminum vessels, or other aluminum surfaces. Constructed of sand cast aluminum for maximum corrosion resistance and durability.



LIFTING RING CLEAT

Investment Cast 316 Stainless Steel



Bulk	Display	A	B	C	D	Max. Vertical Load	Fastener	Wt.(lb.)	Std. Pack
048210	n/a	6"	1-1/16"	5/8"-11 NC*	1"	4,000 lbs.	#10 FH	1.21	5 ea
048220	n/a	6-11/16"	1-1/2"	5/8"-11 NC*	1"	5,000 lbs.	#10 FH	1.26	5 ea

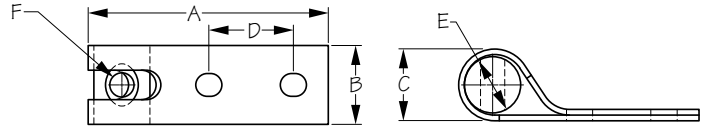
These Lifting Ring Cleats are dual purpose; they can be used as part of a bow or stern lifting system or as a cleat. Used in conjunction with a lifting ring anchor plate and a bow or stern eye to reduce hull stress during lifting. *Accepts 5/8"-11 NC right hand threaded rod. Constructed of corrosion resistant investment cast 316 stainless steel. Installs with two #10 FH fasteners (not included).

1 Cleats & Chocks



LIFTING RING ANCHOR PLATE

Fabricated 304 Stainless Steel



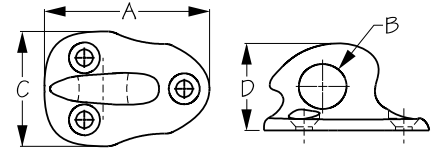
Bulk	Display	A	B	C	D	E	F (Threads)	Wt.(lb.)	Std. Pack
048270	n/a	5-3/8"	1-3/4"	1-5/8"	1-7/8"	1-1/4"	5/8"-11 NC*	1.08	1 ea

The Lifting Ring Anchor Plate is a key component in bow or stern lifting systems. For use in conjunction with a lifting ring and a bow or stern eye to reduce hull stress during lifting. *Accepts 5/8"-11 NC right hand threaded rod. Corrosion resistant 304 stainless steel construction. Can be used with Sea-Dog® Lift Ring Cleats (048210, 048220).



LIFTING/TOW EYE

Investment Cast 316 Stainless Steel



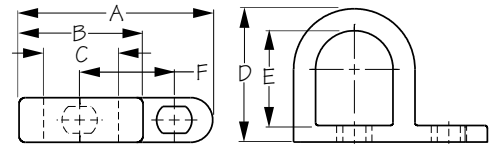
Bulk	Display	A	B	C	D	Max. Vertical Load	Fastener	Wt.(lb.)	Std. Pack
048280	n/a	5"	1-5/8"	3-1/2"	2-3/4"	10,000 lbs.	1/2" FH	1.62	1 ea

This Lifting/Tow Eye is rated at 10,000 lbs. safe working load. The load test was performed with the Lifting/Tow Eye in a vertical position. Constructed of durable corrosion resistant investment cast 316 stainless steel. Installs with three 1/2" FH fasteners (not included).



LIFT EYE

Investment Cast 316 Stainless Steel



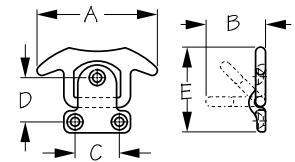
Bulk	Display	A	B	C	D	E	F	B.S. (lbs.)	Wt.(lb.)	Std. Pack
048330	n/a	2-3/4"	1-3/4"	1-3/16"	2"	1-3/8"	1-3/8"	4,400	.34	5 ea
048350	n/a	3-9/16"	2-1/4"	1-7/16"	2-7/16"	1-3/4"	1-3/4"	6,170	.64	5 ea

These Lift Eyes are for use as part of a bow lifting system. Used in conjunction with a bow eye to reduce hull stress during lifting. Constructed of investment cast 316 stainless steel. 048330 for use with 3/8" NC threaded Bow Eyes (080031-080036). 048350 for use with 1/2" NC threaded Bow Eyes (080055 and 080085).



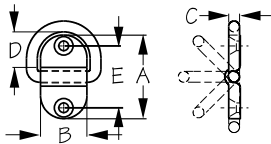
FOLDING CLEAT

Investment Cast 316 Stainless Steel



Bulk	Display	A	B	C	D	E	Fastener	Wt.(lb.)	Std. Pack
048500	048500-1	3-7/16"	1-13/16"	1-1/4"	1-1/4"	2-3/8"	1/4" FH	.29	5 ea

This Folding Cleat is designed to conveniently keep the cleat out of the way when not in use. Constructed of durable and corrosion resistant cast 316 stainless steel. Installs with three 1/4" FH fasteners (not included).



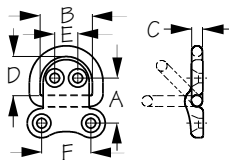
FOLDING D-RING

Cast 316 Stainless Steel Base/17-4PH D-Ring/Rubber



Bulk	Display	A	B	C	D	E	B.S. (lb.)	Fastener	Wt.(lb.)	Std. Pack
048610	048610-1	2-1/8"	1-3/16"	1/4"	7/8"	1-7/16"	3,500	1/4" FH	.20	10 ea
048615	048615-1	2-9/16"	1-3/4"	1/4"	1"	1-1/2"	7,500	3/8" FH	.50	10 ea

These convenient Folding D-Rings are designed to keep fittings out of the way when not in use. For use in multiple applications, including rigging and tie-down. Constructed of a marine grade 316 stainless steel base with a corrosion resistant 17-4PH stainless steel D-ring and rubber gasket. Installs with two FH fasteners (not included).



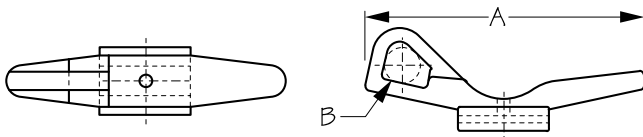
FOLDING D-RING

Cast 316 Stainless Steel Base/17-4PH D-Ring/Rubber



Bulk	Display	A	B	C	D	E	F	B.S. (lb.)	Wt.(lb.)	Std. Pack
048620	048620-1	1-3/16"	1-3/8"	1/4"	1"	9/16"	1-1/4"	4,000	.26	5 ea
048625	048625-1	1-9/16"	1-15/16"	3/8"	1-1/2"	15/16"	1-7/8"	6,000	.81	5 ea

These Folding D-Rings are designed to keep fittings out of the way when not in use. Constructed of a cast 316 stainless base with a corrosion resistant 17-4PH stainless steel D-ring and rubber gasket. Installs with four 1/4" FH fasteners (not included).



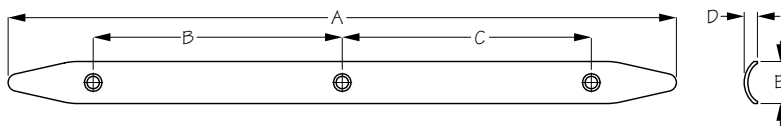
HALYARD CLEAT

Injection Molding Nylon/Stamped 304 Stainless Steel



Bulk	Display	A	B	Wt.(lb.)	Std. Pack
n/a	050110-1	3-7/8"	1/2"	.05	10 ea

This Halyard Cleat is designed to mount on any 3/16" - 5/16" diameter shroud for tying off halyards when not in use. Also, great for tying off flag halyards, solar showers, awnings, topping lifts, radar reflectors, antennas, etc. Constructed of UV and corrosion resistant injection molded nylon with a stamped 304 stainless steel mounting plate.



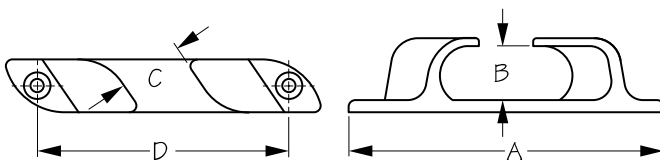
RUB STRAKE

Stamped 304 Stainless Steel



Bulk	Display	A	B	C	D	E	Fastener	Wt.(lb.)	Std. Pack
055408	055408-1	8"	5"	n/a	1/4"	3/4"	#8 FH	.10	5 ea
055412	055412-1	12"	4-1/2"	4-1/2"	1/4"	3/4"	#8 FH	.15	5 ea
055418	055418-1	18"	7-1/2"	7-1/2"	1/4"	3/4"	#8 FH	.24	5 ea
055424	055424-1	24"	7-1/16"	7-1/16"	1/4"	3/4"	#8 FH	.31	5 ea

These Rub Strakes are designed to protect your boat's dock, fender, and anchor lines by preventing chafing from cap rails, gunwales, etc. 3/4" wide. Available in 8", 12", 18", and 24" lengths. Constructed of durable and corrosion resistant stamped 304 stainless steel. Installs with #8 FH fasteners (not included).



BOW CHOCK

Investment Cast 316 Stainless Steel



Bulk	Display	A	B	C	D	Fastener	Wt.(lb.)	Std. Pack
060040	060040-1	4-3/4"	5/8"	1/2"	3-1/4"	#10 FH	.27	5 pr
060043	060043-1	6"	1"	1"	4-3/4"	1/4" FH	.57	5 pr

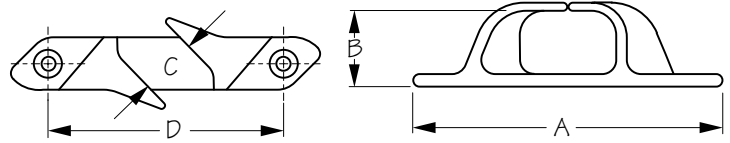
These Bow Chocks provide a smooth lead for your mooring or dock lines, minimizing deck abrasion of working lines under load. Designed with rounded edges and proper slant to prevent chafing. Left and right bow chocks included. Constructed of corrosion resistant investment cast 316 stainless steel. Installs with two FH fasteners (not included).

1 Cleats & Chocks



SKENE CHOCK

Investment Cast 316 Stainless Steel



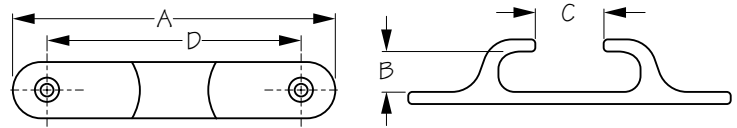
Bulk	Display	A	B	C	D	Fastener	Wt.(lb.)	Std. Pack
060060	060060-1	4-1/2"	13/16"	11/16"	3-5/16"	#10 FH	.23	5 pr
060065	060065-1	6"	1-1/8"	13/16"	4-5/8"	1/4" FH	.66	5 pr

These Skene Chocks provide a smooth lead for your mooring or dock lines minimizing chafing. The tips of these chocks are designed to overlap, preventing the motion of the boat from causing the line to accidentally work free of the chock. Left and right skene chocks included. Accommodates lines up to 3/4". Constructed of investment cast 316 stainless steel. Installs with two FH fasteners (not included).



STRAIGHT CHOCK

Investment Cast 316 Stainless Steel



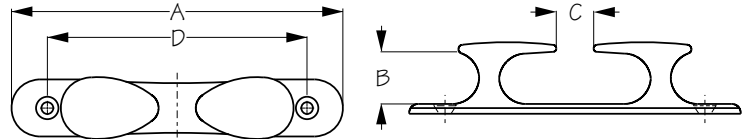
Bulk	Display	A	B (Max. Line Size)	C	D	Fastener	Wt.(lb.)	Std. Pack
060200	060200-1	5"	3/4"	1-1/16"	3-15/16"	#10 FH	.45	10 ea
060210	060210-1	6"	1"	1-13/16"	5"	1/4" FH	.49	10 ea

These Straight Chocks provide a smooth lead for your dock lines, minimizing deck abrasion of working lines under load. Designed with rounded edges to prevent chafing. Typically mounted in the stern or amidships to feed lines to horn cleats. 060200 accommodates lines up to 3/4". 060210 accommodates lines up to 1". Constructed of investment cast 316 stainless steel. Installs with two FH fasteners (not included).



HEAVY DUTY CHOCK

Investment Cast 316 Stainless Steel



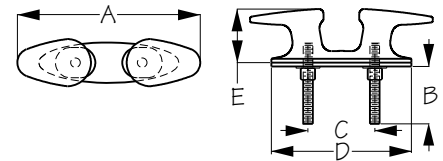
Bulk	Display	A	B	C	D	Fastener	Wt.(lb.)	Std. Pack
060323	n/a	9-1/4"	1-7/16"	1"	7-1/4"	5/16" FH	2.08	10 ea

This straight Heavy Duty chock provides a smooth lead for your dock lines, minimizing deck abrasion of working lines under load. Designed with rounded edges to prevent chafing. Typically mounted in the stern or amidships. Accommodates lines up to 1". Constructed of investment cast 316 stainless steel. Installs with two 5/16" FH fasteners (not included).



HEAVY DUTY STREAMLINED BOLLARD

Investment Cast 316 Stainless Steel



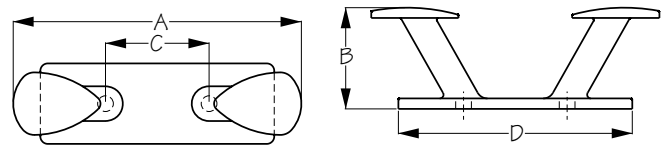
Bulk	Display	A	B	C	D	E	Fastener	Wt.(lb.)	Std. Pack
061125	n/a	10"	3"	3-1/2"	7-3/8"	2-13/16"	1/2" Nut	5.01	10 ea

This Heavy Duty Streamlined Bollard is designed to keep your vessel secure, even in the roughest weather. Includes backing plate, fasteners, and 1/2" nuts. Constructed of durable and corrosion resistant investment cast 316 stainless steel.



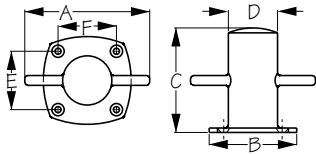
HEAVY DUTY BOLLARD

Investment Cast 316 Stainless Steel



Bulk	Display	A	B	C	D	Fasteners	Wt.(lb.)	Std. Pack
061220	n/a	7-7/8"	3"	3-1/8"	6-3/4"	9/16" bolts	2.75	1 ea
061224	n/a	9-5/8"	3-3/8"	3-1/2"	7-13/16"	9/16" bolts	3.35	1 ea
061230	n/a	11-13/16"	3-15/16"	3-3/4"	10"	5/8" bolts	3.75	1 ea
061235	n/a	13-3/4"	4-3/8"	4"	11-13/16"	5/8" bolts	4.00	1 ea

These Heavy Duty Bollards are built to last. Designed to keep your vessel secure, even in the roughest weather. Hidden fasteners give this bollard a sleek, modern look. Constructed of corrosion resistant investment cast 316 stainless steel. Installs with two bolts (not included).



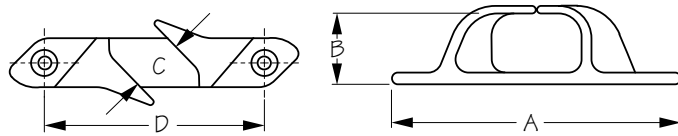
SAMSON POST

Investment Cast 316 Stainless Steel



Bulk	Display	A	B	C	D	E	F	Fastener	Wt.(lb.)	Std. Pack
061310	n/a	5-1/8"	3-1/2"	4-1/4"	2"	2-3/8"	2-3/8"	1/4" FH	1.57	1 ea
061312	n/a	6-1/4"	4-3/4"	4-3/4"	2-3/8"	2-1/2"	3-3/4"	5/16" FH	2.57	1 ea
061315	n/a	7-7/8"	5-7/8"	6-5/8"	3-3/16"	3-1/8"	4-1/2"	3/8" FH	4.14	1 ea

These heavy duty Samson Posts are designed to secure a tow or anchor line. Designed to keep your vessel secure, even in rough weather. Constructed of durable corrosion resistant cast 316 stainless steel. Installs with four FH fasteners (not included).



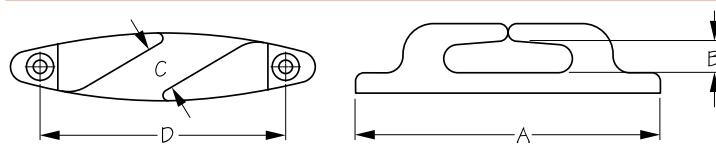
SKENE CHOCK

Die Cast Zinc Chrome Plated



Bulk	Display	A	B	C	D	Fastener	Wt.(lb.)	Std. Pack
064030	064030-1	3-3/8"	3/4"	5/8"	2-1/2"	#10 FH	.28	5 pr

This Skene Chock provides a smooth lead for your mooring or dock lines, minimizing chafing. The tips of these chocks are designed to overlap, preventing the motion of the boat from causing the line to accidentally work free of the chock. Left and right skene chocks included. Accommodates lines up to 5/8". Constructed of chrome plated die cast zinc. Installs with two #10 FH fasteners (not included). Recommended for freshwater use.



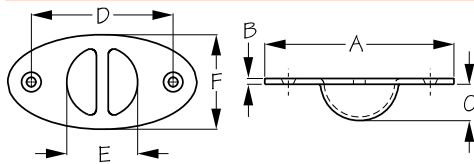
SKENE CHOCK

Injection Molded Nylon



Bulk	Display	A	B	C	D	Fastener	Wt.(lb.)	Std. Pack
067360	067360-1	4-1/2"	7/16"	1/2"	3-5/8"	#10 FH	.08	5 pr

This Skene Chock provides a smooth lead for your mooring or dock lines, minimizing chafing. The tips of these chocks are designed to overlap, preventing the motion of the boat from causing the line to accidentally work free of the chock. Left and right skene chocks included. Accommodates lines up to 1/2". Constructed of UV stabilized and corrosion resistant injection molded nylon. Installs with two #10 FH fasteners (not included).



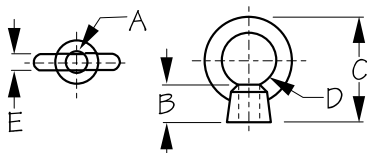
RECESSED ANCHOR POINT

Investment Cast 316 Stainless Steel



Bulk	Display	A	B	C	D	E	F	Fastener	Wt.(lb.)	Std. Pack
076100	076100-1	4"	1/8"	3/4"	3"	1-1/2"	2"	#10 FH	.23	5 ea

This Recessed Anchor Point is designed to conveniently secure loads or attach tie-downs, cargo netting, twine, or rope. Good for light equipment use. Bolts securely and lays flush to the surface. Constructed of corrosion resistant investment cast 316 stainless steel. Installs with two #10 FH fasteners (not included).



EYE NUT

Investment Cast 316 Stainless Steel



Bulk	Display	A	B	C	D	E	Wt.(lb.)	Std. Pack
078106	078106-1	1/4"-20 NC	7/16"	1-1/4"	5/8"	3/16"	.04	10 ea
078108	078108-1	5/16"-18 NC	9/16"	1-1/2"	13/16"	1/4"	.07	10 ea
078110	078110-1	3/8"-16 NC	5/8"	1-7/8"	1"	5/16"	.13	10 ea
078112	078112-1	1/2"-13 NC	7/8"	2-3/8"	1-3/16"	3/8"	.25	10 ea
078208	n/a	8 mm-1.25 mm	9/16"	1-1/2"	13/16"	1/4"	.07	10 ea
078210	n/a	10 mm-1.50 mm	5/8"	1-7/8"	1"	5/16"	.13	10 ea

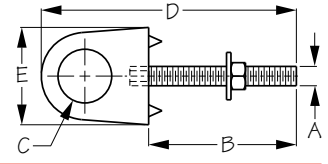
These Eye Nuts are for use as a lifting or securement point. Designed to be screwed onto threaded rod stock or bolts to accommodate varying transom thickness. Available in both National Coarse and Metric threads. Constructed of investment cast marine grade 316 stainless steel for maximum corrosion resistance and durability.

1 Cleats & Chocks



BOW EYE

Die Cast Zinc Chrome Plated Head - Galvanized Shaft



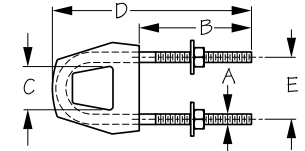
Bulk	Display	A	B	C	D	E	B.S. (lb.)	Wt. (lb.)	Std. Pack
079133	079133-1	3/8" NC	2-9/16"	15/16"	4-3/4"	1-13/16"	2,500	.33	10 ea
079135	079135-1	3/8" NC	4-5/8"	15/16"	6-5/8"	1-13/16"	2,500	.35	10 ea

These Bow Eyes are for use to add or replace a tie-down point on your boat's bow or stern. Breaking strength is 2,500 lbs. 3/8"-16 UNC threads. Nut and washer included. Constructed of die cast chrome plated zinc head with a galvanized shaft. Recommended for fresh water use.



TWIN SHANK BOW EYE

Die Cast Zinc Chrome Plated Head - Chrome Steel Shafts



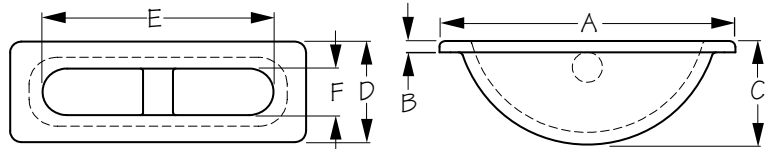
Bulk	Display	A	B	C	D	E	B.S. (lb.)	Wt. (lb.)	Std. Pack
079233	079233-1	5/16"	2-15/16"	1-1/8"	5-1/4"	1-5/8"	6,000	.58	10 ea

This Twin Shank Bow Eye is for use as a tie-down point on your boat's bow. Breaking strength is 6,000 lbs. 5/16"-18 UNC threads. Nuts and washers included. Constructed of die cast zinc chrome plated head with chrome steel shafts. U-Bolt surrounds cast eye for added strength. Recommended for fresh water use. Comparable to Perko® #1235.



WELDABLE ANCHOR POINT

Cast 356-T6 Aluminum



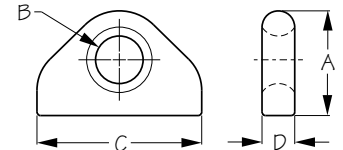
Bulk	Display	A	B	C	D	E	F	Wt. (lb.)	Std. Pack
079500	n/a	6-5/8"	1/4"	2-3/16"	2-1/4"	5-1/4"	1"	.60	10 ea

This Weldable Anchor Point is designed to conveniently secure loads or attach tie-downs, cargo netting, twine, or rope. Good for light equipment use. Weldable for permanent installations on aluminum vessels, plate mounts, or other aluminum surfaces. Sand cast aluminum construction for maximum corrosion resistance and durability.



WELDABLE BOW EYE

Cast 356-T6 Aluminum



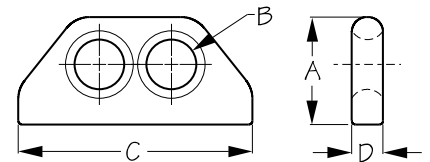
Bulk	Display	A	B	C	D	Wt. (lb.)	Std. Pack
079710	n/a	1-13/16"	13/16"	2-3/4"	9/16"	.20	10 ea

This Weldable Bow Eye is great for permanent installations on aluminum vessels, or other aluminum surfaces. Designed to add or replace a tie-down point on your boat's bow or stern. Sand cast aluminum construction for maximum corrosion resistance and durability.



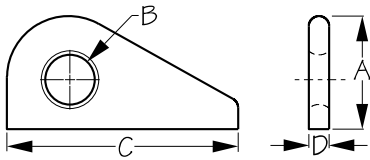
WELDABLE BOW EYE - DOUBLE

Cast 356-T6 Aluminum



Bulk	Display	A	B	C	D	Wt. (lb.)	Std. Pack
079720	n/a	1-13/16"	13/16"	3-15/16"	9/16"	.20	10 ea

This Weldable Double Bow Eye is great for permanent installations on aluminum vessels, or other aluminum surfaces. Designed to add or replace a tie-down point on your boat's bow or stern. Sand cast aluminum construction for maximum corrosion resistance and durability.



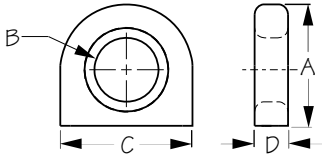
WELDABLE BOW EYE - SINGLE

Cast 356-T6 Aluminum



Bulk	Display	A	B	C	D	Wt.(lb.)	Std. Pack
079750	n/a	2"	15/16"	4-1/4"	3/8"	.18	10 ea

This Weldable Single Bow Eye is great for permanent installations on aluminum vessels, or other aluminum surfaces. Designed to add or replace a tie-down point on your boat's bow or stern. Sand cast aluminum construction for maximum corrosion resistance and durability.



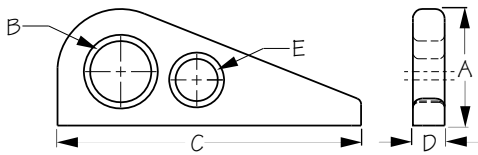
WELDABLE BOW EYE - SINGLE

Cast 356-T6 Aluminum



Bulk	Display	A	B	C	D	Wt.(lb.)	Std. Pack
079810	n/a	2-1/4"	1-1/4"	2-1/2"	5/8"	.21	10 ea

This Weldable Single Bow Eye is great for permanent installations on aluminum vessels, or other aluminum surfaces. Designed to add or replace a tie-down point on your boat's bow or stern. Sand cast aluminum construction for maximum corrosion resistance and durability.



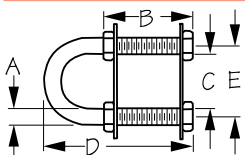
WELDABLE BOW EYE - DOUBLE

Cast 356-T6 Aluminum



Bulk	Display	A	B	C	D	E	Wt.(lb.)	Std. Pack
079820	n/a	2-1/4"	1-1/4"	6"	5/8"	7/8"	.43	10 ea

This Weldable Double Bow Eye is great for permanent installations on aluminum vessels, or other aluminum surfaces. Designed to add or replace a tie-down point on your boat's bow or stern. Sand cast aluminum construction for maximum corrosion resistance and durability.



BOW EYE

Machined 304 Stainless Steel



Bulk	Display	Threads	A	B	C	D	E	B.S. (lb.)	Wt.(lb.)	Std. Pack
080031	080031-1	3/8" NC	3/8"	1-1/2"	1-1/16"	2-7/8"	1-7/16"	16,000	.22	10 ea
080033	080033-1	3/8" NC	3/8"	2-1/2"	1-1/16"	3-15/16"	1-7/16"	16,000	.30	10 ea
080035	080035-1	3/8" NC	3/8"	3-1/2"	1-1/16"	4-15/16"	1-7/16"	16,000	.36	10 ea
080036	080036-1	3/8" NC	3/8"	4-1/4"	1-1/16"	5-11/16"	1-7/16"	16,000	.37	10 ea
080055	080055-1	1/2" NC	7/16"	3-1/2"	1-3/8"	5-5/16"	1-3/4"	25,000	.66	5 ea
080085	080085-1	1/2" NC	1/2"	3-7/16"	1-3/8"	5-5/16"	1-7/8"	28,000	.70	5 ea
080095	n/a	5/8" NC	5/8"	5-1/2"	1-1/4"	8"	1-15/16"	42,000	1.65	5 ea

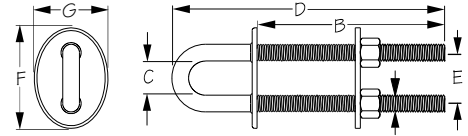
These Bow Eyes are for use as a tie-down point on your boat's bow. The 3/8" shafts have rolled threads. Constructed of corrosion resistant machined 304 stainless steel. Includes adjustable finish nuts, which provide superior performance over crimp ring style stern eyes. Can be used in conjunction with Lift Eyes (048330 or 048350) for a more robust lifting assembly.

1 Cleats & Chocks



STERN EYE - HEAVY DUTY

Machined 304 Stainless Steel



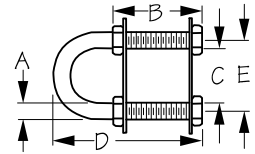
Bulk	Display	A (Thread)	B	C	D	E	F	Wt.(lb.)	Std. Pack
080098	n/a	5/8"-13	5-1/2"	1-1/4"	8-1/4"	1-15/16"	3-1/4"	2.27	1 ea

This Heavy-Duty Stern Eye is for use as a tie-down point on your boat's stern. Robust backing plates for added rigidity in water-ski tow applications. Constructed of corrosion resistant machined 304 stainless steel. Includes adjustable finish nuts, which provide superior performance over crimp ring style stern eyes. Maximum hull thickness 5".



STERN EYE

Machined 304 Stainless Steel



Bulk	Display	Thread	A	B	C	D	E	B.S. (lb.)	Wt.(lb.)	Std. Pack
080135	080135-1	3/8" NC	3/8"	3-1/2"	1-1/16"	4-15/16"	1-7/16"	16,000	.36	10 ea
080155	080155-1	1/2" NC	7/16"	3-1/2"	1-3/8"	5-5/16"	1-7/8"	25,000	.70	5 ea
080187	080187-1	1/2" NC	1/2"	4-3/4"	1-3/8"	6-5/8"	1-7/8"	28,000	.86	5 ea

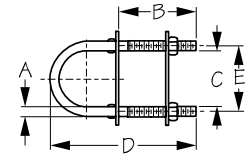
These Stern Eyes are for use as a tie-down point on your boat's stern. Robust backing plates for added rigidity in water ski tow applications. 3/8" and 7/16" shafts have rolled threads. 1/2" stock has cut threads. Constructed of corrosion resistant machined 304 stainless steel. Includes adjustable finish nuts, which provide superior performance over crimp ring style stern eyes.

Plate Sizes - 080135: 2-1/4" x 3/4" (plate 1) 2-3/4" x 1-1/4" (plate 2). 080155: 2-1/4" x 3/4" (plate 1) 3-1/2" x 1-1/2" (plate 2). 080187: 3" x 3/4" (plate 1) 3-1/2" x 1-1/2" (plate 2).



U-BOLT

Machined 304 Stainless Steel



Bulk	Display	A	B	C	D	E	B.S. (lb.)	Wt.(lb.)	Std. Pack
080243	080243-1	4 mm	1-3/8"	1"	2-9/16"	1-3/16"	1,650	.08	10 ea
080253	080253-1	5 mm	1-3/8"	1"	2-5/8"	1-3/16"	1,950	.08	10 ea
080263	080263-1	6 mm	1-1/4"	1-1/16"	2-9/16"	1-5/16"	2,950	.13	10 ea
080265	080265-1	6 mm	1-7/8"	1-1/16"	3-3/16"	1-5/16"	2,950	.14	10 ea
080283	080283-1	8 mm	1-3/8"	1"	2-3/4"	1-5/16"	3,850	.19	10 ea
080285	080285-1	8 mm	2"	1"	3-5/16"	1-5/16"	3,850	.21	10 ea
080288	080288-1	8 mm	3-1/8"	1"	4-1/2"	1-5/16"	3,850	.26	10 ea

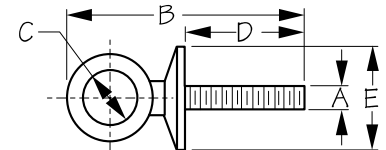
These U-bolts feature an outer mounting plate which is held in place by crimped ears forged into the U-Bolt. Constructed of corrosion resistant machined 304 stainless steel with metric threads. Metric nuts included.

Plate Sizes - 080243-080253: 1-5/8" x 1/2" (x2). 080263-080288: 2" x 11/16" (x2).



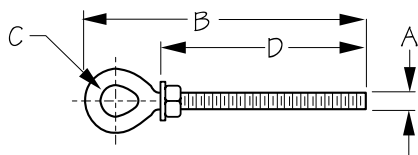
SHOULDER EYE BOLT

Machined 304 Stainless Steel



Bulk	Display	A	B	C	D	E	B.S. (lb.)	Wt.(lb.)	Std. Pack
080463	080463-1	6 mm-1 mm	2-3/16"	1/2"	1-1/8"	1"	3,000	.08	10 ea
080466	080466-1	6 mm-1 mm	3-3/8"	1/2"	2-5/16"	1"	3,000	.09	10 ea
080483	080483-1	8 mm-1.25 mm	2-9/16"	9/16"	1-5/16"	1"	5,250	.11	10 ea
080488	080488-1	8 mm-1.25 mm	4-5/16"	5/8"	3"	1"	5,250	.14	10 ea
080495	080495-1	10 mm-1.50 mm	3-3/8"	5/8"	1-15/16"	1-3/16"	8,950	.18	10 ea
080499	080499-1	10 mm-1.50 mm	5-3/8"	5/8"	3-15/16"	1-3/16"	8,950	.24	10 ea
080504	080504-1	12 mm-1.75 mm	5-1/2"	3/4"	3-15/16"	1-3/16"	10,100	.33	10 ea
080506	080506-1	12 mm-1.75 mm	7-7/8"	3/4"	6-5/16"	1-3/16"	10,100	.42	10 ea

These Shoulder Eye Bolts are designed to take inline loads, but can handle limited side loading. 080504 has a usable length of 3-15/16" although only 3-1/4" of the shaft is threaded. 080506 has a usable length of 6-5/16" although only 3-1/4" of the shaft is threaded. Constructed of corrosion resistant machined 304 stainless steel with metric threads. Includes washer and metric nut.



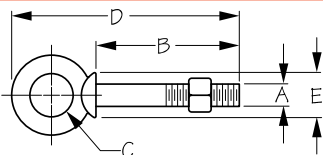
EYE BOLT

Machined 304 Stainless Steel



Bulk	Display	A	B	C	D	Wt.(lb.)	Std. Pack
080708	080708-1	8 mm-1.25 mm	4-3/8"	11/16"	2-7/8"	.12	10 ea
080710	080710-1	10 mm-1.50 mm	5-5/8"	13/16"	4"	.25	10 ea

These Eye Bolts are designed to take inline loads only. Constructed of corrosion resistant machined 304 stainless steel with metric threads. Includes washer and metric nut.



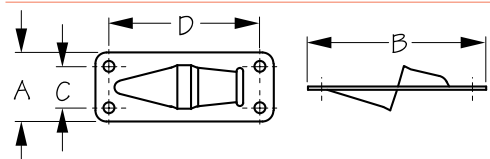
SHOULDER EYE BOLT

Forged Hot Dipped Galvanized Steel



Bulk	Display	A	B	C	D	E	Wt.(lb.)	Std. Pack
080812	n/a	1/4"-20 NC	2"	1/2"	3-1/16"	9/16"	.06	10 ea
080822	n/a	5/16"-18 NC	2-5/16"	9/16"	3-9/16"	5/8"	.11	10 ea
080832	n/a	3/8"-16 NC	2-7/16"	11/16"	3-15/16"	11/16"	.18	10 ea
080834	n/a	3/8"-16 NC	4-1/2"	11/16"	6-1/16"	11/16"	.23	10 ea
080843	n/a	1/2"-13 NC	3-1/4"	15/16"	5-1/8"	1"	.40	10 ea
080846	n/a	1/2"-13 NC	5-7/8"	15/16"	7-13/16"	1"	.54	10 ea
080854	n/a	5/8"-11 NC	4-1/8"	1-1/4"	6-9/16"	1-1/4"	.80	10 ea
080856	n/a	5/8"-11 NC	6"	1-1/4"	8-5/16"	1-1/4"	.96	10 ea
080864	n/a	3/4"-10 NC	4-3/8"	1-7/16"	7-3/8"	1-1/2"	1.37	5 ea
080866	n/a	3/4"-10 NC	6-1/16"	1-7/16"	9"	1-1/2"	1.48	5 ea

These Shoulder Eye Bolts are designed to take inline loads and can handle limited side loading. Constructed of forged hot dipped galvanized steel with UNC threads. Includes UNC galvanized nuts. Comparable to Wilcox® #2221 Series.



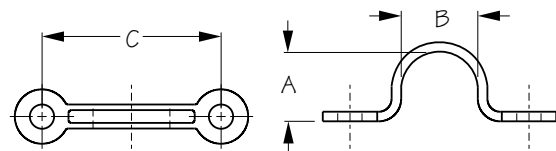
EXIT PLATE

Stamped 316 Stainless Steel



Bulk	Display	A	B	C	D	Line Size	Style	Fastener	Wt.(lb.)	Std. Pack
081010	n/a	1-1/4"	3-1/4"	3/4"	2-3/4"	up to 1/2"	Curved	#10 RH	.06	10 ea
081011	n/a	1-1/4"	3-1/4"	3/4"	2-3/4"	up to 1/2"	Straight	#10 RH	.06	10 ea

These Exit Plates are used to guide halyards out of a mast or spar or from below deck to allow exterior adjustment of the halyard. Available in a flat version (for standard masts) or curved (for smaller masts or spars). Features a stamped wear guard and can accommodate line up to 1/2". Constructed of stamped 316 stainless steel. Installs with four #10 RH fasteners (not included).



PAD EYE

Stamped 304 Stainless Steel



Bulk	Display	A	B	C	Fastener	Wt.(lb.)	Std. Pack
081101	081101-1	1/2"	7/16"	1-1/8"	#8 RH	.01 / .04	10 ea / 10 sets
081102	081102-1	9/16"	9/16"	1-3/8"	#10 RH	.01 / .04	10 ea / 10 sets
081103	081103-1	3/4"	3/4"	1-3/4"	#10 RH	.03 / .06	10 ea / 10 pr
081104	n/a	1"	1-1/8"	2-1/2"	#10 RH	.03	10 ea

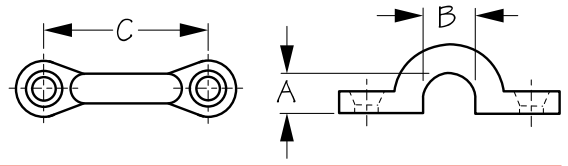
These Pad Eyes are great for block attachment, controlling lead lines, or creating tie down points. Constructed of stamped 304 stainless steel for corrosion resistance. Installs with two RH fasteners (not included). 081101-1 and 081102-1 are packed in sets of 4 each.

1 Cleats & Chocks



PAD EYE

Forged 304 Stainless Steel



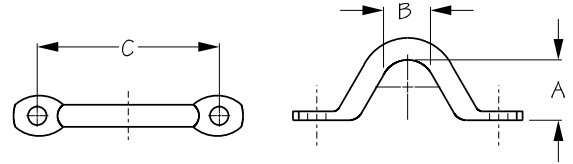
Bulk	Display	A	B	C	Fastener	Wt.(lb.)	Std. Pack
081200	081200-1	5/16"	3/8"	1-3/8"	#8 FH	.03 / .06	10 ea / 10 pr
081205	081205-1	3/8"	1/2"	1-5/8"	#10 FH	.05 / .10	10 ea / 10 pr

These Pad Eyes are great for block attachment, controlling lead lines, or creating tie down points. Constructed of corrosion resistant forged 304 stainless steel. Installs with two FH fasteners (not included).



PAD EYE

Forged 304 Stainless Steel



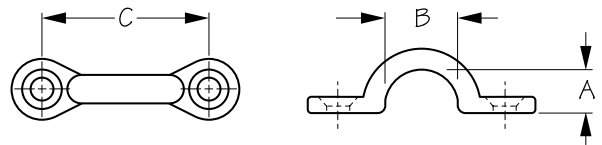
Bulk	Display	A	B	C	Fastener	Wt.(lb.)	Std. Pack
081210	081210-1	1/2"	7/16"	1-9/16"	#8 FH	.01 / .02	10 ea / 10 pr
081215	081215-1	5/8"	9/16"	1-13/16"	#10 FH	.02 / .04	10 ea / 10 pr
081220	081220-1	5/8"	1/2"	1-7/8"	1/4" FH	.05 / .10	10 ea / 10 pr

These Pad Eyes can be used to securely tie-down your accessories and carry-ons. Featuring a higher profile, they can accommodate larger diameter ropes than standard pad eyes, making them ideal as a deck loop or tie-down for kayaks, roped accessories, etc. Constructed of corrosion resistant forged 304 stainless steel. Installs with two FH fasteners (not included).



PAD EYE

Die Cast Zinc Chrome Plated



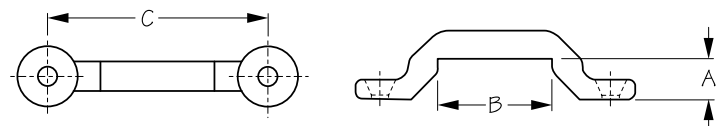
Bulk	Display	A	B	C	Fastener	Wt.(lb.)	Std. Pack
081242	081242-1	3/8"	1/2"	1-3/8"	#8 FH	.02 / .10	20 ea / 10 sets

These Pad Eyes are great for block attachment, controlling lead lines, or creating tie down points. Constructed of die cast chrome plated zinc. Installs with two #8 FH fasteners (not included). Recommended for freshwater use. 081242-1 are packed in sets of 5 each.



TIE DOWN EYE STRAP

Forged Bronze Wire Chrome Plated



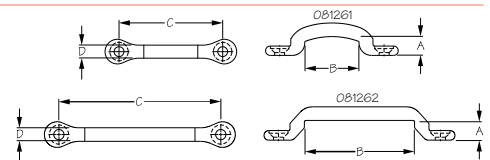
Bulk	Display	A	B	C	Fastener	Wt.(lb.)	Std. Pack
081251	081251-1	3/8"	1-1/16"	2-3/16"	#10 FH	.06 / .12	10 ea / 10 pr
081252	081252-1	3/8"	2"	3-1/8"	#10 FH	.07 / .14	10 ea / 10 pr

These Tie Down Eye Straps are commonly used to hold down fuel tanks, ice chests, life rafts, etc. Their low profile makes them ideal for 1" or 2" webbing. Constructed of chrome plated forged bronze wire. Installs with two #10 FH fasteners (not included).



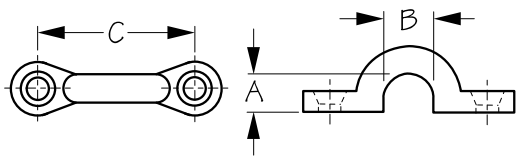
TIE DOWN EYE STRAP

Forged 304 Stainless Steel



Bulk	Display	A	B	C	D	Fastener	Wt.(lb.)	Std. Pack
081261	081261-1	3/8"	1-1/16"	2-1/8"	5/16"	#10 FH	.06 / .12	10 ea / 10 pr
081262	081262-1	3/8"	2"	3-1/8"	1/4"	#10 FH	.07 / .14	10 ea / 10 pr

These Tie Down Eye Straps are commonly used to hold down batteries, fuel tanks, ice chests, life rafts, dinghies, etc. Their flat, low profile makes them ideal for 1" (081261) or 2" (081262, pictured) webbing. Constructed of corrosion resistant forged 304 stainless steel. Installs with two #10 FH fasteners (not included).



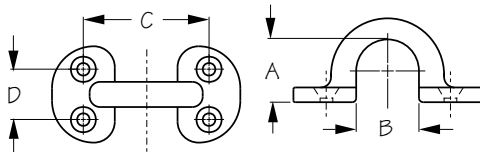
PAD EYE

Brass



Bulk	Display	Finish	A	B	C	Fastener	Wt.(lb.)	Std. Pack
081270	081270-1	Brass	5/16"	3/8"	1-3/8"	#8 FH	.04 / .08	10 ea / 10 pr
081271	081271-1	Brass	3/8"	1/2"	1-3/4"	#10 FH	.06 / .12	10 ea / 10 pr
081275	081275-1	Chrome	5/16"	3/8"	1-3/8"	#8 FH	.04 / .08	10 ea / 10 pr
081276	081276-1	Chrome	3/8"	1/2"	1-3/4"	#10 FH	.06 / .12	10 ea / 10 pr

These Pad Eyes are great for block attachment, controlling lead lines, or creating tie down points. Constructed of brass. Installs with two FH fasteners (not included). Available with a plain brass or chrome plated finish.



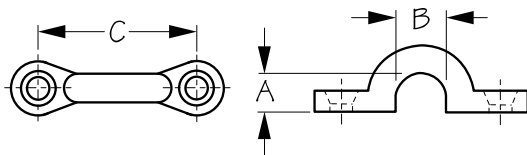
PAD EYE

Cast Brass



Bulk	Display	A	B	C	D	Fastener	Wt.(lb.)	Std. Pack
081280	081280-1	13/16"	3/4"	1-1/2"	5/8"	#8 FH	.11 / .22	10 ea / 10 pr

This polished Pad Eye is great for block attachment, controlling lead lines, or creating tie down points. Both decorative and functional. Constructed of cast brass. Installs with four #8 FH fasteners (not included).



PAD EYE

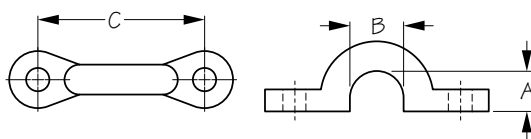
Injection Molded Nylon



Bulk	Display	Color	A	B	C	Fastener	Wt.(lb.)	Std. Pack
081310	081310-1	Black	3/8"	1/2"	1-3/8"	#8 FH	.01 / .05	100 ea / 10 sets
081311	081311-1	White	3/8"	1/2"	1-3/8"	#8 FH	.01 / .05	100 ea / 10 sets
081314	n/a	Duck Brown	3/8"	1/2"	1-3/8"	#8 FH	.01	100 ea

Pad Eyes are ideal for many applications. Duck brown is great for camouflage applications. Constructed of UV stabilized injection molded nylon. Installs with two #8 FH fasteners (not included). 081310-1 & 081311-1 are packed in sets of 5 each.

- Available in custom colors on large volume orders.



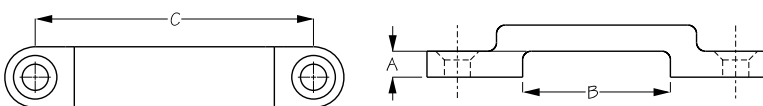
POP RIVET MOUNT PAD EYE

Injection Molded Nylon



Bulk	Display	A	B	C	Color	Fastener	Wt.(lb.)	Std. Pack
081350	n/a	3/8"	1/2"	1-3/8"	Black	3/16" Pop Rivet	.01	100 ea

This Pop Rivet Mount Pad Eye can be used for a multitude of applications. The fastener pads are flat topped for pop rivets, round head, or pan head fasteners (not countersunk for flat head fasteners). Constructed of UV stabilized and corrosion resistant injection molded nylon. Installs with two 3/16" pop rivets (not included).



FOOTMANS LOOP

Injection Molded Nylon



Bulk	Display	Color	A	B	C	Fastener	Wt.(lb.)	Std. Pack
081381	n/a	White	3/16"	1"	2"	#10 FH	.01	1 ea

This low-profile Footman's Loop is excellent for anchoring webbing to the deck, making it easy to secure any type of cargo. Constructed of UV stabilized corrosion resistant injection molded nylon. Installs with two #10 FH fasteners (not included).

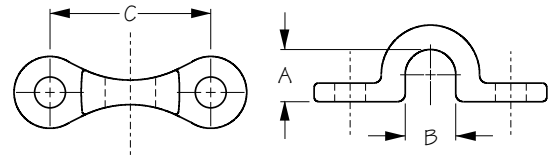
- Available in custom colors on large volume orders.

1 Cleats & Chocks



POP RIVET MOUNT PAD EYE

Investment Cast 316 Stainless Steel



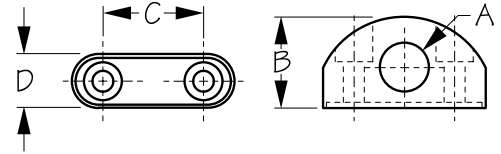
Bulk	Display	A	B	C	Wt.(lb.)	Std. Pack
081850	n/a	11/32"	11/32"	1-1/16"	.01	10 ea

This Pop Rivet Mount Pad Eye can be used for a multitude of applications. The fastener pads are flat topped for pop rivets, round head, or pan head fasteners (not countersunk for flat head fasteners). Constructed of corrosion resistant investment cast 316 stainless steel. Installs with two 3/16" pop rivets (not included).



FAIRLEAD

Injection Molded Nylon



Bulk	Display	Color	A	B	C	D	Fastener	Wt.(lb.)	Std. Pack
082010	n/a	Black	3/8"	3/4"	7/8"	7/16"	#8 RH	.01	10 ea
082051	n/a	Black	9/16"	1-1/8"	1"	11/16"	#10 RH	.03	10 ea
082016	n/a	Black	5/8"	1-1/4"	1-3/8"	13/16"	#12 RH	.06	10 ea

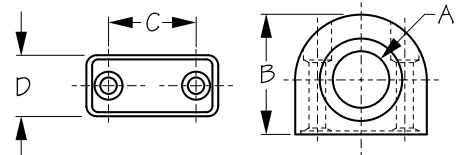
These Fairleads are ideal for control lines in straight run applications. Designed with a molded-in recess in the base to trap adhesive sealant in place, providing a more watertight seal. Not recommended for directional changes or with wire rope. Constructed of injection molded nylon. Installs with two RH fasteners (not included).

- Available in custom colors on large volume orders.



FAIRLEAD

Injection Molded Nylon w/ Stainless Steel Insert



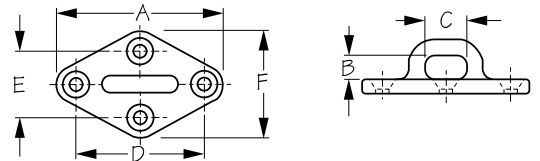
Bulk	Display	A	B	C	D	Fastener	Wt.(lb.)	Std. Pack
082615	n/a	11/16"	1-7/16"	1-1/16"	3/4"	#10 RH	.06	10 ea

This Fairlead features a stainless steel liner for superior wear performance, allowing some directional control of lines as well as the use of wire rope in straight run applications. Designed with a molded-in recess in the base to trap adhesive sealant in place, providing a more watertight seal. Constructed of UV resistant injection molded nylon. Installs with two #10 RH fasteners (not included).



DIAMOND EYE PLATE

Investment Cast 316 Stainless Steel



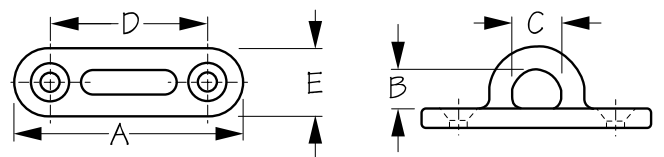
Bulk	Display	A	B	C	D	E	F	Fastener	Wt.(lb.)	Std. Pack
088621	n/a	3-1/8"	7/16"	3/4"	2-3/8"	1-1/4"	2"	1/4" FH	.30	10 ea
088622	n/a	3-1/2"	1/2"	7/8"	2-5/8"	1-3/8"	2-3/16"	1/4" FH	.40	10 ea
088623	n/a	3-15/16"	5/8"	1"	3-1/16"	1-9/16"	2-3/8"	1/4" FH	.50	10 ea

These Diamond Eye Plates are designed to create an attachment point. Great for tying off light loads inside or outside your boat or to secure fenders, cargo net, etc. Constructed of corrosion resistant investment cast 316 stainless steel. Installs with four 1/4" FH fasteners (not included).



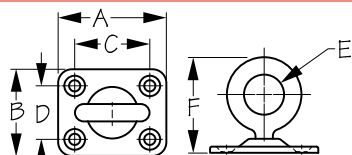
OBLONG EYE PLATE

Investment Cast 316 Stainless Steel



Bulk	Display	A	B	C	D	E	Fastener	Wt.(lb.)	Std. Pack
088721	n/a	3"	1/2"	5/8"	2-1/16"	7/8"	1/4" FH	.21	10 ea
088722	n/a	3-1/2"	5/8"	11/16"	2-9/16"	1-3/16"	5/16" FH	.32	10 ea
088723	n/a	4"	3/4"	7/8"	2-15/16"	1-3/8"	5/16" FH	.51	10 ea

These Oblong Eye Plates have a multitude of uses. Constructed of marine grade investment cast 316 stainless steel for strength and corrosion resistance. Installs with two FH fasteners (not included).



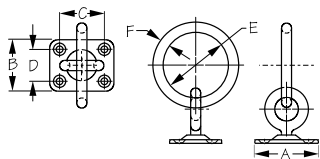
SWIVEL EYE PLATE

Stamped 304 Stainless Steel



Bulk	Display	A	B	C	D	E	F	Fastener	Wt.(lb.)	Std. Pack
089503	n/a	2"	1-9/16"	1-3/8"	1"	3/4"	1-13/16"	#10 FH	.17	10 ea

This Swivel Eye Plate features an eye that swivels 360° on the base. Great for tying off light loads, fenders, etc. (NOT for overhead lifting). Constructed of corrosion resistant 304 stainless steel. Installs with four #10 FH fasteners (not included).



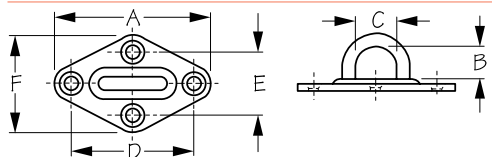
SWIVEL EYE PLATE WITH RING

Stamped 304 Stainless Steel



Bulk	Display	A	B	C	D	E	F	Fastener	Wt.(lb.)	Std. Pack
089513	n/a	2"	1-9/16"	1-3/8"	1"	1-15/16"	5/16"	#10 FH	.32	10 ea

This Swivel Eye Plate with Ring features an eye that swivels 360° on the base and an additional ring for more tie down options. Great for tying off light loads, fenders, etc. (NOT for overhead lifting). Constructed of stamped 304 stainless steel. Installs with four #10 FH fasteners (not included).



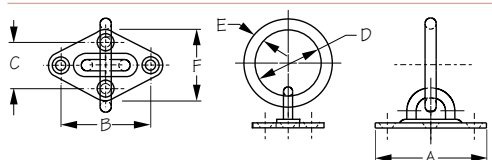
DIAMOND EYE PLATE

Stamped 304 Stainless Steel



Bulk	Display	A	B	C	D	E	F	Fastener	Wt.(lb.)	Std. Pack
089601	089601-1	2-5/16"	1/2"	9/16"	1-13/16"	15/16"	1-7/16"	#8 FH	.08	10 ea
089602	089602-1	2-1/2"	5/8"	3/4"	2"	1-1/16"	1-9/16"	#8 FH	.10	10 ea
089603	089603-1	3-3/16"	7/8"	7/8"	2-9/16"	1-5/16"	1-15/16"	#10 FH	.18	10 ea

These Diamond Eye Plates are designed to create an attachment point. Great for tying off light loads inside or outside of your boat or to secure fenders, cargo net, etc. Constructed of corrosion resistant stamped 304 stainless steel. Installs with four FH fasteners (not included).



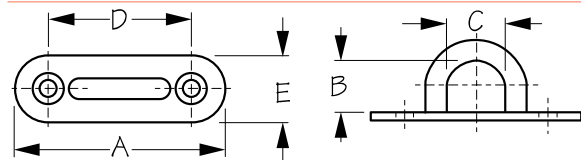
DIAMOND EYE PLATE WITH RING

Stamped 304 Stainless Steel



Bulk	Display	A	B	C	D	E	F	Fastener	Wt.(lb.)	Std. Pack
089611	n/a	2-5/16"	1-13/16"	15/16"	1-3/16"	3/16"	1-7/16"	#8 FH	.12	10 ea
089612	n/a	2-1/2"	2"	1-1/16"	1-5/16"	1/4"	1-9/16"	#8 FH	.16	10 ea
089613	n/a	3-3/16"	2-9/16"	1-5/16"	1-3/4"	5/16"	1-15/16"	#10 FH	.32	10 ea

These Diamond Eye Plates with Rings are designed to create an attachment point and include an additional ring for more tie down options. Great for tying off light loads inside or outside of your boat or to secure fenders, cargo net, etc. Constructed of corrosion resistant stamped 304 stainless steel. Installs with four FH fasteners (not included).



OBLONG EYE PLATE

Stamped 304 Stainless Steel



Bulk	Display	A	B	C	D	E	Fastener	Wt.(lb.)	Std. Pack
089701	089701-1	2-1/8"	1/2"	5/8"	1-1/2"	5/8"	#10 FH	.03	10 ea
089702	089702-1	2-9/16"	5/8"	3/4"	1-13/16"	3/4"	#12 FH	.07	10 ea
089703	089703-1	3-3/16"	13/16"	7/8"	2-3/16"	15/16"	1/4" FH	.14	10 ea
089704	089704-1	3-15/16"	7/8"	7/8"	2-7/8"	1-1/4"	1/4" FH	.21	10 ea

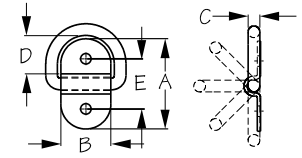
These Oblong Eye Plates have a multitude of uses. Constructed of stamped 304 stainless steel for corrosion resistance. Installs with two FH fasteners (not included).

1 Cleats & Chocks



FOLDING D-RING

Stamped 304 Stainless Steel



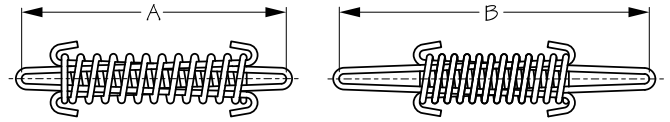
Bulk	Display	A	B	C	D	E	Fastener	Wt.(lb.)	Std. Pack
090125	090125-1	1-1/8"	1/2"	1/8"	7/16"	1/2"	#8 RH	.01	10 ea
090145	090145-1	2"	1-1/4"	1/4"	1"	1-1/4"	1/4" RH	.11	10 ea
090155	090155-1	2-5/8"	1-1/2"	5/16"	1-3/16"	1-1/2"	1/4" RH	.23	10 ea

These Folding D-Rings are convenient for keeping fittings out of the way when not in use. Great for a multiple applications, including rigging, tie-down, and securing cargo for storage or transport. Installs with two RH fasteners (not included).



TILLER ROPE SPRING

Electro-Galvanized Steel



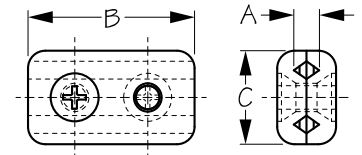
Bulk	Display	A (Normal Length)	B (Compressed Length)	Wt.(lb.)	Std. Pack
091814	091814-1	5"	6"	.32	10 ea / 10 pr

This Tiller Rope Spring provides tension between the tiller rope and jaw shackles. Constructed of electro-galvanized steel. Steering Cable Boot (521700) can be used as a cover for additional corrosion resistance.



CABLE CLAMP

Die Cast Zinc Chrome Plated



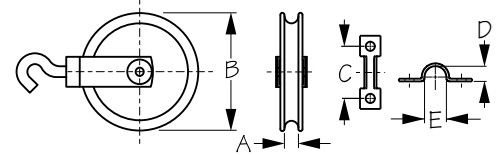
Bulk	Display	A (Cable Dia.)	B	C	Wt.(lb.)	Std. Pack
091852	091852-1	3/16"	1-3/16"	11/16"	.06 / .12	10 ea / 10 pr

This wire rope Cable Clamp is used to secure 1/8" - 3/16" diameter wire cable. Constructed of die cast chrome plated zinc.



TILLER ROPE PULLEY

Stamped 304 Stainless Steel/Nylon Sheave



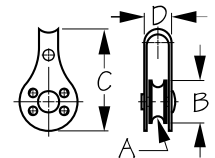
Bulk	Display	A (Wire Dia.)	B	C	D	E	Eye Strap	Fastener	Wt.(lb.)	Std. Pack
091934	091934-1	3/16"	2-7/16"	1-1/8"	3/8"	7/16"	Yes	#6 RH	.14	10 ea

This Tiller Rope Pulley is used to feed line onto an anchor control system to avoid uneven line buildup. Accommodates 3/16" diameter wire. Constructed of stamped 304 stainless steel with nylon sheave. Eye strap (included) installs with two #6 RH fasteners (not included).



PULLEY

Stainless Steel w/ Plastic Sheave



Bulk	Display	A (Wire Dia.)	B	C	D	Sheave	Wt.(lb.)	Std. Pack
092100	092100-1	1/4"	1"	1-13/16"	1/2"	Plastic	.04	10 ea

This Pulley is used for rigging a sail system or anchor trolley. Micro size block pulley: 1-13/16" x 1" x 1/2". Accommodates 1/4" diameter wire. Constructed of stainless steel with plastic sheave.



2

Snaps

Shackles

Hooks

Chain Grippers

Snap Links

Quick Links

Scissor Hooks

Wire Rope Clips

Lap Links

2002

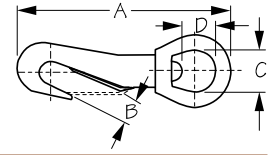
Snaps & Shackles

2 Snaps & Shackles



SWIVEL EYE BABY SNAP

Die Cast Manganese Bronze



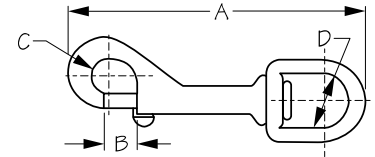
Bulk	Display	A	B	C	D	Finish	Wt.(lb.)	Std. Pack
131042	131042-1	2-1/16"	1/4"	7/16"	5/16"	Bronze	.03 / .06	10 ea / 10 pr

This round Swivel Eye Baby Snap works well in a number of light duty rigging applications. 360° swivel eye eliminates tangling. Constructed of die cast manganese bronze for corrosion resistance and durability.



SWIVEL EYE BOLT SNAP

Die Cast Manganese Bronze



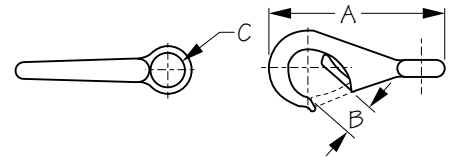
Bulk	Display	A	B	C	D	Finish	Wt.(lb.)	Std. Pack
136010	136010-1	2-9/16"	5/16"	5/16"	3/8"	Bronze	.06	10 ea
136012	136012-1	2-11/16"	5/16"	5/16"	1/2"	Bronze	.06	10 ea
136016	136016-1	3-1/8"	3/8"	3/8"	5/8"	Bronze	.11	10 ea
136021	136021-1	3-3/16"	3/8"	3/8"	7/8"	Bronze	.12	10 ea
136025	136025-1	3-1/2"	7/16"	3/8"	1"	Bronze	.15	10 ea
136032	136032-1	4-11/16"	9/16"	5/8"	1-1/4"	Bronze	.31	10 ea

Swivel Eye Bolt Snaps are designed for use with rope, wire, or cable. They can be used for tie-downs, or other rigging applications. 360° swivel strap eye eliminates tangling. Spring-loaded bolts provide secure closure with the advantage of an easy-open thumb lever. Constructed of die cast manganese bronze for corrosion resistance and durability.



FAST EYE BOAT SNAP

Die Cast Manganese Bronze or Chrome Plated



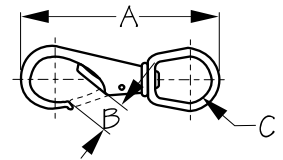
Bulk	Display	Size	A	B	C	Finish	Wt.(lb.)	Std. Pack
136120	136120-1	0	2-1/8"	1/4"	7/16"	Bronze	.05	10 ea
136121	136121-1	1	2-7/8"	7/16"	11/16"	Bronze	.09	10 ea
136122	136122-1	2	3-3/16"	9/16"	3/4"	Bronze	.14	10 ea
136123	136123-1	3	3-7/8"	5/8"	3/4"	Bronze	.24	10 ea
136126	136126-1	0	2-1/8"	1/4"	7/16"	Chrome	.05	10 ea

These Fast Eye Boat Snaps feature a spring-loaded latch for easy attachment. Designed for medium duty rigging applications. Handy for anchor lines, tethers, paddle leashes, bow lines, and tow ropes. Constructed of die cast manganese bronze for corrosion resistance and durability. Plain bronze or chrome plated finish.



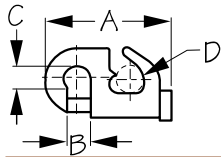
SWIVEL EYE BOAT SNAP

Die Cast Manganese Bronze



Bulk	Display	Size	A	B	C	Finish	Wt.(lb.)	Std. Pack
136131	136131-1	1	3-1/4"	7/16"	5/8"	Bronze	.12	10 ea
136132	136132-1	2	3-3/4"	9/16"	13/16"	Bronze	.18	10 ea
136133	136133-1	3	4-3/8"	9/16"	3/4"	Bronze	.26	10 ea

These Fast Eye Boat Snaps feature a spring-loaded latch for easy attachment. Designed for medium duty rigging applications. 360° swivel eye eliminates tangling. Constructed of die cast manganese bronze for corrosion resistance and durability.



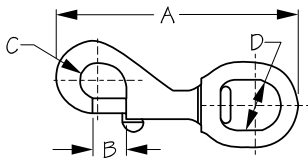
JIB SNAP

Die Cast Manganese Bronze



Bulk	Display	A	B	C	D	Finish	Wt.(lb.)	Std. Pack
136540	n/a	1-11/16"	1/4"	5/16"	1/4"	Bronze	.05	10 ea
136550	n/a	2-1/8"	7/16"	7/16"	3/8"	Bronze	.08	10 ea
136560	n/a	2-1/2"	1/2"	1/2"	7/16"	Bronze	.12	10 ea

These quick release Jib Snaps are used to secure a jib to a wire forestay. Easy to install they are perfect to hoist a storm jib or staysail. Constructed of die cast manganese bronze for corrosion resistance and durability.



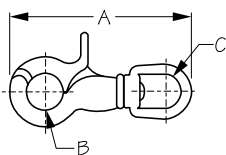
SWIVEL EYE BOLT SNAP

Die Cast Manganese Bronze



Bulk	Display	A	B	C	D	Finish	Wt.(lb.)	Std. Pack
136590	136590-1	3-5/16"	7/16"	1/2"	11/16"	Bronze	.14	10 ea

Swivel Eye Bolt Snaps are designed for use with rope, chain, wire, or cable. They can be used for tie-downs, or other rigging applications. 360° swivel strap eye eliminates tangling. Spring-loaded bolts provide secure closure with the advantage of an easy-open thumb lever. Constructed of die cast manganese bronze for corrosion resistance and durability.



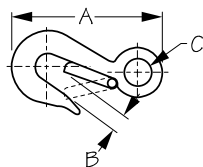
TRIGGER SNAP

Die Cast Manganese Bronze



Bulk	Display	A	B	C	Finish	Wt.(lb.)	Std. Pack
136800	136800-1	2-9/16"	1/2"	1/2"	Bronze	.09	10 ea

This Trigger Snap is designed for marine and industrial rigging applications. Features an extra secure hinged snap hook that closes tighter under load. Spring-loaded bolts provide secure closure with the advantage of an easy-open thumb lever. 360° swivel strap eye eliminates tangling. Constructed of die cast manganese bronze for corrosion resistance and durability.



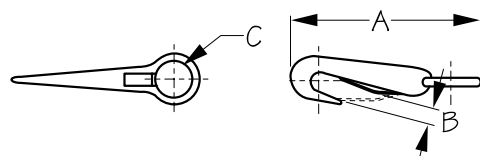
FAST EYE SNAP HOOK

Die Cast Manganese Bronze



Bulk	Display	A	B	C	B.S. (lb.)	Finish	Wt.(lb.)	Std. Pack
138305	138305-1	4-3/4"	13/16"	1-1/8"	1,500	Bronze	.44	10 ea

Heavy duty Fast Eye Snap Hooks feature a breaking strength of 1,500 lbs. and are ideal for a variety of rigging applications including winch cables and mooring buoy lines. These snaps offer rugged durability and added strength. Constructed of die cast manganese bronze for corrosion resistance.



FAST EYE BABY SNAP

Die Cast Manganese Bronze or Chrome Plated



Bulk	Display	A	B	C	Finish	Wt.(lb.)	Std. Pack
138420	138420-1	1-13/16"	1/4"	7/16"	Bronze	.03 / .06	10 ea / 10 pr
138425	138425-1	1-13/16"	1/4"	7/16"	Chrome	.03	10 ea

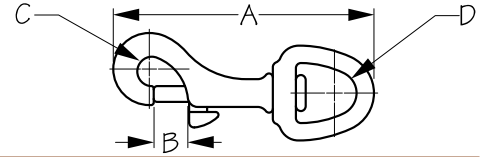
Round Fast Eye Baby Snaps work well in a number of light duty rigging applications. Constructed of die cast manganese bronze for corrosion resistance and durability. Plain bronze or chrome plated finish.

2 Snaps & Shackles



SWIVEL EYE BOLT SNAP

Sand Cast Brass



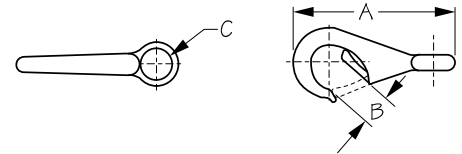
Bulk	Display	A	B	C	D	Wt.(lb.)	Std. Pack
139010	139010-1	3-5/16"	7/16"	3/8"	11/16"	.12	10 ea
139016	139016-1	3-5/16"	7/16"	3/8"	5/8"	.12	10 ea

Swivel Eye Bolt Snaps are designed for use with rope, chain, wire, or cable. They can be used for tie-downs, or multiple rigging applications. 360° swivel strap eye eliminates tangling. Spring-loaded bolts provide secure closure with the advantage of an easy-open thumb lever. Constructed of corrosion resistant sand cast brass. Polished finish makes them both functional and decorative.



FAST EYE BOAT SNAP

Sand Cast Brass



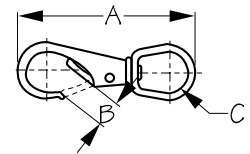
Bulk	Display	Size	A	B	C	Finish	Wt.(lb.)	Std. Pack
139120	139120-1	0	2-1/8"	1/4"	7/16"	Brass	.06	10 ea
139121	139121-1	1	2-7/8"	5/16"	5/8"	Brass	.11	10 ea
139122	139122-1	2	3-3/16"	1/2"	3/4"	Brass	.11	10 ea
139123	139123-1	3	3-13/16"	9/16"	3/4"	Brass	.24	10 ea

These Fast Eye Boat Snaps feature a spring-loaded latch for easy attachment. Designed for medium duty rigging applications. Handy for anchor lines, tethers, paddle leashes, bow lines and tow ropes. Constructed of corrosion resistant sand cast brass. Polished finish makes them both functional and decorative.



SWIVEL EYE BOAT SNAP

Sand Cast Brass



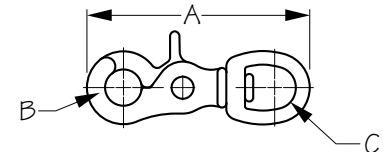
Bulk	Display	Size	A	B	C	Finish	Wt.(lb.)	Std. Pack
139131	139131-1	1	3-3/16"	3/8"	3/4"	Brass	.14	10 ea
139132	139132-1	2	3-5/8"	1/2"	3/4"	Brass	.18	10 ea
139133	139133-1	3	4-1/2"	9/16"	3/4"	Brass	.27	10 ea

This Swivel Eye Boat Snap features a spring-loaded latch for easy attachment. Designed for medium duty rigging applications. 360° swivel eye eliminates tangling. Constructed of corrosion resistant sand cast brass. Polished finish makes them both functional and decorative.



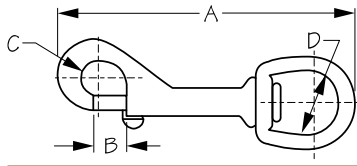
TRIGGER SNAP

Sand Cast Brass



Bulk	Display	A	B	C	Finish	Wt.(lb.)	Std. Pack
139800	139800-1	2-11/16"	7/16"	1/2"	Brass	.09	10 ea

This Trigger Snap is designed for marine and industrial rigging applications. Features an extra secure hinged snap hook that closes tighter under load. Spring-loaded bolts provide secure closure with the advantage of an easy-open thumb lever. 360° swivel strap eye eliminates tangling. Constructed of corrosion resistant sand cast brass.



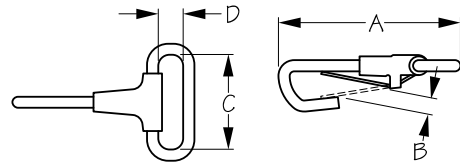
BABY SWIVEL EYE BOLT SNAP

Sand Cast Brass



Bulk	Display	A	B	C	D	Wt.(lb.)	Std. Pack
139900	n/a	3"	5/16"	5/16"	1/2"	.07	10 ea

Baby Swivel Eye Bolt Snap is designed for use with rope, wire, or cable. They can be used for tie-downs, lifting wires, or in other rigging applications. 360° swivel strap eye eliminates tangling. Spring-loaded bolts provide secure closure with the advantage of an easy-open thumb lever. Constructed of corrosion resistant sand cast brass.



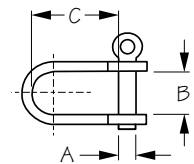
WEBBING SPRING SNAP

Investment Cast 316 Stainless Steel



Bulk	Display	A	B	C	D	Wt.(lb.)	Std. Pack
139896	139896-1	2-3/16"	1/4"	1-1/8"	5/16"	.03	10 ea

These Webbing Spring Snaps can be used for tie-downs, or multiple light duty rigging applications. Ideal for use with 1" webbing. Constructed of corrosion resistant investment cast 316 stainless steel.

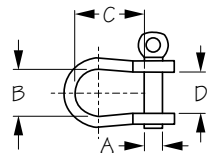


D-SHACKLE

Stamped 304 Stainless Steel



Bulk	Display	A	B	C	B.S. (lb.)	Wt.(lb.)	Std. Pack
140041	n/a	5/32"	3/8"	5/8"	1,100	.01	10 ea
140051	n/a	3/16"	7/16"	11/16"	2,640	.03	10 ea
140052	n/a	3/16"	5/8"	1"	2,640	.04	10 ea
140060	n/a	1/4"	5/8"	15/16"	3,080	.04	10 ea
140082	n/a	5/16"	3/4"	1-5/8"	6,600	.11	10 ea

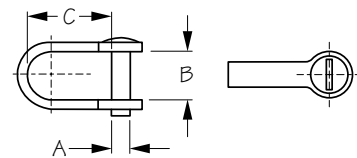


BOW SHACKLE

Stamped 304 Stainless Steel



Bulk	Display	A	B	C	D	B.S. (lb.)	Wt.(lb.)	Std. Pack
140106	n/a	1/4"	5/8"	15/16"	9/16"	4,400	.05	10 ea
140108	n/a	5/16"	11/16"	1-1/4"	11/16"	6,600	.09	10 ea

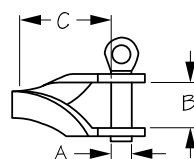


SAILMAKER D-SHACKLE

Stamped 304 Stainless Steel



Bulk	Display	A	B	C	B.S. (lb.)	Wt.(lb.)	Std. Pack
140141	n/a	5/32"	3/8"	5/8"	1,100	.01	10 ea
140151	n/a	3/16"	7/16"	11/16"	2,640	.02	10 ea
140152	n/a	3/16"	5/8"	1"	2,640	.04	10 ea



TWISTED D-SHACKLE

Stamped 304 Stainless Steel



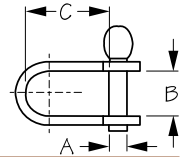
Bulk	Display	A	B	C	B.S. (lb.)	Wt.(lb.)	Std. Pack
140175	n/a	3/16"	7/16"	1-5/16"	2,640	.04	10 ea
140178	n/a	5/16"	11/16"	1-1/2"	6,600	.11	10 ea

2 Snaps & Shackles



KEY PIN D-SHACKLE

Stamped 304 Stainless Steel

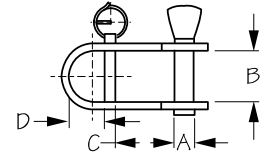


Bulk	Display	A	B	C	B.S. (lb.)	Wt.(lb.)	Std. Pack
140205	n/a	3/16"	5/8"	1-7/16"	2,640	.04	10 ea
140206	n/a	3/16"	1/2"	1"	2,640	.03	10 ea
140207	n/a	1/4"	5/8"	1-9/16"	4,400	.06	10 ea



HALYARD D-SHACKLE - LOOSE PIN

Stamped 304 Stainless Steel

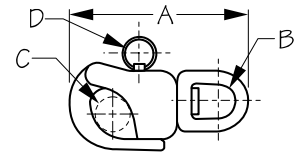


Bulk	Display	A	B	C	D	B.S. (lb.)	Wt.(lb.)	Std. Pack
140235	n/a	3/16"	5/8"	13/16"	1/2"	1,540	.04	10 ea
140236	n/a	1/4"	5/8"	1"	1/2"	3,300	.06	10 ea
140238	n/a	5/16"	13/16"	1-1/16"	7/16"	4,400	.11	10 ea



SWIVEL EYE SNAP SHACKLE

Investment Cast 316 Stainless Steel



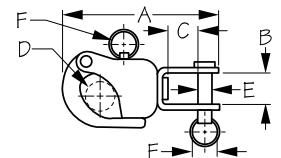
Bulk	Display	A	B	C	D	Wt.(lb.)	Std. Pack
142700	n/a	2-11/16"	1/2"	9/16"	3/8"	.14	10 ea
142900	n/a	3-1/2"	5/8"	3/4"	7/16"	.27	10 ea

Not load rated.



TOGGLE SNAP SHACKLE

Investment Cast 316 Stainless Steel



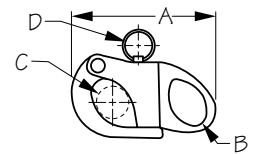
Bulk	Display	A	B	C	D	E	F	Wt.(lb.)	Std. Pack
142702	n/a	2-11/16"	9/16"	3/8"	9/16"	1/4"	7/16"	.14	10 ea
142902	n/a	3-5/16"	9/16"	9/16"	3/4"	1/4"	1/2"	.27	10 ea

Not load rated.



FIXED EYE SNAP SHACKLE

Investment Cast 316 Stainless Steel



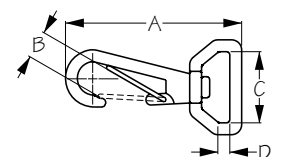
Bulk	Display	A	B	C	D	Wt.(lb.)	Std. Pack
143520	n/a	2-1/4"	3/8"	9/16"	3/8"	.10	10 ea
143660	n/a	2-13/16"	1/2"	3/4"	1/2"	.20	10 ea
143900	n/a	4"	9/16"	7/8"	3/8"	.30	10 ea

Not load rated.



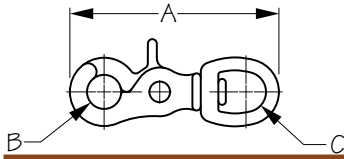
WEBBING BABY SNAP

Investment Cast 316 Stainless Steel



Bulk	Display	A	B	C	D	Wt.(lb.)	Std. Pack
145045	n/a	2-9/16"	3/8"	1"	3/16"	.07	10 ea

This Webbing Baby Snap can be used for tie-downs, or multiple light duty rigging applications. Ideal for use with 1" webbing. Constructed of corrosion resistant investment cast 316 stainless steel.



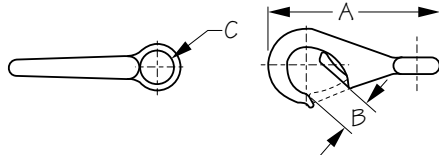
TRIGGER SNAP

Investment Cast 316 Stainless Steel



Bulk	Display	A	B	C	Wt.(lb.)	Std. Pack
146048	146048-1	2-11/16"	7/16"	1/2"	.09	10 ea

This Trigger Snap is designed for marine and industrial rigging applications. Features an extra secure hinged snap hook that closes tighter under load. Spring-loaded bolts provide secure closure with the advantage of an easy-open thumb lever. 360° swivel strap eye eliminates tangling. Constructed of corrosion resistant investment cast 316 stainless steel.



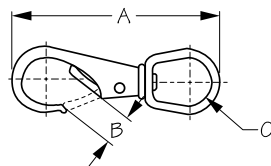
FAST EYE BOAT SNAP

Investment Cast 316 Stainless Steel



Bulk	Display	Size	A	B	C	Wt.(lb.)	Std. Pack
146120	146120-1	0	2-1/16"	1/4"	7/16"	.06	10 ea
146121	146121-1	1	2-7/8"	7/16"	5/8"	.09	10 ea
146122	146122-1	2	3-3/16"	1/2"	3/4"	.14	10 ea
146123	146123-1	3	3-13/16"	11/16"	3/4"	.27	10 ea

These Fast Eye Boat Snaps feature a spring-loaded latch for easy attachment. Designed for medium duty rigging applications. Handy for anchor lines, tethers, paddle leashes, bow lines, and tow ropes. Constructed of corrosion resistant investment cast 316 stainless steel.



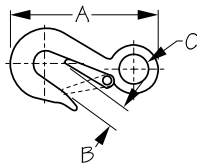
SWIVEL EYE BOAT SNAP

Investment Cast 316 Stainless Steel



Bulk	Display	Size	A	B	C	Wt.(lb.)	Std. Pack
146131	146131-1	1	3-5/16"	7/16"	3/4"	.13	10 ea
146132	146132-1	2	3-7/8"	1/2"	3/4"	.21	10 ea
146133	146133-1	3	4-5/8"	1/2"	7/8"	.33	10 ea

These Swivel Eye Boat Snaps feature a spring-loaded latch for easy attachment. Designed for medium duty rigging applications. 360° swivel eye eliminates tangling. Constructed of corrosion resistant investment cast 316 stainless steel. Also see die cast zinc chrome plated Swivel Eye Boat Snap (148131).



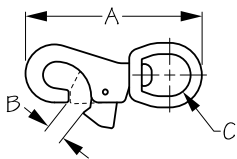
FAST EYE SNAP HOOK

Investment Cast 316 Stainless Steel



Bulk	Display	A	B	C	B.S. (lb.)	Wt.(lb.)	Std. Pack
146300	146300-1	3-15/16"	5/8"	3/4"	7,000	.26	5 ea
146305	146305-1	4-11/16"	3/4"	1-1/8"	11,900	.42	5 ea

These Fast Eye Snap Hooks are ideal for a variety of marine applications. Superior breaking strength. Fast eye detail provides secure line attachments. Suitable for harnesses, fishing lines, and mooring buoy lines. Constructed of corrosion resistant investment cast 316 stainless steel.



BULL NOSE SNAP

Investment Cast 316 Stainless Steel



Bulk	Display	A	B	C	Wt.(lb.)	Std. Pack
146333	146333-1	4-1/2"	1/2"	1"	.40	5 ea

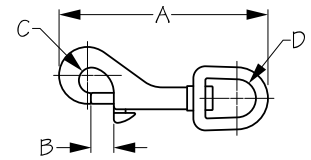
This Bull Nose Snap features a spring-loaded latch for easy attachment. Designed for medium duty rigging applications. 360° swivel eye eliminates tangling. Constructed of corrosion resistant investment cast 316 stainless steel. Also see cast zinc chrome plated Bull Nose Snap (148333).

2 Snaps & Shackles



SWIVEL EYE BOLT SNAP

Investment Cast 316 Stainless Steel



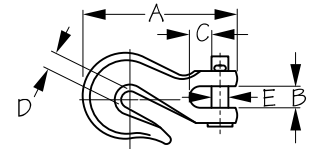
Bulk	Display	A	B	C	D	Wt.(lb.)	Std. Pack
146590	146590-1	3-9/16"	5/16"	5/16"	3/4"	.13	10 ea

Swivel Eye Bolt Snaps are designed for use with rope, chain, wire, or cable. They can be used for tie-downs, or multiple rigging applications. 360° swivel strap eye eliminates tangling. Spring-loaded bolts provide secure closure with the advantage of an easy-open thumb lever. Constructed of corrosion resistant investment cast 316 stainless steel.



CLEVIS GRAB HOOK

Investment Cast 316 Stainless Steel

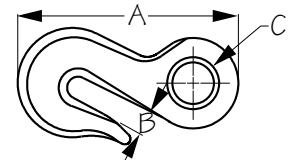


Bulk	Display	Chain Size	B.S. (lb.)	A	B	C	D	E	Wt.(lb.)	Std. Pack
146706	n/a	1/4"	4,630	3-1/8"	7/16"	1/2"	3/8"	5/16"	.34	5 ea
146708	n/a	5/16"	6,830	3-3/4"	1/2"	9/16"	7/16"	7/16"	.64	5 ea
146710	n/a	3/8"	8,800	4-1/4"	9/16"	5/8"	1/2"	1/2"	.89	5 ea
146712	n/a	1/2"	16,200	5-5/8"	11/16"	13/16"	5/8"	5/8"	1.95	5 ea



EYE GRAB HOOK

Investment Cast 316 Stainless Steel

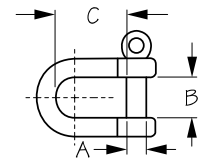


Bulk	Display	A	B	C	B.S. (lb.)	Wt.(lb.)	Std. Pack
146736	n/a	3"	1/4"	1/2"	5,000	.30	5 ea
146738	n/a	3-1/2"	5/16"	9/16"	7,000	.60	5 ea
146740	n/a	4"	3/8"	11/16"	10,000	.80	5 ea
146742	n/a	5-3/8"	1/2"	7/8"	14,000	1.80	5 ea



D-SHACKLE

Investment Cast 316 Stainless Steel Body



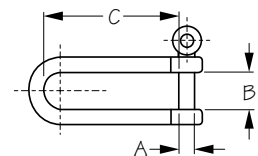
Bulk	Display	A	B	C	Wt.(lb.)	Std. Pack
147004	147004-1	3/16"	5/16"	9/16"	.04	10 ea
147006	147006-1	1/4"	1/2"	13/16"	.05	10 ea
147008	147008-1	5/16"	5/8"	1-1/8"	.14	10 ea
147010	147010-1	3/8"	13/16"	1-3/8"	.24	10 ea
147012	147012-1	7/16"	1"	1-5/8"	.26	10 ea
147016	n/a	5/8"	1-1/4"	2-3/16"	.98	1 ea

These D-Shackles have straight sides with a U-shape rounded bottom. The U-shaped end can handle heavy loads even on the straight sides (may cause bending). Designed for rigging applications with bidirectional loads. Constructed of corrosion resistant investment cast 316 stainless steel. We do not load rate cast shackles.



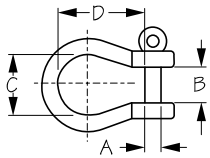
LONG D-SHACKLE

Investment Cast 316 Stainless Steel Body



Bulk	Display	A	B	C	Wt.(lb.)	Std. Pack
147038	n/a	5/16"	11/16"	2-7/16"	.21	10 ea

This Long D-Shackle features a proportionally longer length to offer a high strength to weight ratio. Designed for rigging applications with bi-directional loads. Features a screw pin closure for quick removal, making them ideal for rigging applications where fast and/or repeated connecting and disconnecting are required. Constructed of corrosion resistant investment cast 316 stainless steel. We do not load rate cast shackles.



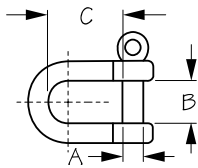
BOW SHACKLE

Investment Cast 316 Stainless Steel Body



Bulk	Display	A	B	C	D	Wt.(lb.)	Std. Pack
147054	147054-1	3/16"	5/16"	9/16"	11/16"	.04	10 ea
147056	147056-1	1/4"	1/2"	13/16"	1-1/16"	.06	10 ea
147058	147058-1	5/16"	5/8"	1-1/8"	1-7/16"	.31	10 ea
147060	147060-1	3/8"	13/16"	1-3/8"	1-13/16"	.31	10 ea
147062	147062-1	1/2"	1"	1-11/16"	2-5/16"	.50	10 ea
147066	n/a	5/8"	1-1/4"	2-3/16"	2-15/16"	1.19	1 ea

These rounded Bow Shackles are designed to handle many different types of load from any direction. Features a screw pin closure for quick removal, making them ideal for rigging applications where fast and/or repeated connecting and disconnecting are required. Constructed of corrosion resistant investment cast 316 stainless steel. We do not load rate cast shackles.



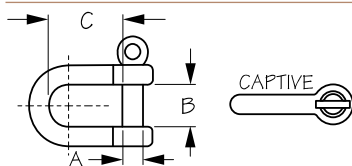
D-SHACKLE

Forged 316 Stainless Steel



Bulk	Display	A	B	C	B.S. (lb.)	Wt.(lb.)	Std. Pack
147103	n/a	5/32"	3/8"	11/16"	1,540	.02	10 ea
147104	n/a	3/16"	7/16"	11/16"	2,200	.03	10 ea
147106	n/a	1/4"	1/2"	3/4"	3,300	.06	10 ea
147108	n/a	5/16"	11/16"	1-1/4"	6,600	.11	10 ea
147110	n/a	3/8"	13/16"	1-3/8"	9,900	.26	10 ea
147112	n/a	7/16"	15/16"	1-1/2"	15,400	.28	10 ea

D-Shackles have straight sides with a U-shape bottom. The U-shaped end can handle heavy loads even on the straight sides (may cause bending). Designed for rigging with bi-directional loads. Constructed of corrosion resistant forged 316 stainless steel.



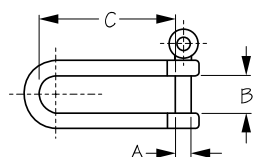
CAPTIVE PIN D-SHACKLE

Forged 316 Stainless Steel



Bulk	Display	A	B	C	B.S. (lb.)	Wt.(lb.)	Std. Pack
147123	147123-1	5/32"	3/8"	11/16"	1,540	.02	10 ea
147124	147124-1	3/16"	7/16"	11/16"	2,200	.03	10 ea
147126	147126-1	1/4"	1/2"	7/8"	3,300	.06	10 ea
147128	147128-1	5/16"	11/16"	1-1/4"	6,600	.11	10 ea
147130	147130-1	3/8"	13/16"	1-3/8"	9,900	.26	10 ea
147132	147132-1	1/2"	15/16"	1-1/2"	15,400	.28	10 ea

These D-Shackles have straight sides with a U-shape rounded bottom. The U-shaped end can handle heavy loads even on the straight sides, however, may cause bending. Designed for rigging applications with bi-directional loads. Features a captive pin which completely clears the opening of the shackle when open, recessed in a secured, flush position. The pin remains captive and will not fall out; no risk of loss due to vibration. With other shackles, the pin is not flush until you partially unscrew it. Ideal for rigging applications where single-handed operation is required. Constructed of corrosion resistant forged 316 stainless steel.



LONG D-SHACKLE

Forged 316 Stainless Steel



Bulk	Display	A	B	C	B.S. (lb.)	Wt.(lb.)	Std. Pack
147153	147153-1	5/32"	5/16"	1-5/16"	1,540	.03	10 ea
147154	147154-1	3/16"	7/16"	1-1/2"	2,200	.05	10 ea
147156	147156-1	1/4"	1/2"	1-13/16"	3,300	.08	10 ea
147158	147158-1	5/16"	11/16"	2-7/16"	6,600	.21	10 ea
147160	147160-1	3/8"	15/16"	3"	9,900	.37	10 ea

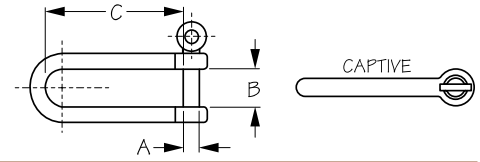
These Long D-Shackles feature a longer length to offer a high strength to weight ratio. Designed for rigging applications with bi-directional loads. Features a screw pin closure for quick removal, making them ideal for rigging applications where fast and/or repeated connecting and disconnecting are required. Constructed of corrosion resistant forged 316 stainless steel.

2 Snaps & Shackles



CAPTIVE PIN LONG D-SHACKLE

Forged 316 Stainless Steel



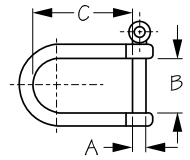
Bulk	Display	A	B	C	B.S. (lb.)	Wt. (lb.)	Std. Pack
147173	147173-1	5/32"	5/16"	1-5/16"	1,540	.03	10 ea
147174	147174-1	3/16"	7/16"	1-9/16"	2,200	.05	10 ea
147176	147176-1	1/4"	1/2"	1-7/8"	3,300	.08	10 ea
147178	147178-1	5/16"	11/16"	2-3/8"	6,600	.21	10 ea
147180	147180-1	3/8"	15/16"	3"	9,900	.37	10 ea

These Captive Pin Long D-Shackles feature a proportionally longer length to offer a high strength to weight ratio. Designed for rigging applications with bi-directional loads. Features a captive pin which completely clears the opening of the shackle when open, recessed in a secured, flush position. The pin remains captive and will not fall out; no risk of loss due to vibration. With other shackles, the pin is not flush until you partially unscrew it. Ideal for rigging applications where single-handed operation is required. Constructed of corrosion resistant forged 316 stainless steel.



WIDE D-SHACKLE (MOORING BUOY SHACKLE)

Forged 316 Stainless Steel



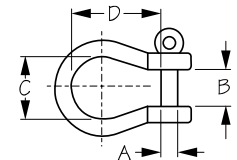
Bulk	Display	A	B	C	B.S. (lb.)	Wt. (lb.)	Std. Pack
147184	147184-1	3/16"	13/16"	1-7/16"	2,200	.05	10 ea
147186	147186-1	1/4"	1-1/8"	1-11/16"	3,000	.09	10 ea
147188	147188-1	5/16"	1-3/8"	2-1/8"	6,000	.20	10 ea
147190	147190-1	3/8"	1-9/16"	2-1/2"	9,000	.39	10 ea

Wide D-Shackles have straight sides with a U-shape rounded bottom. The extra width provides maximum mounting area. The U-shaped end can handle heavy loads even on the straight sides, however, may cause bending. Designed for rigging applications with bi-directional loads. Ideal for use on mooring buoys. Constructed of corrosion resistant forged 316 stainless steel.



BOW SHACKLE

Forged 316 Stainless Steel



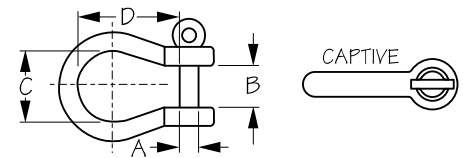
Bulk	Display	A	B	C	D	B.S. (lb.)	Wt. (lb.)	Std. Pack
147203	n/a	5/32"	5/16"	9/16"	11/16"	1,540	.03	10 ea
147204	n/a	3/16"	3/8"	11/16"	3/4"	2,200	.03	10 ea
147206	n/a	1/4"	1/2"	13/16"	15/16"	3,300	.07	10 ea
147208	n/a	5/16"	5/8"	1"	1-1/4"	6,600	.16	10 ea
147210	n/a	3/8"	13/16"	1-1/4"	1-3/8"	9,900	.29	10 ea
147212	n/a	7/16"	1"	1-7/16"	1-3/4"	15,400	.51	10 ea

With their rounded shape, Bow Shackles are designed to handle many different types of load from any direction. Features a screw pin closure for quick removal, making them ideal for rigging applications where fast and/or repeated connecting and disconnecting are required. Ideal for many rigging applications. Constructed of corrosion resistant forged 316 stainless steel.



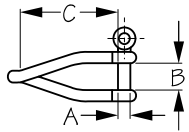
CAPTIVE PIN BOW SHACKLE

Forged 316 Stainless Steel



Bulk	Display	A	B	C	D	B.S. (lb.)	Wt. (lb.)	Std. Pack
147223	147223-1	5/32"	5/16"	5/8"	15/16"	1,540	.03	10 ea
147224	147224-1	3/16"	7/16"	11/16"	1"	2,200	.03	10 ea
147226	147226-1	1/4"	1/2"	13/16"	1-1/4"	3,300	.07	10 ea
147228	147228-1	5/16"	9/16"	15/16"	1-3/16"	6,600	.16	10 ea
147230	147230-1	3/8"	13/16"	1-1/4"	2"	9,900	.29	10 ea

These rounded Bow Shackles are designed to handle many different types of load from any direction. Features a captive pin which completely clears the opening of the shackle when open, recessed in a secured, flush position. The pin remains captive and will not fall out; no risk of loss due to vibration. With other shackles, the pin is not flush until you partially unscrew it. Ideal for rigging applications where single-handed operation is required. Constructed of corrosion resistant forged 316 stainless steel.



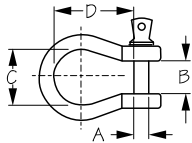
TWISTED D-SHACKLE

Forged 316 Stainless Steel



Bulk	Display	A	B	C	B.S. (lb.)	Wt.(lb.)	Std. Pack
147403	147403-1	5/32"	5/16"	1-1/4"	1,540	.03	10 ea
147404	147404-1	3/16"	3/8"	1-1/2"	2,200	.04	10 ea
147406	147406-1	1/4"	1/2"	1-13/16"	3,300	.08	10 ea
147408	147408-1	5/16"	5/8"	2-1/4"	6,600	.19	10 ea
147410	147410-1	3/8"	13/16"	2-3/4"	9,900	.37	10 ea

These Twisted D-Shackles are great when you need the pin to be perpendicular to the top of the loop, such as a jib halyard block attachment to the mast or a jib tack attachment for smaller boats. Constructed of corrosion resistant forged 316 stainless steel.



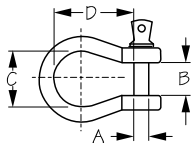
SCREW PIN ANCHOR BOW SHACKLE-LOAD RATED

Hot Dipped Drop Forged Galvanized Steel



Bulk	Display	Size	A	B	C	D	WLL (In Tons)	Wt.(lb.)	Std. Pack
147604	n/a	3/16"	1/4"	5/16"	11/16"	7/8"	1/3	.08	10 ea
147606	n/a	1/4"	5/16"	9/16"	3/4"	1-1/8"	1/2	.12	10 ea
147608	n/a	5/16"	3/8"	1/2"	13/16"	1-3/16"	3/4	.19	10 ea
147610	n/a	3/8"	7/16"	5/8"	1"	1-7/16"	1	.34	10 ea
147611	n/a	7/16"	1/2"	11/16"	1-1/8"	1-11/16"	1-1/2	.50	10 ea
147612	n/a	1/2"	5/8"	13/16"	1-1/4"	1-7/8"	2	.71	10 ea
147616	n/a	5/8"	3/4"	1-1/16"	1-11/16"	2-5/16"	3-1/4	1.36	5 ea
147619	n/a	3/4"	7/8"	1-1/4"	1-15/16"	2-3/4"	4-3/4	2.27	5 ea
147622	n/a	7/8"	1"	1-3/8"	2-1/4"	3-1/4"	5	3.48	1 ea
147626	n/a	1"	1-1/8"	1-3/4"	2-11/16"	3-11/16"	7-1/2	5.01	1 ea

With their rounded shape, Screw Pin Anchor Bow Shackles are designed to handle many different types of load from any direction. Features a screw pin closure for quick removal, making them ideal for rigging applications where fast and/or repeated connecting and disconnecting are required. Ideal for joining anchors to mooring chain. Constructed of hot dipped drop forged galvanized steel. They comply with Federal Spec. RR-C-271b and are load rated.



SCREW PIN ANCHOR BOW SHACKLE

Hot Dipped Drop Forged Galvanized Steel



Bulk	Display	Size	A	B	C	D	Wt.(lb.)	Std. Pack	
147804	147804-1	3/16"	1/4"	3/8"	9/16"	13/16"	.04	10 ea	
147806	147806-1	1/4"	5/16"	7/16"	3/4"	1-1/16"	.07	10 ea	
n/a	147806-2	1/4"	5/16"	7/16"	3/4"	1-1/16"	.14	10 pr	
147808	147808-1	5/16"	3/8"	1/2"	13/16"	1-1/8"	.14	10 ea	
n/a	147808-2	5/16"	3/8"	1/2"	13/16"	1-1/8"	.28	10 pr	
147810	147810-1	3/8"	7/16"	11/16"	15/16"	1-1/2"	.28	10 ea	
n/a	147810-2	3/8"	7/16"	11/16"	15/16"	1-1/2"	.48	10 pr	
147811	147811-1	7/16"	1/2"	3/4"	1-1/8"	1-11/16"	.36	10 ea	
n/a	147811-2	7/16"	1/2"	3/4"	1-1/8"	1-11/16"	.72	10 pr	
147812	147812-1	1/2"	9/16"	11/16"	1-1/4"	1-13/16"	.49	10 ea	
147816	n/a	5/8"	3/4"	15/16"	1-11/16"	2-3/8"	1.24	5 ea	
147819	n/a	3/4"	13/16"	1-1/4"	2-1/16"	2-7/8"	2.26	5 ea	
147822	n/a	7/8"	1"	1-1/2"	2-1/4"	3-1/16"	3.07	1 ea	
147826	n/a	1"	1-1/16"	1-11/16"	2-7/16"	3-11/16"	4.79	1 ea	
n/a	147806-5	Display POP-Galvanized Shackle 1/4"-50 pcs.						2.25	1 ea
n/a	147808-5	Display POP-Galvanized Shackle 5/16"-40 pcs.						5.85	1 ea
n/a	147810-5	Display POP-Galvanized Shackle 3/8"-30 pcs.						8.65	1 ea
n/a	147811-5	Display POP-Galvanized Shackle 7/16"-20 pcs.						7.45	1 ea
n/a	147812-5	Display POP-Galvanized Shackle 1/2"-15 pcs.						9.17	1 ea

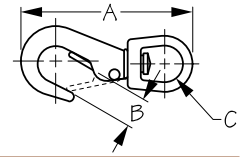
With their rounded shape, Screw Pin Anchor Bow Shackles are designed to handle many different types of load from any direction. Features a screw pin closure for quick removal, making them ideal for rigging applications where fast and/or repeated connecting and disconnecting are required. Ideal for joining anchors to mooring chain. Great for anchor kits. Now available as pairs in aftermarket packaging. Constructed of hot dipped drop forged galvanized steel.

2 Snaps & Shackles



SWIVEL EYE BOAT SNAP

Die Cast Zinc Chrome Plated



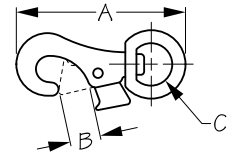
Bulk	Display	A	B	C	Wt.(lb.)	Std. Pack
148131	148131-1	3-1/4"	1/2"	11/16"	.12	10 ea

Swivel Eye Boat Snap features a spring-loaded latch for medium duty applications. 360° swivel eye eliminates tangling. Constructed of chrome plated die cast zinc. Recommended for fresh water. Also see Swivel Eye Boat Snaps (146131-146133).



BULL NOSE SNAP

Die Cast Zinc Chrome Plated



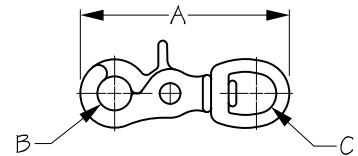
Bulk	Display	A	B	C	Wt.(lb.)	Std. Pack
148333	148333-1	4-1/8"	9/16"	11/16"	.31	10 ea

This Bull Nose Snap features a spring-loaded latch for medium duty applications. 360° swivel eye eliminates tangling. Constructed of chrome plated die cast zinc. Recommended for fresh water. Also see stainless Bull Nose Snap (146333).



TRIGGER SNAP

Die Cast Zinc Chrome Plated



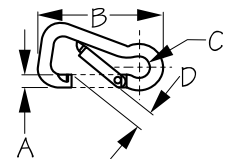
Bulk	Display	A	B	C	Wt.(lb.)	Std. Pack
148800	148800-1	2-11/16"	7/16"	1/2"	.09	10 ea

This Trigger Snap is designed for marine and industrial rigging applications. Features an extra secure hinged snap hook that closes tighter under load. Spring-loaded bolts provide secure closure with the advantage of an easy-open thumb lever. 360° swivel strap eye eliminates tangling. Constructed of chrome plated die cast zinc. Also see stainless Trigger Snap (146048).



ASYMMETRICAL SNAP HOOK

Formed 316 Stainless Steel



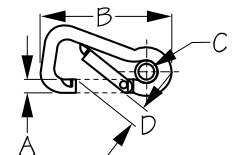
Bulk	Display	A	B	C	D	B.S. (lb.)	Wt.(lb.)	Std. Pack
150060	150060-1	1/4"	2-3/8"	5/16"	7/16"	1,160	.06	10 ea
150080	150080-1	5/16"	3-1/4"	7/16"	1/2"	2,300	.16	10 ea
150100	150100-1	3/8"	4"	9/16"	3/4"	3,600	.30	10 ea
150120	150120-1	7/16"	4-3/4"	13/16"	15/16"	6,600	.44	10 ea

Asymmetrical Snap Hooks provide approximately 50% higher breaking strength over traditional snap hooks. It also allows greater gate clearance, increasing the passage area into the snap. Constructed of corrosion resistant formed 316 stainless steel.



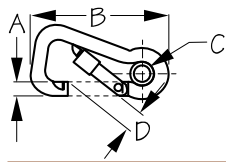
ASYMMETRICAL SNAP HOOK WITH EYE INSERT

Formed 316 Stainless Steel



Bulk	Display	A	B	C	D	B.S. (lb.)	Wt.(lb.)	Std. Pack
150065	150065-1	1/4"	2-3/8"	1/4"	7/16"	599	.07	10 ea
150085	150085-1	5/16"	3-1/4"	7/16"	1/2"	1,120	.16	10 ea
150105	150105-1	3/8"	4"	9/16"	11/16"	1,605	.30	10 ea
150125	150125-1	7/16"	4-3/4"	11/16"	15/16"	2,161	.44	10 ea

These Asymmetric Snap Hooks with Eye Inserts are designed to place more of the load on the stronger, non-gate side which significantly increases the breaking strength over traditional rounded style snap hooks. The offset body style allows greater gate clearance, increasing the passage area into the snap. The eye insert provides a secure attachment to lines for use on harnesses, fishing lines, mooring buoy lines, etc. Constructed of corrosion resistant formed 316 stainless steel.



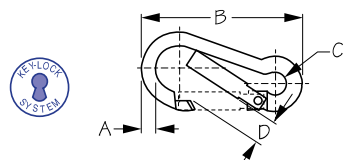
LOCKING ASYMMETRICAL SNAP HOOK WITH EYE INSERT

Formed 316 Stainless Steel



Bulk	Display	A	B	C	D	B.S. (lb.)	Wt.(lb.)	Std. Pack
150088	n/a	5/16"	3-1/8"	3/8"	1/2"	2,300	.16	10 ea
150108	n/a	3/8"	4"	9/16"	11/16"	3,600	.30	10 ea
150128	n/a	7/16"	4-3/4"	11/16"	15/16"	6,600	.44	10 ea

These Locking Asymmetric Snap Hooks with Eye Inserts are designed to place more of the load on the stronger, non-gate side which significantly increases the breaking strength over traditional rounded style snap hooks. The offset body style allows greater gate clearance, increasing the passage area into the snap. The eye insert provides a secure attachment to lines for use on harnesses, fishing lines, mooring buoy lines, etc. The barrel locking gate locks automatically when released, greatly reducing the possibility of accidental opening. Locking cylinder also reduces wear on the rope and allows for one-handed operation. Constructed of corrosion resistant formed 316 stainless steel.



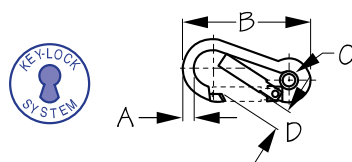
SNAP HOOK

Formed 316 Stainless Steel



Bulk	Display	A	B	C	D	B.S. (lb.)	Wt.(lb.)	Std. Pack
151060	151060-1	1/4"	2-3/8"	3/8"	3/8"	660	.06	10 ea
151080	151080-1	5/16"	3-1/8"	7/16"	7/16"	1,700	.15	10 ea
151100	151100-1	3/8"	4"	9/16"	5/8"	2,600	.29	10 ea
151120	151120-1	7/16"	4-3/4"	3/4"	11/16"	4,400	.42	10 ea
151160	n/a	1/2"	6-5/16"	7/8"	1-1/8"	5,200	.78	5 ea

These Snap Hooks feature a key-lock connection for added security. Spring-loaded closure enables quick attachment to a wide range of fixing points. For use with ropes, chains, straps, and small diameter cable. Ideal for multiple rigging and anchoring applications. Constructed of corrosion resistant formed 316 stainless steel.



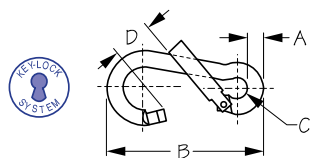
SNAP HOOK WITH EYE INSERT

Formed 316 Stainless Steel



Bulk	Display	A	B	C	D	B.S. (lb.)	Wt.(lb.)	Std. Pack
151065	n/a	1/4"	2-3/8"	1/4"	3/8"	660	.06	10 ea
151085	n/a	5/16"	3-1/8"	3/8"	7/16"	1,700	.16	10 ea
151105	n/a	3/8"	4"	7/16"	9/16"	2,600	.29	10 ea
151125	n/a	7/16"	4-3/4"	9/16"	11/16"	4,400	.42	10 ea

This Snap Hook with Eye Insert provides secure attachment to lines for use on harnesses, fishing lines, mooring buoy, etc. Features a key-lock connection for added security. Constructed of corrosion resistant formed 316 stainless steel.



SNAP HOOK OFFSET GATE

Formed 316 Stainless Steel



Bulk	Display	A	B	C	D	B.S. (lb.)	Wt.(lb.)	Std. Pack
151082	n/a	5/16"	3-1/8"	3/8"	3/4"	1,700	.15	10 ea
151102	n/a	3/8"	4"	1/2"	7/8"	2,600	.28	10 ea
151122	n/a	7/16"	4-3/4"	11/16"	1-1/16"	4,400	.41	10 ea

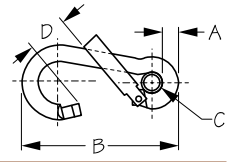
This new style, patented Snap Hook with an Offset Gate allows for a larger passage area for rope, cable, or other solid stock material into the snap while providing the same features of traditional style snap hooks. Features a key-lock connection for added security. Constructed of corrosion resistant formed 316 stainless steel.

2 Snaps & Shackles



OFFSET GATE SNAP HOOK WITH EYE INSERT

Formed 316 Stainless Steel



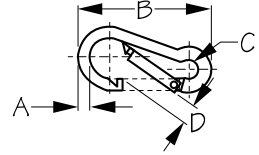
Bulk	Display	A	B	C	D	B.S. (lb.)	Wt.(lb.)	Std. Pack
151087	n/a	5/16"	3-1/8"	3/8"	3/4"	1,700	.15	10 ea
151107	n/a	3/8"	4"	9/16"	7/8"	2,600	.28	10 ea
151127	n/a	7/16"	4-3/4"	5/8"	1-1/16"	4,400	.41	10 ea

These Offset Gate Snap Hooks with Eye Inserts provide secure attachment to lines for use on harnesses, fishing lines, mooring buoy lines, etc. Features a key-lock connection for added security. Constructed of corrosion resistant formed 316 stainless steel.



SNAP HOOK

Formed 316 Stainless Steel



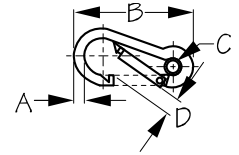
Bulk	Display	A	B	C	D	B.S. (lb.)	Wt.(lb.)	Std. Pack	
151550	151550-1	3/16"	2"	5/16"	5/16"	500	.03	10 ea	
151560	151560-1	1/4"	2-3/8"	5/16"	5/16"	700	.06	10 ea	
151580	151580-1	5/16"	3-1/8"	7/16"	3/8"	1,400	.14	10 ea	
151600	151600-1	3/8"	3-15/16"	9/16"	1/2"	2,000	.29	10 ea	
151620	151620-1	7/16"	4-11/16"	11/16"	5/8"	2,500	.46	10 ea	
n/a	151580-5	Display POP-Snap Hook 5/16"-25 pcs.						3.57	1 ea
n/a	151600-5	Display POP-Snap Hook 3/8"-10 pcs.						3.52	1 ea

These Snap Hooks feature an interlocking, spring-loaded gate snap for quick attachment to a wide range of fixing points. For use with ropes, chains, straps, and small diameter cable. Ideal for multiple rigging and anchoring applications. Constructed of corrosion resistant formed 316 stainless steel.



SNAP HOOK WITH EYE INSERT

Formed 316 Stainless Steel



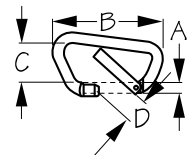
Bulk	Display	A	B	C	D	B.S. (lb.)	Wt.(lb.)	Std. Pack
151565	151565-1	1/4"	2-3/8"	1/4"	5/16"	700	.06	10 ea
151585	151585-1	5/16"	3-1/8"	3/8"	3/8"	1,400	.15	10 ea
151605	151605-1	3/8"	3-15/16"	7/16"	1/2"	2,000	.31	10 ea
151625	151625-1	7/16"	4-11/16"	5/8"	5/8"	2,500	.43	10 ea

These Snap Hooks with Eye Inserts feature an interlocking, spring-loaded gate snap for quick attachment to a wide range of fixing points. The integral eye insert provides a secure attachment for use on harnesses, fishing lines, and mooring buoys. Ideal for multiple rigging and anchoring applications. Constructed of corrosion resistant formed 316 stainless steel.



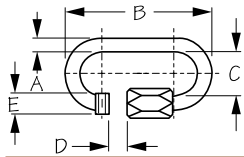
SNAP LINK

Formed 316 Stainless Steel



Bulk	Display	A	B	C	D	B.S. (lb.)	Wt.(lb.)	Std. Pack
152080	n/a	5/16"	3-3/16"	1-1/16"	5/8"	2,600	.16	10 ea
152100	n/a	7/16"	3-15/16"	1-1/4"	3/4"	5,390	.30	10 ea

These high strength Snap Links are individually tested and stamped with the breaking strength in kilograms (breaking strength shown above is in pounds). Features a key-lock connection for added security. Constructed of corrosion resistant formed 316 stainless steel.



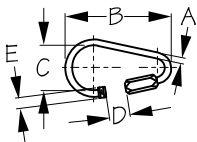
QUICK LINK

Formed 316 Stainless Steel



Bulk	Display	A	B	C	D	E	B.S. (lb.)	Wt.(lb.)	Std. Pack
153003	153003-1	1/8"	1-7/16"	7/16"	3/16"	3/16"	2,420	.02	10 ea
153005	153005-1	3/16"	1-15/16"	9/16"	1/4"	5/16"	4,950	.05	10 ea
153006	153006-1	1/4"	2-1/4"	5/8"	5/16"	3/8"	7,150	.08	10 ea
153008	153008-1	5/16"	2-7/8"	3/4"	7/16"	1/2"	12,000	.18	10 ea
153010	153010-1	3/8"	3-1/2"	7/8"	1/2"	1/2"	19,800	.31	10 ea
153012	n/a	1/2"	4-1/8"	1"	5/8"	9/16"	27,500	.51	10 ea
153014	n/a	9/16"	4-3/4"	1-1/8"	5/8"	11/16"	38,500	.81	5 ea
153016	n/a	5/8"	5-1/2"	1-1/4"	3/4"	3/4"	49,500	1.25	5 ea

Reusable and removable Quick Links feature two-sided thread links designed for fast, easy connections between two lengths of chain or for attaching accessories to chain. Hex shaped bolt for easy opening. Ideal for chain repair, hammocks, and gates. Constructed of corrosion resistant formed 316 stainless steel.



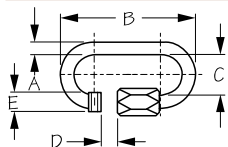
PEAR STYLE QUICK LINK

Formed 316 Stainless Steel



Bulk	Display	A	B	C	D	E	B.S. (lb.)	Wt.(lb.)	Std. Pack
153603	n/a	1/8"	2-1/16"	7/8"	3/8"	3/16"	1,430	.03	10 ea
153605	n/a	3/16"	2-13/16"	1-1/8"	9/16"	5/16"	2,970	.07	10 ea
153606	n/a	1/4"	3-3/16"	1-1/4"	9/16"	3/8"	4,400	.11	10 ea
153608	n/a	5/16"	3-15/16"	1-1/2"	11/16"	7/16"	7,260	.24	10 ea
153610	n/a	3/8"	4-13/16"	1-13/16"	13/16"	1/2"	12,100	.41	10 ea
153612	n/a	1/2"	5-9/16"	2-1/8"	15/16"	9/16"	16,500	.71	10 ea
153614	n/a	9/16"	6-7/16"	2-5/16"	1-1/8"	11/16"	23,100	1.06	5 ea

Reusable and removable Pear Style Quick Links feature two-sided thread links designed for fast, easy connections between two lengths of chain or for attaching accessories to chain. The pear shape design places more of the load on the stronger, non-gate side which increases the breaking strength. Hex shaped bolt for easy opening. Ideal for chain repair, hammocks, and gates. Constructed of corrosion resistant formed 316 stainless steel.



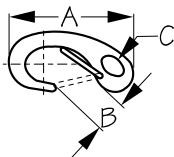
QUICK LINK

Formed 304 Stainless Steel



Bulk	Display	A	B	C	D	E	B.S. (lb.)	Wt.(lb.)	Std. Pack
153703	153703-1	1/8"	1-3/8"	7/16"	1/8"	3/16"	2,000	.02	10 ea
153705	153705-1	3/16"	2-1/16"	9/16"	1/4"	5/16"	4,000	.05	10 ea
153706	153706-1	1/4"	2-1/4"	5/8"	9/32"	3/8"	6,750	.08	10 ea
153708	153708-1	5/16"	2-15/16"	3/4"	7/16"	7/16"	9,600	.18	10 ea
153710	153710-1	3/8"	3-1/2"	7/8"	7/16"	1/2"	15,800	.31	10 ea
153712	153712-1	1/2"	4-1/8"	1"	9/16"	9/16"	22,000	.51	10 ea

Reusable and removable Quick Links feature two-sided thread links designed for fast, easy connections between two lengths of chain or for attaching accessories to chain. Hex shaped bolt for easy opening. Ideal for chain repair, hammocks, and gates. Constructed of corrosion resistant formed 304 stainless steel.



SPRING GATE SNAP HOOK

Investment Cast 316 Stainless Steel



Bulk	Display	A	B	C	Wt.(lb.)	Std. Pack
154250	154250-1	2"	7/16"	1/4"	.04	10 ea
154270	154270-1	2-3/4"	7/16"	3/8"	.11	10 ea
154300	154300-1	3-15/16"	15/16"	9/16"	.31	10 ea

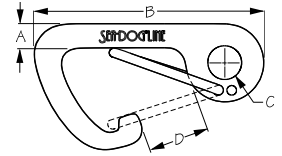
These Spring Gate Snap Hooks feature a quick-connect, wire lever gate and torsion spring. Simple to release lobster-style clasp makes them ideal when the snap needs to be frequently removed. Oblong design allows more gate clearance while the rounded edges prevent snagging. Constructed of corrosion resistant investment cast 316 stainless steel.

2 Snaps & Shackles



SPRING GATE ASYMMETRICAL SNAP HOOK

Investment Cast 316 Stainless Steel



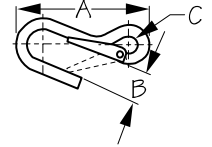
Bulk	Display	A	B	C	D	Wt.(lb.)	Std. Pack
155500	155500-1	3/8"	4"	5/8"	7/8"	.40	10 ea

These Spring Gate Asymmetrical Snap Hooks feature a quick-connect, wire lever gate and torsion spring. Simple to release lobster-style clasp makes them ideal for applications where the snap needs to be frequently removed. Oblong design allows more gate clearance while the rounded edges prevent snagging. Constructed of corrosion resistant investment cast 316 stainless steel. Also included in the Boat Hook Mooring Buoy Snap Kit (491055-1).



SPRING HOOK

Electro-Galvanized Formed Mild Steel



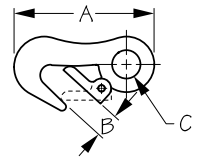
Bulk	Display	A	B	C	B.S. (lb.)	Wt.(lb.)	Std. Pack
155630	155630-1	4-1/16"	1"	1/2"	1,200	.26	10 ea

This Spring Hook features a spring-loaded closure for quick and easy connection. 1,200 lbs. breaking strength make them suitable for a variety of applications. Constructed of electro-galvanized formed mild steel for both galvanic and corrosion protection.



MALLEABLE UTILITY SNAP HOOK

Cast Malleable Steel Nickel Plated



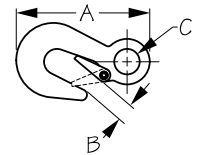
Bulk	Display	A	B	C	B.S. (lb.)	Wt.(lb.)	Std. Pack
155812	155812-1	3-7/16"	1/2"	11/16"	2,000	.28	10 ea

This Malleable Utility Snap Hook is appropriate for many uses. They have a breaking strength of 2,000 lbs. Constructed of nickel plated malleable cast steel.



UTILITY SNAP HOOK

Electro-Galvanized Forged Steel



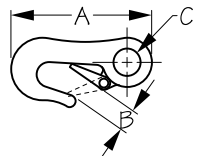
Bulk	Display	A	B	C	B.S. (lb.)	Wt.(lb.)	Std. Pack
155822	155822-1	3-7/8"	11/16"	3/4"	5,000	.43	10 ea

This Utility Snap Hook features a spring-loaded closure for quick and easy connections. 5,000 lb. breaking strength make them suitable for a variety of applications, including trailer winches and windlasses. Constructed of electro-galvanized formed mild steel for both galvanic and corrosion protection.



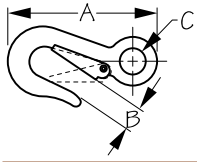
HEAVY DUTY UTILITY SNAP HOOK

Electro-Galvanized Forged Steel



Bulk	Display	A	B	C	B.S. (lb.)	Wt.(lb.)	Std. Pack
155832	155832-1	4-1/4"	11/16"	3/4"	7,000	.43	10 ea

This Heavy Duty Utility Snap Hook features a spring-loaded closure for quick and easy connections. 7,000 lbs. breaking strength make them ideal for rugged marine applications. Constructed of electro-galvanized formed mild steel for both galvanic and corrosion protection.



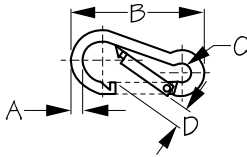
MOORING SNAP HOOK

Cast Steel Nickel Plated



Bulk	Display	A	B	C	B.S. (lb.)	Wt.(lb.)	Std. Pack
155841	155841-1	3-15/16"	9/16"	3/4"	1,600	.26	10 ea

This Mooring Snap Hook features a spring-loaded closure for quick and easy connections. 1,600 lbs. breaking strength make them ideal for many uses, including mooring buoy and anchoring applications. Constructed of nickel plated malleable cast steel.



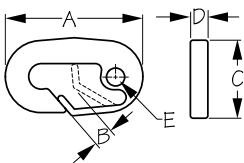
SNAP HOOK

Electro-Galvanized Formed Mild Steel



Bulk	Display	A	B	C	D	B.S. (lb.)	Wt.(lb.)	Std. Pack	
156060	156060-1	1/4"	2-3/8"	5/16"	5/16"	560	.06	10 ea	
156080	156080-1	5/16"	3-3/16"	7/16"	7/16"	1,140	.14	10 ea	
156100	156100-1	3/8"	3-15/16"	9/16"	1/2"	1,600	.29	10 ea	
156120	156120-1	7/16"	4-3/4"	3/4"	5/8"	2,000	.42	10 ea	
156140	n/a	1/2"	5-9/16"	3/4"	3/4"	2,800	.57	10 ea	
156160	n/a	1/2"	6-1/4"	7/8"	7/8"	6,000	.78	10 ea	
n/a	156080-5	Display POP-Snap Hook 5/16"-25 pcs.						3.69	1 ea
n/a	156100-5	Display POP-Snap Hook 3/8"-15 pcs.						4.88	1 ea

These Snap Hooks feature an interlocking, spring-loaded gate snap for quick attachment to a wide range of fixing points. For use with ropes, chains, straps, and small diameter cable. Ideal for multiple rigging and anchoring applications. Constructed of electro-galvanized formed mild steel for both galvanic and corrosion protection.



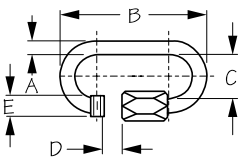
SKI ROPE SNAP

Injection Molded Nylon



Bulk	Display	A	B	C	D	E	Wt.(lb.)	Std. Pack
157110	157110-1	3-1/4"	5/8"	1-13/16"	7/16"	7/16"	.05	10 ea

This Ski Rope Snap provides a quick and easy way to attach ski ropes to ski tows. Constructed of UV stabilized injection molded nylon.



QUICK LINK

Electro-Galvanized Formed Mild Steel



Bulk	Display	A	B	C	D	E	B.S. (lb.)	Wt.(lb.)	Std. Pack
158003	158003-1	1/8"	1-7/16"	3/8"	3/16"	3/16"	1,100	.02 / .04	10 ea / 10 pr
158005	158005-1	3/16"	2"	1/2"	1/4"	5/16"	3,080	.04	10 ea
158006	158006-1	1/4"	2-1/4"	1/2"	5/16"	3/8"	4,400	.10	10 ea
158008	158008-1	5/16"	2-15/16"	11/16"	3/8"	7/16"	7,700	.18	10 ea
158010	158010-1	3/8"	3-1/2"	15/16"	1/2"	1/2"	12,100	.33	10 ea
158012	158012-1	1/2"	4-3/16"	15/16"	9/16"	9/16"	18,000	.53	10 ea
n/a	158008-5	Display POP-Quick Link 5/16"-25 pcs.						4.69	1 ea

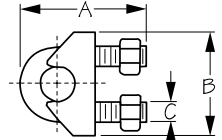
Reusable and removable Quick Links feature two-sided thread links designed for fast, easy connections between two lengths of chain or for attaching accessories to chain. Hex shaped bolt for easy opening. Ideal for chain repair, hammocks, and restraining gates. Constructed of electro-galvanized formed mild steel for both galvanic and corrosion protection.

2 Snaps & Shackles



MALLEABLE WIRE ROPE CLIP

Electro-Galvanized Malleable Steel



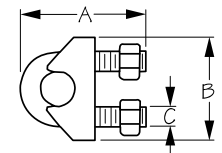
Bulk	Display	Wire Size	A	B	C	Wt.(lb.)	Std. Pack
159103	159103-1	1/8"	15/16"	7/8"	1/8"	.04 / .08	10 ea / 10 pr
159105	159105-1	3/16"	1-1/8"	1"	3/16"	.06 / .12	10 ea / 10 pr
159106	159106-1	1/4"	1-7/16"	1-1/4"	1/4"	.11 / .22	10 ea / 10 pr
159108	159108-1	5/16"	1-9/16"	1-3/8"	1/4"	.13 / .26	10 ea / 10 pr
159110	159110-1	3/8"	1-15/16"	1-5/8"	5/16"	.23 / .46	10 ea / 10 pr
159111	n/a	7/16"	2"	1-11/16"	5/16"	.23	10 ea
159112	159112-1	1/2"	2-7/16"	1-15/16"	3/8"	.34	10 ea
159116	n/a	5/8"	2-5/8"	2-3/16"	7/16"	.52	10 ea
159119	n/a	3/4"	3-1/16"	2-3/8"	1/2"	.87	10 ea
159122	n/a	7/8"	3-1/2"	2-13/16"	9/16"	1.33	10 ea
159126	n/a	1"	3-15/16"	3-1/16"	9/16"	1.78	10 ea

Malleable Wire Rope Clips are used to clamp the loose end of a length of wire rope once it has been looped back to form an eye. These fittings consist of a u-bolt and saddle secured by two nuts. Wire rope assemblies generally require multiple wire rope clips to secure the ends properly. Constructed of electro-galvanized malleable steel for corrosion protection. Not designed for overhead lifting applications.



WIRE ROPE CLIP

Investment Cast 316 Stainless Steel Body/304 Stainless Steel U-Bolt



Bulk	Display	Wire Size	A	B	C (Threads)	Wt.(lb.)	Std. Pack
159502	159502-1	2 mm	11/16"	9/16"	3 mm-.50	.02	10 ea
159503	159503-1	3 mm	13/16"	5/8"	3 mm-.50	.03	10 ea
159504	159504-1	4 mm	15/16"	3/4"	4 mm-.70	.04	10 ea
159505	159505-1	5 mm	1-1/8"	7/8"	5 mm-.80	.05	10 ea
159506	159506-1	6 mm	1-1/4"	1-1/16"	6 mm-1.00	.09	10 ea
159508	159508-1	8 mm	1-5/8"	1-3/8"	8 mm-1.25	.18	10 ea
159510	159510-1	10 mm	2"	1-3/4"	10 mm-1.50	.34	10 ea
159512	n/a	12 mm	2-1/2"	1-15/16"	12 mm-1.75	.53	10 ea

These Wire Rope Clips used in conjunction with thimbles offer an alternative to splicing looped ends of wire rope. These fittings consist of a u-bolt and saddle secured by two nuts. Recommended for use on uncoated wire rope. Constructed of corrosion resistant stainless steel with metric threads. Not designed for overhead lifting applications.

LIGHT UP THE NIGHT...WITH STYLE

**AURORA LED
POP-UP LIGHT**
404610-3

3

Thimbles

Pins

Swivels

Rings

Turnbuckles

Webbing Slides

Hooks



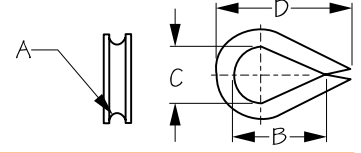
2003

Rigging Hardware



HEAVY DUTY THIMBLE

Stamped 304 Stainless Steel



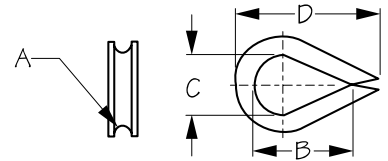
Bulk	Display	A (Wire Dia.)	B	C	D	Wt.(lb.)	Std. Pack
170002	170002-1	1/16"-3/32"	21/32"	3/8"	7/8"	.01 / .02	100 ea / 10 pr
170003	170003-1	1/8"	11/16"	3/8"	1"	.01 / .02	100 ea / 10 pr
170004	n/a	5/32"	13/16"	7/16"	1-1/8"	.01	100 ea
170005	170005-1	3/16"-7/32"	15/16"	1/2"	1-1/4"	.02 / .04	100 ea / 10 pr
170006	170006-1	1/4"	1-1/16"	19/32"	1-1/2"	.03 / .06	100 ea / 10 pr
170008	170008-1	5/16"	1-1/2"	7/8"	2"	.06	50 ea / 10 ea
170009	170009-1	3/8"	1-3/4"	15/16"	2-5/16"	.08	25 ea / 10 ea
170010	170010-1	7/16"	1-7/8"	1-1/16"	2-9/16"	.12	20 ea / 10 ea
170012	170012-1	1/2"	2-1/8"	1-1/8"	2-13/16"	.14	20 ea / 10 ea
170014	n/a	9/16"	2-1/4"	1-1/4"	3-1/16"	.22	10 ea
170016	170016-1	5/8"	2-5/8"	1-9/16"	3-7/16"	.29	10 ea
170020	170020-1	3/4"	3-7/16"	2"	4-1/4"	.63	10 ea
170022	n/a	7/8"	3-3/4"	2-3/16"	5"	.82	10 ea
170026	n/a	1"	4-1/2"	2-1/2"	5-15/16"	1.48	5 ea
170028	n/a	1-1/8"	5-1/4"	3"	6-13/16"	1.67	5 ea
170032	n/a	1-1/4"	5-1/8"	3-1/8"	8-1/16"	2.29	5 ea

These Heavy Duty Thimbles are used to protect wire or rope from contact with the load it is hoisting. The thimbles keep the eye splice from being crushed while reducing chafe and abrasion. Ideal for lines and running rigging. Constructed of corrosion resistant stamped 304 stainless steel.



LIGHT THIMBLE

Stamped 304 Stainless Steel



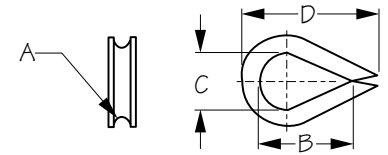
Bulk	Display	A (Wire Dia.)	B	C	D	Wt.(lb.)	Std. Pack
171206	n/a	1/4"	15/16"	1/2"	1-3/8"	.03	100 ea
171208	n/a	5/16"	1-5/16"	13/16"	1-7/8"	.05	50 ea
171210	n/a	3/8"	1-5/8"	1"	2-1/4"	.07	25 ea
171212	n/a	1/2"	1-15/16"	1-1/4"	2-5/8"	.09	25 ea
171216	n/a	5/8"	2-5/16"	1-1/2"	3-3/16"	.18	10 ea
171220	n/a	3/4"	2-5/8"	1-5/8"	3-9/16"	.25	10 ea

These Light Thimbles are used to protect wire or rope from contact with the load it is hoisting. The thimbles keep the eye splice from being crushed while reducing chafe and abrasion. Ideal for general rigging applications. Constructed of corrosion resistant stamped 304 stainless steel.



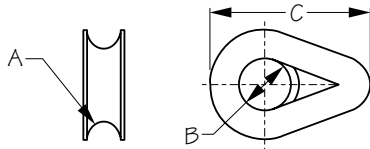
LIGHT DUTY THIMBLE

Stamped Steel Hot Dipped Galvanized



Bulk	Display	A (Wire Dia.)	B	C	D	Wt.(lb.)	Std. Pack
172006	n/a	1/4"	1-3/8"	11/16"	1-15/16"	.03	20 ea
172008	n/a	5/16"	1-9/16"	13/16"	2-1/8"	.07	20 ea
172010	n/a	3/8"	1-3/4"	7/8"	2-1/2"	.11	10 ea
172012	n/a	1/2"	1-7/8"	1-1/8"	2-3/4"	.16	10 ea
172016	n/a	5/8"	2-3/8"	1-3/8"	3-1/2"	.34	10 ea
172019	n/a	3/4"	2-5/8"	1-5/8"	3-3/4"	.51	10 ea
172022	n/a	7/8"	4-1/8"	2-7/16"	5-5/8"	.74	5 ea
172026	n/a	1"	4-1/4"	2-7/16"	5-5/8"	.86	5 ea

These Light Duty Thimbles are used to protect wire or rope from contact with the load it is hoisting. The thimbles keep the eye splice from being crushed while reducing chafe and abrasion. Ideal for anchor and mooring lines. Constructed of hot dipped galvanized stamped steel.

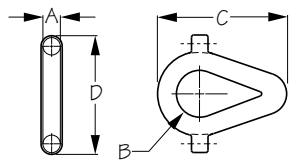


THIMBLE
Injection Molded Nylon



Bulk	Display	Color	A (Rope Dia.)	B	C	Wt.(lb.)	Std. Pack
173571	n/a	Black	1/4"	9/16"	1-9/16"	.01	50 ea
173572	n/a	Black	5/16"	1"	2-11/16"	.02	25 ea
173573	n/a	Black	3/8"	1"	2-11/16"	.03	25 ea
173574	n/a	Black	1/2"	1"	2-7/8"	.04	20 ea
173576	n/a	Black	5/8"	1-1/16"	3-1/8"	.04	20 ea
173577	n/a	Black	3/4"	1-5/32"	3-9/16"	.07	10 ea
173579	n/a	Black	1"	1-3/4"	4-15/16"	.18	10 ea
173551	n/a	White	1/4"	9/16"	1-9/16"	.01	50 ea
173552	n/a	White	5/16"	1"	2-11/16"	.02	25 ea
173553	n/a	White	3/8"	1"	2-11/16"	.03	25 ea
173554	n/a	White	1/2"	1"	2-7/8"	.04	20 ea
173556	n/a	White	5/8"	1-1/16"	3-1/8"	.04	20 ea
173557	n/a	White	3/4"	1-5/32"	3-9/16"	.07	10 ea
173559	n/a	White	1"	1-3/4"	4-15/16"	.18	10 ea

These Thimbles are used to protect rope from contact with the load it is hoisting. The thimbles keep the eye splice from being crushed while reducing chafe and abrasion. Ideal for floating rope, pennants, and general rigging. Thimble size should match rope size. Constructed of UV resistant injection molded nylon.

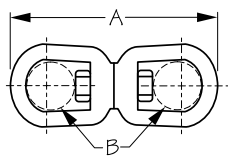


THIMBLE WITH KEEPER
Injection Molded Nylon



Bulk	Display	A (Rope Dia.)	B	C	D	Wt.(lb.)	Std. Pack
174571	n/a	1/4"	11/16"	1-7/8"	1-5/8"	.01	50 ea
174573	n/a	3/8"	3/4"	2-5/16"	2-1/8"	.03	25 ea
174574	n/a	1/2"	1-1/8"	2-15/16"	2-11/16"	.04	20 ea
174576	n/a	5/8"	1-3/16"	3-3/8"	3"	.04	20 ea

These Thimbles with Keepers are used to protect rope from contact with the load it is hoisting. The thimbles keep the eye splice from being crushed while reducing chafe and abrasion. Ideal for floating rope, pennants and general rigging. Integral keepers reduce possibility of rope becoming separated from thimble. Thimble size should match rope size. Constructed of UV resistant injection molded nylon.



EYE & EYE SWIVEL
Forged Steel Hot Dipped Galvanized



Bulk	Display	Size	A	B	WLL (In Tons)	Wt.(lb.)	Std. Pack
181108	n/a	5/16"	4-1/4"	15/16"	3/4	.38	10 ea
181110	n/a	3/8"	5"	1-1/8"	1	.75	10 ea
181112	n/a	1/2"	6-1/2"	1-7/16"	1-1/2	1.42	10 ea
181116	n/a	5/8"	7-11/16"	1-9/16"	2	2.39	5 ea
181119	n/a	3/4"	8-7/8"	1-7/8"	4-3/4	3.66	5 ea

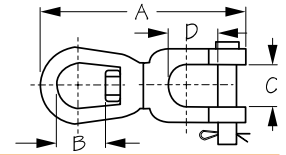
Eye & Eye Swivels link together two parts that have separate rotational directions, reducing knotting or twisting and relieving stress. Large eyes accommodate shackles for chain connections or eye splices with thimbles for anchor rods. Ideal for anchor and mooring lines. Constructed of hot dipped galvanized forged steel.

3 Rigging Hardware



EYE & JAW SWIVEL

Forged Steel Hot Dipped Galvanized



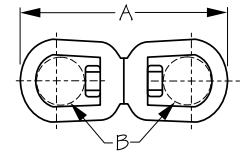
Bulk	Display	Size	A	B	C	D	WLL (In Tons)	Wt.(lb.)	Std. Pack
181208	181208-1	5/16"	3-13/16"	7/8"	1/2"	7/8"	3/4	.38	10 ea
181210	181210-1	3/8"	4-9/16"	7/8"	5/8"	1"	1	.76	10 ea
181212	181212-1	1/2"	6"	1-7/16"	3/4"	1-1/4"	1-1/2	1.38	10 ea
181216	n/a	5/8"	7"	1-5/8"	7/8"	1-1/2"	2	2.23	5 ea
181219	n/a	3/4"	8"	1-11/16"	1-1/8"	1-3/4"	4-3/4	3.46	5 ea

Eye & Jaw Swivels link together two parts that have separate rotational directions, reducing knotting or twisting and relieving stress. Ideal for anchor to chain connections. The swivel action also allows the anchor to rotate freely and dig in to set more quickly. Constructed of hot dipped galvanized forged steel.



EYE & EYE SWIVEL

Investment Cast 316 Stainless Steel



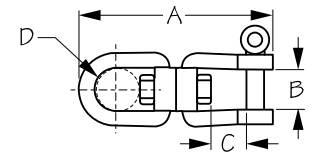
Bulk	Display	Size	A	B	Wt.(lb.)	Std. Pack
182106	n/a	1/4"	2-9/16"	9/16"	.11	10 ea
182108	n/a	5/16"	3-5/8"	13/16"	.30	10 ea
182110	n/a	3/8"	4-5/8"	15/16"	.58	10 ea
182112	n/a	1/2"	6"	1-3/16"	1.21	5 ea
182116	n/a	5/8"	7-5/16"	1-1/2"	2.00	1 ea
182119	n/a	3/4"	8-3/4"	1-9/16"	4.63	1 ea
182125	n/a	1"	11-1/2"	2-7/16"	9.88	1 ea

Eye & Eye Swivels link together two parts that have separate rotational directions, reducing knotting or twisting and relieving stress. Large eyes accommodate shackles for chain connections or eye splices with thimbles for anchor rodes. Ideal for anchor and mooring lines. Constructed of corrosion resistant investment cast 316 stainless steel. We do not load rate cast swivels.



EYE & JAW SWIVEL

Investment Cast 316 Stainless Steel Body w/ 304 Stainless Steel Pin



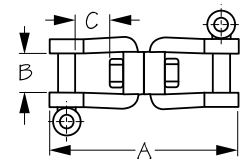
Bulk	Display	Size	A	B	C	D	Wt.(lb.)	Std. Pack
182206	182206-1	1/4"	2-9/16"	1/2"	7/16"	9/16"	.13	10 ea
182208	182208-1	5/16"	3-11/16"	5/8"	9/16"	13/16"	.34	10 ea
182210	182210-1	3/8"	4-5/8"	3/4"	7/8"	15/16"	.64	10 ea
182212	182212-1	1/2"	6"	1"	1-1/8"	1-3/16"	1.39	5 ea

Eye & Jaw Swivels link together two parts that have separate rotational directions, reducing knotting or twisting and relieving stress. Ideal for anchor to chain connections. The swivel action also allows the anchor to rotate freely and dig in to set more quickly. Constructed of corrosion resistant investment cast 316 stainless steel. We do not load rate cast swivels.



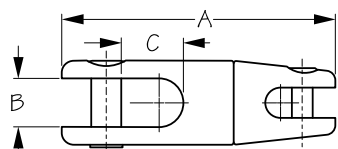
JAW & JAW SWIVEL

Investment Cast 316 Stainless Steel Body w/ 304 Stainless Steel Pin



Bulk	Display	Size	A	B	C	Wt.(lb.)	Std. Pack
182306	182306-1	1/4"	2-9/16"	1/2"	1/2"	.15	10 ea
182308	182308-1	5/16"	3-11/16"	5/8"	5/8"	.36	10 ea
182310	182310-1	3/8"	4-5/8"	3/4"	7/8"	.73	10 ea
182312	182312-1	1/2"	6"	1"	1-1/16"	1.64	5 ea

Jaw & Jaw Swivels link together two parts that have separate rotational directions, reducing knotting or twisting and relieving stress. Designed to accept the shank of an anchor on one end and mooring chain on the other. Constructed of corrosion resistant investment cast 316 stainless steel. We do not load rate cast swivels.



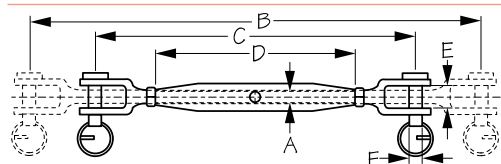
ANCHOR SWIVEL

Investment Cast 316 Stainless Steel



Bulk	Display	A	B	C	Allen Wrench Size	Chain Sizes	B.S. (lb.)	Wt.(lb.)	Std. Pack
182608	182608-1	3-9/16"	5/8"	13/16"	5/32" & 4 mm	1/4"-5/16"	5,500	.52	1 ea
182612	182612-1	4-11/16"	13/16"	1-1/16"	5/32" & 4 mm	5/16"-1/2"	17,000	1.17	1 ea
182614	n/a	5-1/2"	1-1/8"	1-3/16"	3/16" & 5 mm	1/2"-5/8"	21,500	2.54	1 ea

Anchor Swivel are designed to easily slide over anchor rollers, preventing snagging, minimizing wear on the bow roller or windlass. These precision, high quality swivels feature double locking pins for extra security. Can be used between anchor and chain or between chain and line. Constructed of corrosion resistant investment cast 316 stainless steel.



JAW & JAW TURNBUCKLE

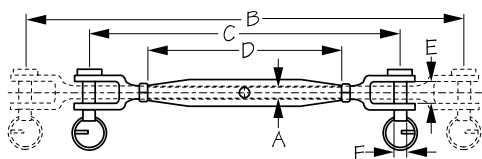
Machined 316 Stainless Steel



Bulk	Display	A (Threads)	B	C	D	E	F	B.S. (lb.)	Wt.(lb.)	Std. Pack
185105	n/a	5 mm	7-1/16"	4-3/4"	3-1/8"	1/4"	3/16"	1,980	.11	1 ea
185106	n/a	1/4"-28	8-1/4"	5-15/16"	3-9/16"	3/8"	1/4"	2,860	.22	1 ea
185108	n/a	5/16"-24	9-7/8"	6-7/8"	4-5/16"	7/16"	5/16"	5,500	.33	1 ea
185110	n/a	3/8"-24	11"	7-7/8"	4-3/4"	1/2"	3/8"	7,700	.55	1 ea
185112	n/a	1/2"-20	14-9/16"	9-5/8"	5-15/16"	9/16"	1/2"	11,880	1.15	1 ea
185116	n/a	5/8"-18	17-1/8"	12-3/16"	7-1/2"	7/8"	9/16"	17,600	2.20	1 ea

Jaw & Jaw Turnbuckles are used for adjusting the tension and/or length of ropes and cables. They consist of two threaded bolts screwed into each end of a metal body, one with left-hand thread and the other with right-hand thread. The tension can be adjusted by rotating the body, causing both bolts to be screwed in or out simultaneously, without twisting the bolts or attached cables. Ideal for anchor and mooring applications. All thread sizes and wire rope sizes now conform to U.S. standards and are interchangeable with most other U.S. manufacturers. 185105 has 5 mm metric threads. Constructed of corrosion resistant machined AISI 316 stainless steel with an electropolished bright finish.

Turnbuckles should be lubricated before their first use and regularly thereafter. They should also be regularly rinsed with fresh water and inspected for signs of damage such as bent terminals or cracking at thread roots or end of thread. End fittings should be checked to ensure uninhibited universal movement.



JAW & JAW TURNBUCKLE

Machined 316 Stainless Steel



Bulk	Display	A (Threads)	B	C	D	E	F	B.S. (lb.)	Wt.(lb.)	Std. Pack
185505	n/a	5 mm	7-1/16"	4-13/16"	3-3/16"	1/4"	3/16"	1,980	.09	1 ea
185506	n/a	6 mm	8-3/8"	5-1/2"	3-9/16"	5/16"	1/4"	2,860	.21	1 ea
185508	n/a	8 mm	9-3/4"	6-3/8"	4-1/4"	1/2"	5/16"	5,500	.35	1 ea
185510	n/a	10 mm	11-3/4"	7-7/8"	4-7/8"	1/2"	3/8"	7,700	.60	1 ea
185512	n/a	12 mm	14-1/2"	9-5/8"	5-7/8"	5/8"	7/16"	12,000	1.00	1 ea
185514	n/a	14 mm	16-1/4"	10-3/4"	6-5/8"	5/8"	1/2"	17,600	1.54	1 ea
185516	n/a	16 mm	18-1/4"	12"	7-1/2"	11/16"	5/8"	28,600	2.11	1 ea
185519	n/a	19 mm	19-1/2"	13-1/2"	8-5/16"	3/4"	3/4"	35,000	3.61	1 ea

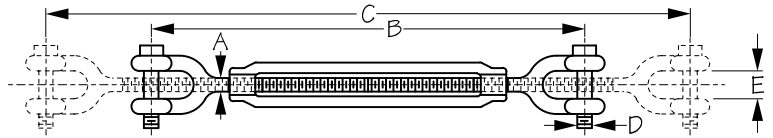
Jaw & Jaw Turnbuckles are used for adjusting the tension and/or length of ropes and cables. They consist of two threaded bolts screwed into each end of a metal body, one with left-hand thread and the other with right-hand thread. The tension can be adjusted by rotating the body, causing both bolts to be screwed in or out simultaneously, without twisting the bolts or attached cables. Ideal for anchor and mooring applications. These Jaw & Jaw Turnbuckles feature Metric threads. Constructed of corrosion resistant machined AISI 316 stainless steel and features an electropolished bright finish.

Turnbuckles should be lubricated before their first use and regularly thereafter. They should also be regularly rinsed with fresh water and inspected for signs of damage such as bent terminals or cracking at thread roots or end of thread. End fittings should be checked to ensure uninhibited universal movement.

3 Rigging Hardware



JAW & JAW TURNBUCKLE
Forged Steel Hot Dipped Galvanized



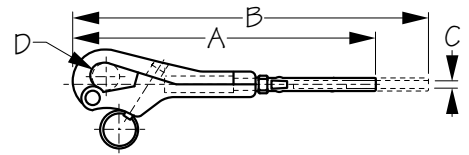
Bulk	Display	A (Threads)	B	C	D	E	Wt.(lb.)	Std. Pack
186100	n/a	1/4"	7-1/2"	11-1/2"	1/4"	3/8"	.40	10 ea
186110	n/a	5/16"	8-7/8"	13-1/4"	1/4"	1/2"	.57	10 ea
186121	n/a	3/8"	10-1/2"	16-1/2"	5/16"	1/2"	.93	10 ea
186131	n/a	1/2"	12-1/2"	18-1/2"	3/8"	5/8"	1.68	10 ea

Jaw & Jaw Turnbuckles are used for adjusting the tension and/or length of ropes and cables. They consist of two threaded bolts screwed into each end of a metal body, one with left-hand thread and the other with right-hand thread. The tension can be adjusted by rotating the body, causing both bolts to be screwed in or out simultaneously, without twisting the bolts or attached cables. Ideal for anchor and mooring applications. Constructed of hot dipped galvanized forged steel for corrosion resistance.

Turnbuckles should be lubricated before their first use and regularly thereafter. They should also be regularly rinsed with fresh water and inspected for signs of damage such as bent terminals or cracking at thread roots or end of thread. End fittings should be checked to ensure uninhibited universal movement.



PELICAN HOOK
Investment Cast 316 Stainless Steel

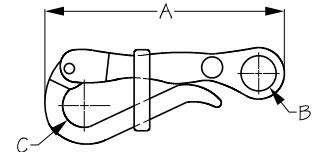


Bulk	Display	A	B	C (End Fitting)	D	Thread	Wt.(lb.)	Std. Pack
189700	n/a	3-15/16"	Body Only	n/a	5/8"	5/16"-24 RH	.31	10 ea
189705	n/a	6-7/8"	8-3/8"	3/16" Wire	5/8"	5/16"-24 RH	.41	5 ea

These Pelican Hooks open with a pull of the quick release plunger, then close automatically when pressed shut. Capable of being released under load, these hooks are used as a removable fastener in lifeline applications where a gate is required. Available in 5/16"-24 UNF right-hand thread direction only. For use with 3/16" wire. Constructed of corrosion resistant investment cast 316 stainless steel. 189705 includes both swage terminal and locknut.



PELICAN HOOK
Sand Cast Bronze

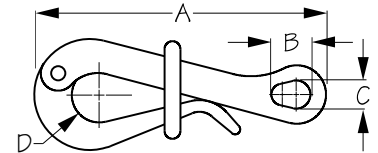


Bulk	Display	A	B	C	Finish	Wt.(lb.)	Std. Pack
189780	n/a	4"	1/2"	3/8"	Bronze	.22	10 ea

This Pelican Hook features a hinged link that can be quickly secured or released by a sliding ring. Capable of being released under load, these hooks are used as a removable fastener in lifeline applications where a gate is required. Eye allows line to be spliced directly to the hook or attached by way of a turnbuckle fork. Constructed of durable sand cast bronze.

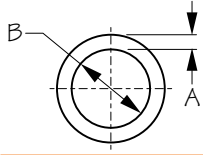


PELICAN HOOK
Investment Cast 316 Stainless Steel



Bulk	Display	A	B	C	D	Wt.(lb.)	Std. Pack
189785	189785-1	4"	1/2"	3/8"	3/4"	.23	10 ea

This Pelican Hook features a hinged link that can be quickly secured or released by a sliding ring. Capable of being released under load, these hooks are used as a removable fastener in lifeline applications where a gate is required. Eye allows line to be spliced directly to the hook or attached by way of a turnbuckle fork. Constructed of corrosion resistant investment cast 316 stainless steel.

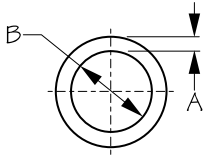


ROUND RING

Injection Molded Nylon



Bulk	Display	A	B	Color	Wt.(lb.)	Std. Pack
190580	n/a	3/8"	2"	Black	.03	20 ea
190583	n/a	9/32"	1-1/4"	Black	.01	20 ea
190570	n/a	3/8"	2"	White	.03	20 ea
190571	n/a	5/16"	1-1/2"	White	.02	20 ea
190573	n/a	9/32"	1-1/4"	White	.01	20 ea
190579	n/a	1/4"	1"	White	.01	20 ea

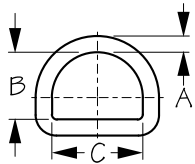


ROUND RING

Formed 304 Stainless Steel



Bulk	Display	A	B	B.S. (lb.)	WLL (lb.)	Wt.(lb.)	Std. Pack
191207	n/a	1/8"	3/4"	650	162	.02	10 ea
191307	n/a	3/16"	3/4"	1,000	250	.03	10 ea
191310	n/a	3/16"	1"	1,000	250	.03	10 ea
191312	n/a	3/16"	1-3/16"	1,000	250	.04	10 ea
191410	n/a	1/4"	1"	2,700	675	.05	10 ea
191412	n/a	1/4"	1-1/4"	2,700	675	.06	10 ea
191415	n/a	1/4"	1-1/2"	2,700	675	.08	10 ea
191512	n/a	5/16"	1-1/4"	5,000	1,250	.11	10 ea
191515	n/a	5/16"	1-1/2"	5,000	1,250	.13	10 ea
191517	n/a	5/16"	1-3/4"	5,000	1,250	.15	10 ea
191520	n/a	5/16"	2"	5,000	1,250	.16	10 ea
191522	n/a	5/16"	2-1/4"	5,000	1,250	.18	10 ea
191620	n/a	3/8"	2"	6,200	1,550	.20	10 ea
191625	n/a	3/8"	2-1/2"	6,200	1,550	.24	10 ea
191632	n/a	3/8"	3-1/4"	6,200	1,550	.31	10 ea
191725	n/a	7/16"	2-1/2"	8,500	2,125	.38	10 ea



D-RING

Formed 304 Stainless Steel



Bulk	Display	A	B	C	Wt.(lb.)	Std. Pack
191830	n/a	3/16"	15/16"	1-1/16"	.03	10 ea
191831	n/a	3/16"	1-1/2"	1-3/4"	.06	10 ea
191832	n/a	3/16"	2"	2-3/8"	.08	10 ea
191840	n/a	1/4"	1-5/16"	1-1/2"	.06	10 ea
191841	n/a	1/4"	1-3/4"	2"	.08	10 ea
191842	n/a	1/4"	2-1/8"	2-3/8"	.11	10 ea
191843	n/a	1/4"	2-3/8"	2-3/4"	.13	10 ea
191851	n/a	5/16"	1-3/4"	2"	.12	10 ea
191852	n/a	5/16"	2-3/8"	2-3/4"	.20	10 ea
191853	n/a	5/16"	2-5/8"	3-1/8"	.25	10 ea

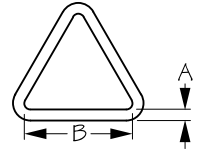
D-Rings are used primarily as a lashing point for light loads or tie-down applications. Used in conjunction with a metal pad eye. Ideal for attaching ropes, chains, or straps. Constructed of corrosion resistant formed 304 stainless steel.

3 Rigging Hardware



TRIANGLE RING

Formed 304 Stainless Steel

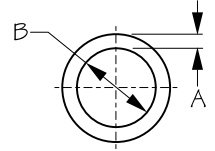


Bulk	Display	A	B	Wt.(lb.)	Std. Pack
191921	n/a	1/8"	1-1/8"	.02	10 ea
191943	n/a	1/4"	1-1/2"	.08	10 ea
191953	n/a	5/16"	2"	.16	10 ea



ROUND RING

Die Cast Manganese Bronze

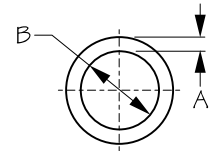


Bulk	Display	A	B	Wt.(lb.)	Std. Pack
192027	n/a	3/16"	1-1/16"	.03	10 ea
192029	n/a	3/16"	1-1/8"	.04	10 ea
192038	n/a	1/4"	1-1/2"	.07	10 ea



ROUND RING

Formed Steel Hot Dipped Galvanized

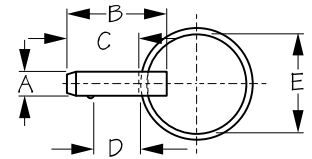


Bulk	Display	A	B	Wt.(lb.)	Std. Pack
192415	n/a	1/4"	1-1/2"	.09	10 ea
192420	n/a	1/4"	2"	.11	10 ea
192425	n/a	1/4"	2-1/2"	.13	10 ea
192520	n/a	5/16"	2"	.17	10 ea
192525	n/a	5/16"	2-1/2"	.18	10 ea
192530	n/a	5/16"	3"	.19	10 ea
192625	n/a	3/8"	2-1/2"	.21	10 ea
192630	n/a	3/8"	3"	.30	10 ea
192830	n/a	1/2"	3"	.70	10 ea
192840	n/a	1/2"	4"	.80	10 ea
192940	n/a	5/8"	4"	1.34	10 ea
192950	n/a	5/8"	5"	1.63	10 ea



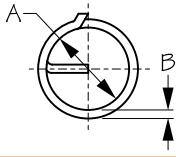
RELEASE PIN

Formed 304 Stainless Steel



Bulk	Display	A	B	C	D	E	Wt.(lb.)	Std. Pack
193410	193410-1	1/4"	1"	3/4"	7/16"	1"	.02 / .04	10 ea / 10 pr
193415	193415-1	1/4"	1-1/2"	1-1/4"	7/8"	1"	.03 / .06	10 ea / 10 pr
193420	193420-1	1/4"	2-1/16"	1-7/8"	1-1/2"	1"	.04 / .08	10 ea / 10 pr
193425	193425-1	1/4"	2-1/2"	2-3/16"	1-15/16"	1"	.04 / .08	10 ea / 10 pr

Standard duty detent Release Pins are ideal for basic holding and removal applications that don't require a positive locking ball feature. These quick release pins are activated by a push or pull motion. The detent ball depresses and springs up for "quick release" applications. This robust, durable design is suitable for repetitive-use applications. Ideal for anchor clevis fittings, hinge pins, or to replace cotter pins where frequent removal is necessary. Includes split ring for attachment of optional lanyard. Constructed of corrosion resistant formed 304 stainless steel.

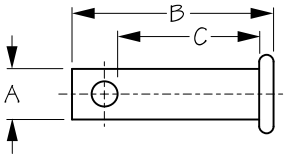


SPLIT RING

Formed 316 Stainless Steel



Bulk	Display	A	B	Pcs. Per Set	Wt.(lb.)	Std. Pack
193561	n/a	11/32"	1/32"	n/a	.01	20 ea
193562	193562-1	15/32"	1/16"	4	.01 / .04	20 ea / 10 sets
193563	193563-1	5/8"	1/16"	4	.01 / .04	20 ea / 10 sets
193564	193564-1	3/4"	3/32"	3	.01 / .03	20 ea / 10 sets

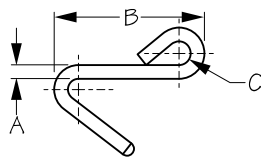


CLEVIS PIN

Formed 316 Stainless Steel



Bulk	Display	A	B	C	Wt.(lb.)	Std. Pack
193605	193605-1	3/16" - 5 mm	3/4"	9/16"	.01	10 ea
193606	193606-1	1/4" - 6 mm	7/8"	5/8"	.01	10 ea
193608	193608-1	5/16" - 8 mm	1"	3/4"	.03	10 ea
193610	193610-1	3/8" - 10 mm	1-1/8"	7/8"	.04	10 ea
193611	193611-1	7/16" - 11 mm	1-5/16"	15/16"	.05	10 ea
193612	193612-1	1/2" - 12 mm	1-3/8"	1"	.33	10 ea
193614	193614-1	9/16" - 13 mm	1-3/4"	1-7/16"	.43	10 ea

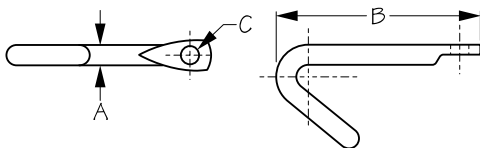


CUNNINGHAM HOOK

Formed 304 Stainless Steel



Bulk	Display	A	B	C	Wt.(lb.)	Std. Pack
195110	195110-1	1/4"	2-9/16"	7/16"	.09	10 ea

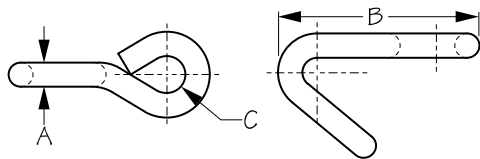


LASHING HOOK

Formed 304 Stainless Steel



Bulk	Display	A	B	C	Wt.(lb.)	Std. Pack
195210	195210-1	5/16"	2-3/4"	1/4"	.11	10 ea

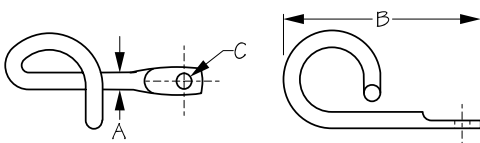


REEFING HOOK

Formed 304 Stainless Steel



Bulk	Display	A	B	C	Wt.(lb.)	Std. Pack
195310	195310-1	5/16"	2-1/2"	1/2"	.09	10 ea
195320	195320-1	3/8"	3-1/2"	1/2"	.23	10 ea



MAIN SAIL HOOK

Formed 304 Stainless Steel



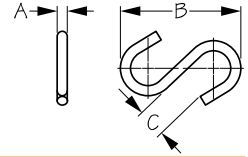
Bulk	Display	A	B	C	Wt.(lb.)	Std. Pack
195410	195410-1	5/16"	3-3/4"	1/4"	.17	10 ea

3 Rigging Hardware



S-HOOK

Formed 304 Stainless Steel

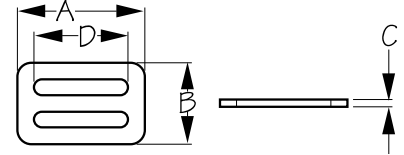


Bulk	Display	A	B	C	Wt.(lb.)	Std. Pack
198105	198105-1	3/16"	2-3/16"	5/8"	.03	10 ea



WEBBING SLIDE

Stamped 304 Stainless Steel

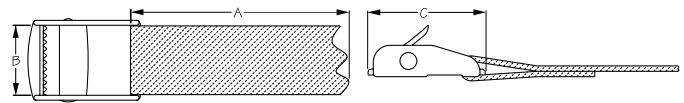


Bulk	Display	A	B	C	D	Wt.(lb.)	Std. Pack
199011	n/a	1-3/8"	7/8"	1/16"	1"	.01	10 ea
199012	n/a	2-1/2"	1-1/4"	1/16"	2"	.04	10 ea
199013	n/a	2-1/2"	1-1/4"	1/8"	2"	.06	10 ea



WEBBING CAM BUCKLE STRAP

Cast 304 Stainless Steel/Nylon Webbing



Bulk	Display	A	B	C	Type	Wt.(lb.)	Std. Pack
199101	199101-1	Buckle Only	1"	1-3/4"	Light Duty	.08	10 ea
199102	199102-1	Buckle Only	1"	1-3/4"	Heavy Duty	.10	10 ea
199121	199121-1	8 Feet	1"	1-3/4"	Light Duty	.35	10 ea
199122	199122-1	8 Feet	1"	1-3/4"	Heavy Duty	.37	10 ea

These Webbing Cam Buckle Straps are 8' long. The light duty buckle has a working load limit of 550 pounds and the heavy duty buckle has a working load limit of 880 pounds. Buckles available with or without webbing strap attached. Constructed of corrosion resistant cast 304 stainless steel with a nylon webbing strap.

World Class 316 STAINLESS STEEL HARDWARE

- A full range of top-of-the-line quality stainless steel items
- More than 100 different cleats with all sizes up to 24"
- Over 140 different styles and sizes of hinges
- Deck hardware
- Rod holders
- Shackles, snaps, and thimbles
- Vents
- And hundreds more





4

-
- | | |
|------------------|-----------------|
| Hinges | Handles |
| Barrel Bolts | Latches |
| Door Accessories | Steering Wheels |

2005

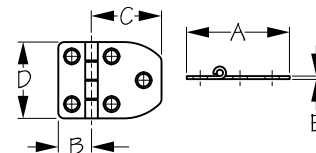
Cabinet Hardware

4 Cabinet Hardware



SHORT SIDE DOOR HINGE

Stamped 304 Stainless Steel



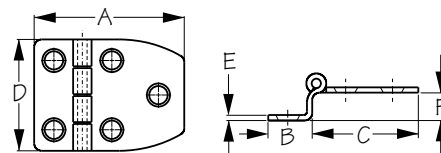
Bulk	Display	A	B	C	D	E	Fastener	Wt.(lb.)	Std. Pack
201020	201020-1	2"	1 1/16"	1-5/16"	1-1/2"	1.5 mm	#8 FH	.05 / .10	10 ea / 10 pr

This Short Side Door Hinge is great for interior and exterior applications such as cabinets, hatches, folding tables, or seats where mounting space is tight. Constructed of corrosion resistant stamped 304 stainless steel. Installs with five #8 FH fasteners (not included).



OFFSET SHORT SIDE DOOR HINGE

Stamped 304 Stainless Steel



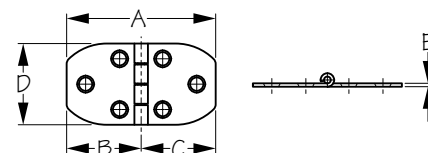
Bulk	Display	A	B	C	D	E	F	Fastener	Wt.(lb.)	Std. Pack
201025	201025-1	2"	5/8"	1-3/8"	1-1/2"	1/16"	3/8"	#8 FH	.10 / .20	10 ea / 10 pr

This Offset Short Side Door Hinge is great for interior and exterior applications such as cabinets, hatches, folding tables, or seats where mounting space is tight. Designed to be mounted on the front surface of a raised door. Constructed of corrosion resistant stamped 304 stainless steel. Installs with five #8 FH fasteners (not included).



DOOR HINGE

Stamped 304 Stainless Steel



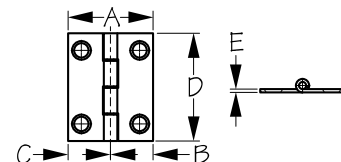
Bulk	Display	A	B	C	D	E	Fastener	Wt.(lb.)	Std. Pack
201030	201030-1	2-3/4"	1-3/8"	1-3/8"	1-1/2"	1.5 mm	#8 FH	.07 / .14	10 ea / 10 pr

These Door Hinges are constructed of corrosion resistant stamped 304 stainless steel to withstand the harsh marine environment. Installs with six #8 FH fasteners (not included).



BUTT HINGE

Stamped 304 Stainless Steel



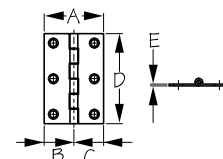
Bulk	Display	A	B	C	D	E	Fastener	Wt.(lb.)	Std. Pack
201070	201070-1	1-1/4"	5/8"	5/8"	1-1/2"	1.5 mm	#8 FH	.03 / .06	10 ea / 10 pr
201071	201071-1	1-1/2"	3/4"	3/4"	2"	1.5 mm	#8 FH	.06 / .12	10 ea / 10 pr
201072	201072-1	2"	1"	1"	2"	1.5 mm	#8 FH	.07 / .14	10 ea / 10 pr

These Butt Hinges consist of two rectangular leaves that attach to the abutting surfaces of a door and door jamb. Designed to be mortised for a flush installation. Constructed of corrosion resistant stamped 304 stainless steel. Installs with four #8 FH fasteners (not included).



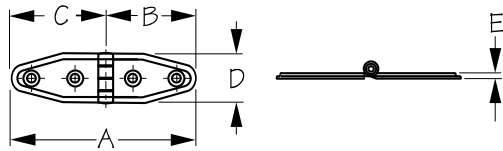
BUTT HINGE

Stamped 304 Stainless Steel



Bulk	Display	A	B	C	D	E	Fastener	Wt.(lb.)	Std. Pack
201080	201080-1	2"	1"	1"	3"	1.5 mm	#8 FH	.11 / .22	10 ea / 10 pr
201081	201081-1	3"	1-1/2"	1-1/2"	3"	1.5 mm	#8 FH	.16 / .32	10 ea / 10 pr

These Butt Hinges consist of two rectangular leaves that attach to the abutting surfaces of a door and door jamb. Designed to be mortised in for a flush installation. Constructed of corrosion resistant stamped 304 stainless steel. Installs with six #8 FH fasteners (not included).



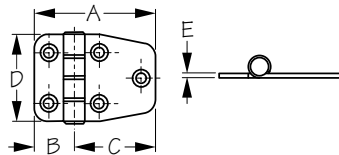
STRAP HINGE

Stamped 304 Stainless Steel



Bulk	Display	A	B	C	D	E	Fastener	Wt.(lb.)	Std. Pack
201134	201134-1	4"	2"	2"	1-1/8"	1/8"	#8 FH	.08 / .16	10 ea / 10 pr
201136	201136-1	6-1/8"	3-1/16"	3-1/16"	1-1/8"	1/8"	#8 FH	.11 / .22	10 ea / 10 pr

These Strap Hinges consist of two long narrow leaves extending from a single knuckle. Commonly used for surface mounting dock box lids, fish holds, etc. They are good for outdoor applications where the hinges will be in frequent use. Constructed of corrosion resistant stamped 304 stainless steel. Installs with #8 fasteners (not included).



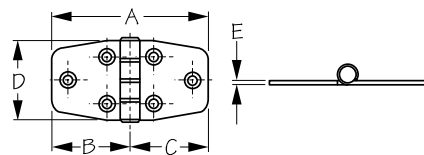
SHORT SIDE DOOR HINGE

Stamped 304 Stainless Steel



Bulk	Display	A	B	C	D	E	Fastener	Wt.(lb.)	Std. Pack
201510	201510-1	2-1/8"	11/16"	1-7/16"	1-1/2"	1/16"	#8 FH	.09 / .18	10 ea / 10 pr

These Short Side Door Hinges are great for interior and exterior applications such as cabinets, hatches, folding tables, or seats where mounting space is tight. Constructed of corrosion resistant stamped 304 stainless steel. Installs with five #8 FH fasteners (not included).



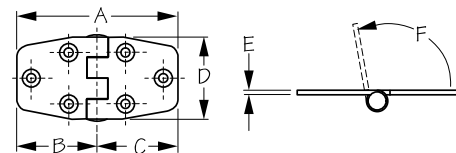
DOOR HINGE

Stamped 304 Stainless Steel



Bulk	Display	A	B	C	D	E	Fastener	Wt.(lb.)	Std. Pack
201530	201530-1	2-7/8"	1-7/16"	1-7/16"	1-1/2"	1/16"	#8 FH	.11 / .22	10 ea / 10 pr
201531	201531-1	3-15/16"	1-7/8"	1-7/8"	1-1/2"	1/16"	#8 FH	.13 / .26	10 ea / 10 pr

These Door Hinges are constructed of corrosion resistant stamped 304 stainless steel to withstand the harsh marine environment. Installs with six #8 FH fasteners (not included).



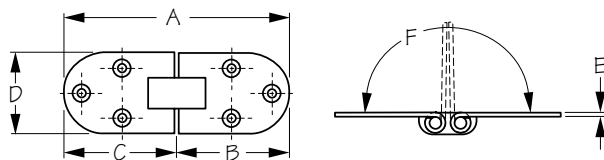
FLUSH DOOR HINGE

Stamped 304 Stainless Steel



Bulk	Display	A	B	C	D	E	F	Fastener	Wt.(lb.)	Std. Pack
201535	201535-1	2-7/8"	1-7/16"	1-7/16"	1-1/2"	1/16"	100°	#8 FH	.11 / .22	10 ea / 10 pr

This Flush Door Hinge features a knuckle that sits below the mounting surface, creating a smooth, flat design perfect for deck surfaces or where lines might snag. In door applications, they fit flush with the frame and are completely invisible in the closed position giving cabinet fronts a sleek, clean look. 100° of motion. Ideal for recessed deck hatches or lids. Constructed of corrosion resistant stamped 304 stainless steel. Installs with six #8 FH fasteners (not included).



FLUSH TWO PIN HINGE - LONG

Stamped 304 Stainless Steel



Bulk	Display	A	B	C	D	E	F	Fastener	Wt.(lb.)	Std. Pack
201550	201550-1	3-1/4"	1-5/8"	1-5/8"	1-3/16"	1/16"	180°	#6 FH	.09 / .18	10 ea / 10 pr

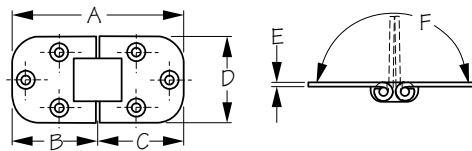
This Long Flush Two Pin Hinge opens 180°, making it ideal for folding tables or doors that must fold back flat. Constructed of corrosion resistant stamped 304 stainless steel. Installs with six #6 FH fasteners (not included).

4 Cabinet Hardware



FLUSH TWO PIN HINGE

Stamped 304 Stainless Steel



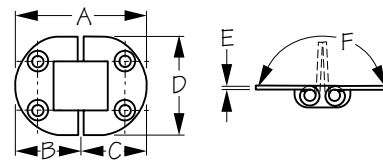
Bulk	Display	A	B	C	D	E	F	Fastener	Wt.(lb.)	Std. Pack
201551	201551-1	3"	1-1/2"	1-1/2"	1-1/2"	1/16"	180°	#8 FH	.13 / .26	10 ea / 10 pr

This Flush Two Pin Hinge opens 180°, making it ideal for folding tables or doors that must fold back flat. Constructed of corrosion resistant stamped 304 stainless steel. Installs with six #8 FH fasteners (not included).



ROUND SIDE TWO PIN HINGE

Stamped 304 Stainless Steel



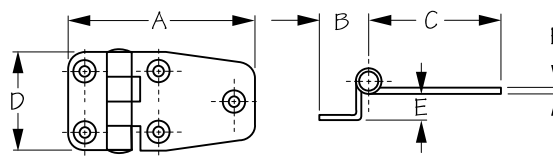
Bulk	Display	A	B	C	D	E	F	Fastener	Wt.(lb.)	Std. Pack
201554	201554-1	2"	1"	1"	1-1/2"	1/16"	180°	#8 FH	.10 / .20	10 ea / 10 pr
201555	201555-1	3"	1-1/2"	1-1/2"	1-1/2"	1/16"	180°	#8 FH	.12 / .24	10 ea / 10 pr

These Round Side Two Pin Hinges opens 180°, making them ideal for folding tables or doors that must fold back flat. Good for use in tight spaces. Constructed of corrosion resistant stamped 304 stainless steel. Installs with #8 FH fasteners (not included).



OFFSET SHORT SIDE DOOR HINGE

Stamped 304 Stainless Steel



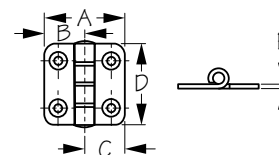
Bulk	Display	A	B	C	D	E	F	Fastener	Wt.(lb.)	Std. Pack
201570	201570-1	2-3/4"	3/4"	2"	1-1/2"	3/8"	1/16"	#8 FH	.12 / .24	10 ea / 10 pr
201572	201572-1	2-1/2"	5/8"	1-7/8"	1-1/2"	3/4"	1/16"	#8 FH	.13 / .26	10 ea / 10 pr

These Offset Short Side Door Hinges are designed to allow more open access by moving the pivot point of the door further away from the hinge. This simple solution provides extra clearance while avoiding the need to create a larger opening by installing a new door frame. Surface mounted on the front side of a raised door, they are used where the hinge does not need to be concealed. Constructed of corrosion resistant 304 stamped stainless steel. Installs with five #8 FH fasteners (not included).



BUTT HINGE

Stamped 304 Stainless Steel



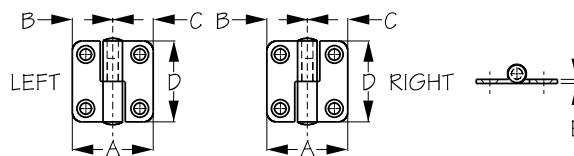
Bulk	Display	A	B	C	D	E	Fastener	Wt.(lb.)	Std. Pack
201580	201580-1	1-3/8"	11/16"	11/16"	1-1/2"	1/16"	#8 FH	.08 / .16	10 ea / 10 pr
201582	201582-1	2"	1"	1"	2"	1/16"	#8 FH	.09 / .18	10 ea / 10 pr

These Butt Hinges consist of two rectangular leaves that attach to the abutting surfaces of a door and door jamb. Usually mortised or recessed into both surfaces they are joined together by a hinge pin. Constructed of corrosion resistant stamped 304 stainless steel. Installs with four #8 FH fasteners (not included).



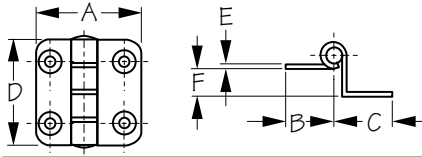
TAKE-APART HINGE

Stamped 304 Stainless Steel



Bulk	Display	A	B	C	D	E	Side	Fastener	Wt.(lb.)	Std. Pack
201585	n/a	1-1/2"	3/4"	3/4"	1-1/2"	1/16"	Right	#10 FH	.07	10 ea
201586	n/a	1-1/2"	3/4"	3/4"	1-1/2"	1/16"	Left	#10 FH	.07	10 ea

Take-Apart Hinges allow a door or lid to be removed after installation without having to remove the fasteners. Designed for situations where occasional removal may be required for easy stowing or cleaning. Constructed of corrosion resistant stamped 304 stainless steel. Installs with four #10 FH fasteners (not included). Right side hinge (201585) pictured.



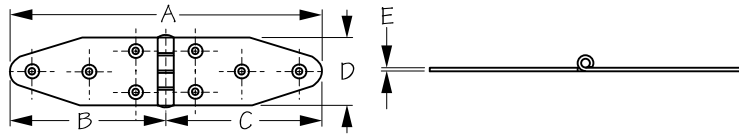
OFFSET BUTT HINGE

Stamped 304 Stainless Steel



Bulk	Display	A	B	C	D	E	F	Fastener	Wt.(lb.)	Std. Pack
201590	201590-1	1-1/2"	3/4"	3/4"	1-1/2"	1/16"	3/8"	#8 FH	.09 / .18	10 ea / 10 pr

These Offset Butt Hinges are designed to be mounted on the front surface of a raised door with a 3/8" offset on one side. Constructed of corrosion resistant stamped 304 stainless steel. Installs with four #8 FH fasteners (not included).



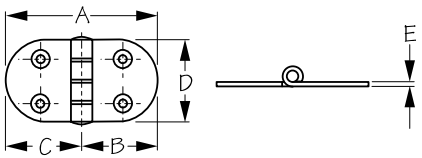
HEAVY DUTY STRAP HINGE

Stamped 304 Stainless Steel



Bulk	Display	A	B	C	D	E	Fastener	Wt.(lb.)	Std. Pack
201620	201620-1	7-1/8"	3-9/16"	3-9/16"	1-5/8"	1/16"	#8 FH	.23 / .46	10 ea / 10 pr

This Heavy Duty Strap Hinge consists of two long narrow leaves of equal length extending from a single knuckle. Commonly used for gates, dock box lids, fish holds, etc. They are good for outdoor applications where the hinges will be used frequently. Constructed of corrosion resistant stamped 304 stainless steel. Surface mounted with eight #8 fasteners (not included).



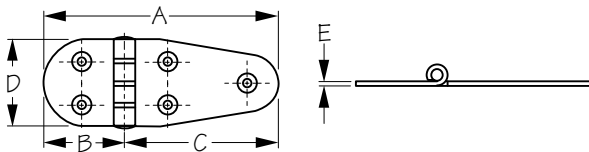
ROUND SIDE DOOR HINGE - SHORT

Stamped 304 Stainless Steel



Bulk	Display	A	B	C	D	E	Fastener	Wt.(lb.)	Std. Pack
201700	201700-1	2-3/4"	1-3/8"	1-3/8"	1-1/2"	1/16"	#8 FH	.12 / .24	10 ea / 10 pr

This Short Round Side Door Hinge is ideal for cabinet doors in tight spaces. Constructed of corrosion resistant stamped 304 stainless steel. Installs with four #8 FH fasteners (not included).



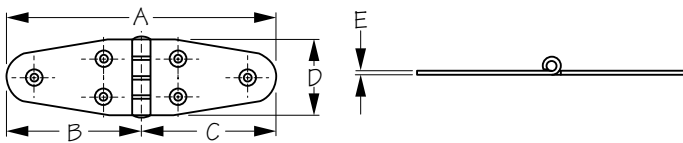
ROUND SIDE DOOR HINGE - MEDIUM

Stamped 304 Stainless Steel



Bulk	Display	A	B	C	D	E	Fastener	Wt.(lb.)	Std. Pack
201710	201710-1	4-1/16"	1-3/8"	2-11/16"	1-1/2"	1/16"	#8 FH	.15 / .30	10 ea / 10 pr

This Medium Round Side Door Hinge is ideal for cabinet doors. Constructed of corrosion resistant stamped 304 stainless steel. Installs with five #8 FH fasteners (not included).



ROUND SIDE DOOR HINGE - LONG

Stamped 304 Stainless Steel



Bulk	Display	A	B	C	D	E	Fastener	Wt.(lb.)	Std. Pack
201720	201720-1	5-3/8"	2-11/16"	2-11/16"	1-1/2"	1/16"	#8 FH	.17 / .34	10 ea / 10 pr

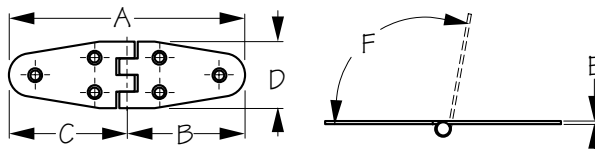
This Long Round Side Door Hinge is ideal for cabinet doors. Constructed of corrosion resistant stamped 304 stainless steel. Installs with six #8 FH fasteners (not included).

4 Cabinet Hardware



FLUSH MOUNT ROUND SIDE DOOR HINGE

Stamped 304 Stainless Steel



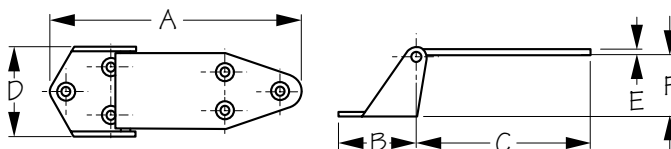
Bulk	Display	A	B	C	D	E	F	Fastener	Wt.(lb.)	Std. Pack
201725	201725-1	5-3/8"	2-11/16"	2-11/16"	1-1/2"	1/16"	100°	#8 FH	.16 / .32	10 ea / 10 pr

This Flush Mount Round Side Door Hinge features a knuckle that sits below the mounting surface, creating a smooth, flat design perfect for deck surfaces or where lines might snag. In door applications, they fit flush with the frame and are completely invisible in the closed position giving cabinet fronts a sleek, clean look. 100° of motion. Ideal for recessed deck hatches or lids. Constructed of corrosion resistant stamped 304 stainless steel. Installs with six #8 FH fasteners (not included).



OFFSET HEAVY DUTY HINGE

Stamped 304 Stainless Steel



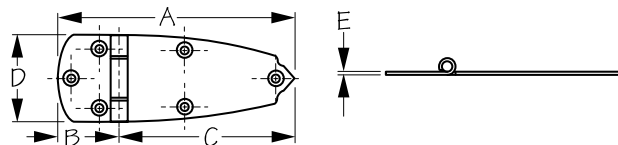
Bulk	Display	A	B	C	D	E	F	Fastener	Wt.(lb.)	Std. Pack
201730	201730-1	5-1/4"	1-5/8"	3-5/8"	1-13/16"	1/16"	1-1/4"	#8 FH	.30 / .60	5 ea / 5 pr

These Offset Heavy Duty Hinges are designed to allow more open access by moving the pivot point of the door further away from the hinge. Designed to be surface mounted on the front side of a raised door. Used in applications where the hinge does not need to be concealed. Constructed of corrosion resistant stamped 304 stainless steel. Installs with six #8 FH fasteners (not included).



SHORT SIDE DOOR HINGE

Stamped 304 Stainless Steel



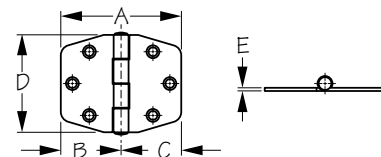
Bulk	Display	A	B	C	D	E	Fastener	Wt.(lb.)	Std. Pack
201750	201750-1	6"	1-1/2"	4-1/2"	2-1/4"	1/16"	#10 FH	.15 / .30	10 ea / 10 pr

This Short Side Door Hinge is great for interior and exterior applications. Designed to be used where mounting space is tight on one side, but added weight would make a longer bracket beneficial on the other. Constructed of corrosion resistant stamped 304 stainless steel. Installs with six #10 FH fasteners (not included).



HEAVY DUTY HINGE

Stamped 304 Stainless Steel



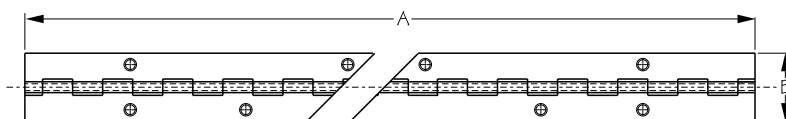
Bulk	Display	A	B	C	D	E	Fastener	Wt.(lb.)	Std. Pack
201800	201800-1	2-7/8"	1-7/16"	1-7/16"	2-3/8"	1/16"	#12 FH	.18 / .36	10 ea / 10 pr
201801	201801-1	2-7/8"	1-7/16"	1-7/16"	2-15/16"	1/16"	#12 FH	.22 / .44	10 ea / 10 pr
201805	201805-1	6"	3"	3"	2-15/16"	1/16"	1/4" FH	.19 / .37	10 ea / 10 pr

These Heavy Duty Hinges are constructed of corrosion resistant stamped 304 stainless steel to withstand the harsh marine environment. Installs with FH fasteners (not included).



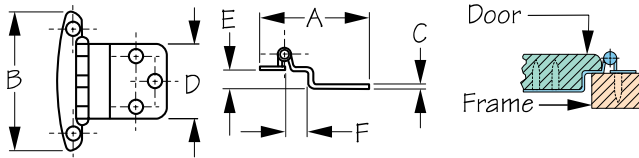
PIANO HINGE

Stamped 304 Stainless Steel




Bulk	Display	A	B	Fastener	Wt.(lb.)	Std. Pack
201850	n/a	36"	1-1/4"	#10 FH	.58	5 ea

This Piano Hinge (or continuous hinge) is used for applications where a longer length is desirable. The longer length affords more surface to hinge connection, allowing heavier weights to be supported with a lighter gauge hinge. Can also be cut to create custom lengths. Constructed of corrosion resistant stamped 304 stainless steel. Installs with #10 FH fasteners (not included).



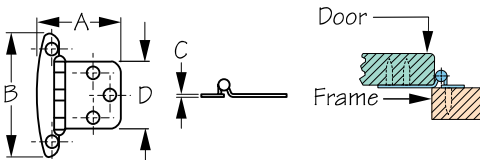
SEMI-CONCEALED HINGE

Stamped 304 Stainless Steel or Polished Brass



Bulk	Display	A	B	C	D	E	F	Material	Wt.(lb.)	Std. Pack
201914	201914-1	2-3/16"	2-3/4"	1/16"	1-1/2"	3/8"	1/2"	Stainless	.08 / .16	10 ea / 10 pr
201915	201915-1	2-3/16"	2-3/4"	1/16"	1-1/2"	3/8"	1/2"	Brass	.08 / .16	10 ea / 10 pr
201916	201916-1	2-3/16"	2-3/4"	1/16"	1-1/2"	3/8"	9/16"	Stainless	.08 / .16	10 ea / 10 pr

Semi-Concealed Hinges are mounted on the back surface of a door with a corresponding 3/8" offset mortised into the edge of the door. Constructed of corrosion resistant stamped 304 stainless steel or polished brass. Installs with five #6 RH screws (not included).



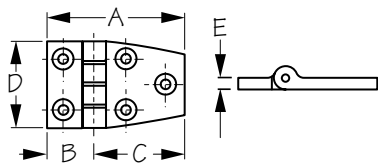
FLUSH MOUNT CONCEALED HINGE

Stamped 304 Stainless Steel



Bulk	Display	A	B	C	D	Material	Fastener	Wt.(lb.)	Std. Pack
201954	201954-1	1-7/8"	2-3/4"	1/16"	1-1/2"	Stainless	#6 FH	.03 / .06	10 ea / 10 pr

Flush Mount Concealed Hinges are designed to keep the hinge out of sight when the door is closed. Constructed of corrosion resistant stamped 304 stainless steel. Installs with five #6 FH fasteners (not included).



SHORT SIDE DOOR HINGE

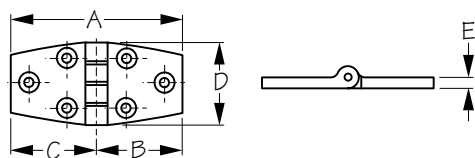
Injection Molded Fiberglass Nylon/Stainless Steel Pin



Bulk	Display	A	B	C	D	E	Color	Fastener	Wt.(lb.)	Std. Pack
202510	202510-1	2-1/4"	3/4"	1-1/2"	1-3/8"	3/16"	Black	#8 FH	.03 / .06	10 ea / 10 pr
202511	202511-1	2-1/4"	3/4"	1-1/2"	1-3/8"	3/16"	White	#8 FH	.03 / .06	10 ea / 10 pr

These economical Short Side Door Hinges are great for interior and exterior applications such as cabinets, hatches, folding tables, or seats where mounting space is tight. Constructed of UV resistant injection molded fiberglass nylon with a corrosion resistant stainless steel pin. They are practically indestructible! Installs with five #8 FH fasteners (not included). Can be used in conjunction with a Backing Plate (202539) for added rigidity and strength.

- Available in custom colors for large volume orders.



DOOR HINGE

Injection Molded Fiberglass Nylon/Stainless Steel Pin



Bulk	Display	A	B	C	D	E	Color	Fastener	Wt.(lb.)	Std. Pack
202530	202530-1	3"	1-1/2"	1-1/2"	1-3/8"	3/16"	Black	#8 FH	.04 / .08	10 ea / 10 pr
202531	202531-1	3"	1-1/2"	1-1/2"	1-3/8"	3/16"	White	#8 FH	.04 / .08	10 ea / 10 pr

These Door Hinges are great for interior and exterior applications. Constructed of UV resistant injection molded fiberglass nylon with a corrosion resistant stainless steel pin. They are practically indestructible! Installs with six #8 FH fasteners (not included). Can be used in conjunction with a Backing Plate (202539) for added rigidity and strength.

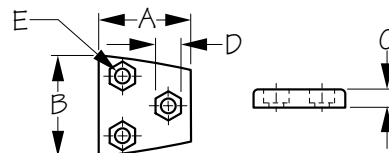
- Available in custom colors for large volume orders.

4 Cabinet Hardware



BACKING PLATE FOR DOOR HINGE

Injection Molded Fiberglass Nylon



Bulk	Display	A	B	C	D	E	Wt.(lb.)	Std. Pack
202539	n/a	1-1/4"	1-3/8"	1/4"	11/32"	3/16"	.01	20 ea

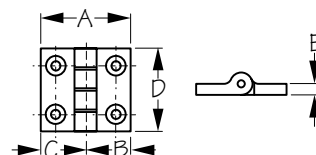
These Backing Plates are ideal for use on thick hatch covers which may break when using nuts and washers alone. For use where more rigidity and strength are required. Constructed of UV resistant injection molded fiberglass nylon. Installs with three hex nuts. This part can be used with 202510, 202511, 202530, 202531, 205310, & 205350.

- Available in custom colors for large volume orders.



BUTT HINGE

Injection Molded Fiberglass Nylon/Stainless Steel Pin



Bulk	Display	A	B	C	D	E	Color	Fastener	Wt.(lb.)	Std. Pack
202580	202580-1	1-1/2"	3/4"	3/4"	1-3/8"	3/16"	Black	#8 FH	.03 / .06	10 ea / 10 pr
202581	202581-1	1-1/2"	3/4"	3/4"	1-3/8"	3/16"	White	#8 FH	.03 / .06	10 ea / 10 pr

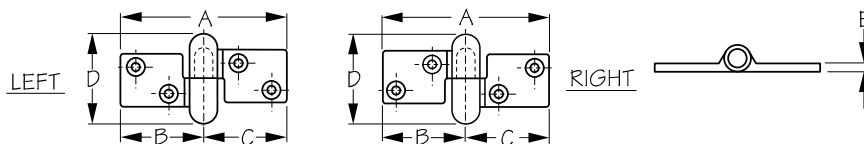
These Butt Hinges consist of two rectangular leaves that attach to the abutting surfaces of a door and door jamb. Usually mortised or recessed into both surfaces, they are joined together by a hinge pin. Constructed of UV resistant injection molded fiberglass nylon with a corrosion resistant stainless steel pin. Installs with four #8 FH fasteners (not included).

- Available in custom colors for large volume orders.



TAKE-APART HINGE

Forged Brass Chrome Plated



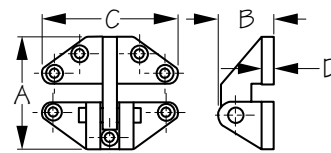
Bulk	Display	A	B	C	D	E	Side	Fastener	Wt.(lb.)	Std. Pack
204278	204278-1	3-7/8"	1-15/16"	1-15/16"	2"	3/16"	Left	#10 FH	.36 / .72	10 ea / 10 pr
204279	204279-1	3-7/8"	1-15/16"	1-15/16"	2"	3/16"	Right	#10 FH	.36 / .72	10 ea / 10 pr

These Take-Apart Hinges allow a door or lid to be removed after installation without having to remove the fasteners. Designed for situations where occasional removal may be required for easy stowing or cleaning. These chrome plated forged brass hinges can be used horizontally or vertically. Surface mounts with four #10 FH fasteners (not included). Left side hinge (204278) pictured.



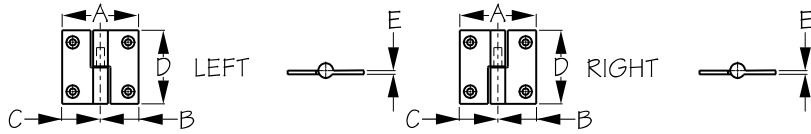
HATCH HINGE

Forged Brass Chrome Plated



Bulk	Display	A	B	C	D	Fastener	Wt.(lb.)	Std. Pack
204280	204280-1	2-1/2"	1-1/4"	3"	1/4"	#10 FH	.55	10 ea
OP20401	n/a	Replacement Clevis Pin and Split Ring					.02	10 ea

Heavy Duty Hatch Hinge features a removable clevis pin with split ring for easy separation. Designed with stop to hold hatch in upright position when open. Constructed of chrome plated forged brass for corrosion resistance and durability. Installs with seven #10 FH fasteners (not included). Sold Individually.



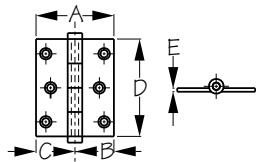
TAKE-APART BUTT HINGE

Cast Brass or Chrome Plated Brass



Bulk	Display	A	B	C	D	E	Finish	Side	Wt.(lb.)	Std. Pack
204510	204510-1	1-1/2"	3/4"	3/4"	1-1/2"	1/16"	Chrome	Right	.07 / .14	10 ea / 10 pr
204511	204511-1	1-1/2"	3/4"	3/4"	1-1/2"	1/16"	Brass	Right	.07 / .14	10 ea / 10 pr
204515	204515-1	1-1/2"	3/4"	3/4"	2"	1/16"	Chrome	Right	.09 / .18	10 ea / 10 pr
204516	204516-1	1-1/2"	3/4"	3/4"	2"	1/16"	Brass	Right	.09 / .18	10 ea / 10 pr
204520	204520-1	1-1/2"	3/4"	3/4"	2-3/4"	1/16"	Chrome	Right	.14 / .28	10 ea / 10 pr
204521	204521-1	1-1/2"	3/4"	3/4"	2-3/4"	1/16"	Brass	Right	.14 / .28	10 ea / 10 pr
204510L	204510L-1	1-1/2"	3/4"	3/4"	1-1/2"	1/16"	Chrome	Left	.07 / .14	10 ea / 10 pr
204511L	204511L-1	1-1/2"	3/4"	3/4"	1-1/2"	1/16"	Brass	Left	.07 / .14	10 ea / 10 pr
204515L	204515L-1	1-1/2"	3/4"	3/4"	2"	1/16"	Chrome	Left	.09 / .18	10 ea / 10 pr
204516L	204516L-1	1-1/2"	3/4"	3/4"	2"	1/16"	Brass	Left	.09 / .18	10 ea / 10 pr
204520L	204520L-1	1-1/2"	3/4"	3/4"	2-3/4"	1/16"	Chrome	Left	.14 / .28	10 ea / 10 pr
204521L	204521L-1	1-1/2"	3/4"	3/4"	2-3/4"	1/16"	Brass	Left	.14 / .28	10 ea / 10 pr

Take-Apart Butt Hinges allow a door or lid to be removed after installation without having to remove the fasteners. Designed for situations where occasional removal may be required for easy stowing or cleaning. Great for use on hatches, doors, dining table leaves, engine covers, chart tables, & ladders. Can be used horizontally or vertically. Use two left hand or two right hand hinges for quick removal, no tools required, or use a left and a right together as a heavy duty non-take-apart hinge set. Constructed of cast brass with a plain polished or chrome plated finish. Surface mounts with #6 FH fasteners (not included). Right side hinges pictured. 204510(L) & 204511(L) have 4 holes, 204515(L) & 204516(L) have 6 holes, and 204520(L) & 204521(L) have 8 holes.



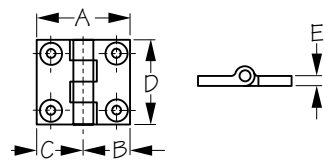
REMOVABLE PIN BUTT HINGE

Cast Brass or Chrome Plated Brass



Bulk	Display	A	B	C	D	E	Finish	Holes	Wt.(lb.)	Std. Pack
204610	n/a	1-5/8"	13/16"	13/16"	1-5/8"	1/16"	Chrome	4	.08	10 ea
204611	n/a	1-5/8"	13/16"	13/16"	1-5/8"	1/16"	Brass	4	.08	10 ea
204620	204620-1	2"	1"	1"	2"	1/16"	Chrome	4	.13 / .26	10 ea / 10 pr
204621	204621-1	2"	1"	1"	2"	1/16"	Brass	4	.13 / .26	10 ea / 10 pr
204630	204630-1	2-1/2"	1-1/4"	1-1/4"	2-1/2"	1/16"	Chrome	6	.25 / .50	10 ea / 10 pr
204631	204631-1	2-1/2"	1-1/4"	1-1/4"	2-1/2"	1/16"	Brass	6	.25 / .50	10 ea / 10 pr

These Removable Pin Butt Hinges are designed to be mortised in for a flush installation between door and door jamb. They feature a removable pin for applications where occasional removal may be required for easy stowing or cleaning. Constructed of cast brass with a plain polished or chrome plated finish. Installs with either four #6 or six #8 FH fasteners (not included). 204610, 204611, 204620, and 204621 use #6 fasteners. 204630 and 204631 use #8 fasteners.



BUTT HINGE

Investment Cast 316 Stainless Steel



Bulk	Display	A	B	C	D	E	Fastener	Wt.(lb.)	Std. Pack
205140	205140-1	1-5/8"	13/16"	13/16"	1-1/2"	3/16"	#10 FH	.04 / .08	10 ea / 10 pr
205142	205142-1	1-15/16"	15/16"	15/16"	1-15/16"	3/16"	#10 FH	.06 / .12	10 ea / 10 pr

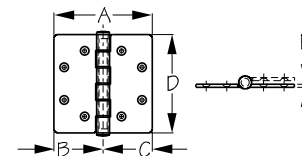
These Butt Hinges consist of two rectangular leaves that attach to the abutting surfaces of a door and door jamb. They are usually mortised in and joined together by a hinge pin. Constructed of corrosion resistant investment cast 316 stainless steel. Installs with four #10 FH fasteners (not included).

4 Cabinet Hardware



HEAVY DUTY BUTT HINGE - TOP PIN/COMMERCIAL PATTERN

Investment Cast 316 Stainless Steel



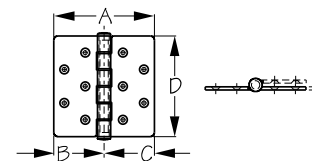
Bulk	Display	A	B	C	D	E	Fastener	Wt.(lb.)	Std. Pack
205225	n/a	4"	2"	2"	4-1/2"	3/16"	1/4" FH	1.50	2 ea
205227	n/a	5-1/2"	2-3/4"	2-3/4"	4-1/2"	3/16"	1/4" FH	1.75	2 ea

These Heavy Duty Butt Hinges with Top Pins are designed for applications where extra strength is required. The integral nylon bearings promote rattle-free, silent movement and give the hinge a smoother action. Commercial ANSI template screw hole pattern. Constructed of corrosion resistant investment cast 316 stainless steel. Installs with eight 1/4" FH fasteners (not included).



HEAVY DUTY BUTT HINGE - TOP PIN

Investment Cast 316 Stainless Steel



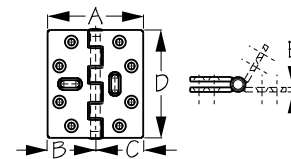
Bulk	Display	A	B	C	D	E	Fastener	Wt.(lb.)	Std. Pack
205228	n/a	6"	3"	3"	6"	3/16"	1/4" FH	2.05	2 ea

This Heavy Duty Butt Hinge with Top Pin is designed for applications where extra strength is required. The integral nylon bearings promote silent, rattle-free movement and give the hinge a smoother action. Constructed of corrosion resistant investment cast 316 stainless steel. Installs with ten 1/4" FH fasteners (not included).



HEAVY DUTY BUTT HINGE - TOP PIN W/ADJUSTMENT SLOTS

Investment Cast 316 Stainless Steel



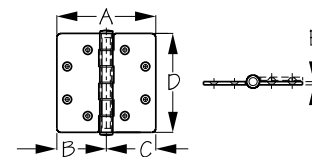
Bulk	Display	A	B	C	D	E	Fastener	Wt.(lb.)	Std. Pack
205225C1	n/a	4"	2"	2"	4-1/2"	3/16"	1/4" FH	1.50	2 ea

This Heavy Duty Butt Hinge with Top Pin is designed for applications where extra strength is required. The integral nylon bearings promote silent, rattle-free movement and give the hinge a smoother action. Slots used for adjustment purposes. Constructed of corrosion resistant investment cast 316 stainless steel. Installs with ten 1/4" FH fasteners (not included).



HEAVY DUTY BUTT HINGE - CENTER PIN/COMMERCIAL PATTERN

Investment Cast 316 Stainless Steel



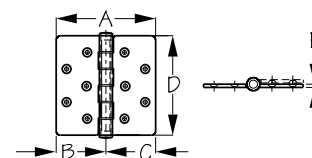
Bulk	Display	A	B	C	D	E	Fastener	Wt.(lb.)	Std. Pack
205235	n/a	4"	2"	2"	4-1/2"	3/16"	1/4" FH	1.50	2 ea
205237	n/a	5-1/2"	2-3/4"	2-3/4"	4-1/2"	3/16"	1/4" FH	1.75	2 ea

These Heavy Duty Butt Hinges with Center Pins are designed to fold flat. For applications where extra strength is required. The integral nylon bearings promote rattle-free, silent movement and give the hinge a smoother action. Commercial ANSI template screw hole pattern. Constructed of corrosion resistant investment cast 316 stainless steel. Installs with eight 1/4" FH fasteners (not included).



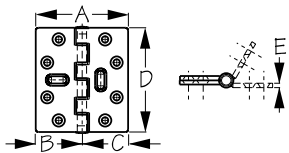
HEAVY DUTY BUTT HINGE - CENTER PIN

Investment Cast 316 Stainless Steel



Bulk	Display	A	B	C	D	E	Fastener	Wt.(lb.)	Std. Pack
205238	n/a	6"	3"	3"	6"	3/16"	1/4" FH	2.29	2 ea

This Heavy Duty Butt Hinge with Center Pin is designed to fold flat. For applications where extra strength is required. The integral nylon bearings promote rattle-free, silent movement and give the hinge a smoother action. Constructed of corrosion resistant investment cast 316 stainless steel. Installs with ten 1/4" FH fasteners (not included).



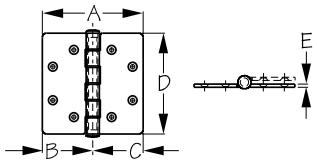
HEAVY DUTY BUTT HINGE - CENTER PIN W/ ADJUSTMENT SLOTS

Investment Cast 316 Stainless Steel




Bulk	Display	A	B	C	D	E	Fastener	Wt.(lb.)	Std. Pack
205236C1	n/a	4-3/4"	2-3/8"	2-3/8"	6"	3/16"	1/4" FH	2.00	2 ea

This Heavy Duty Butt Hinge with Center Pin is designed to fold flat. Slots used for adjustment purposes. For applications where extra strength is required. The integral nylon bearings promote rattle-free, silent movement and give the hinge a smoother action. Constructed of corrosion resistant investment cast 316 stainless steel. Installs with ten 1/4" FH fasteners (not included).



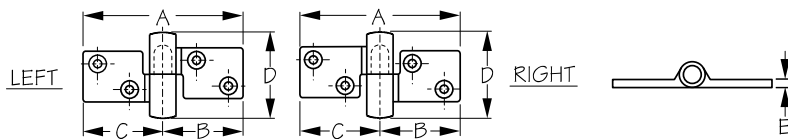
BUTT HINGE WITH BEARINGS/COMMERCIAL PATTERN

Investment Cast 316 Stainless Steel



Bulk	Display	A	B	C	D	E	Fastener	Wt.(lb.)	Std. Pack
205242	n/a	3"	1-1/2"	1-1/2"	3"	1/8"	1/4" FH	.50	2 ea
205243	n/a	3"	1-1/2"	1-1/2"	4"	1/8"	1/4" FH	.57	2 ea
205244	n/a	4"	2"	2"	4"	1/8"	1/4" FH	.72	2 ea
205246	n/a	5"	2-1/2"	2-1/2"	5"	1/8"	1/4" FH	1.07	2 ea

These Butt Hinges with Bearings are designed to disburse weight, compensating for heavier doors and increased use. For applications where extra strength is required. The integral nylon bearings promote rattle-free, silent movement and give the hinge a smoother action. Commercial ANSI template screw hole pattern. Constructed of corrosion resistant investment cast 316 stainless steel. Installs with eight 1/4" FH fasteners (not included).



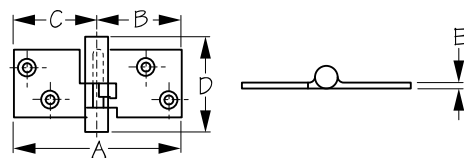
TAKE-APART HINGE

Investment Cast 316 Stainless Steel



Bulk	Display	A	B	C	D	E	Side	Fastener	Wt.(lb.)	Std. Pack
205270	205270-1	3-1/2"	1-3/4"	1-3/4"	2"	3/16"	Left	#10 FH	.45 / .90	10 ea / 10 pr
205275	205275-1	3-1/2"	1-3/4"	1-3/4"	2"	3/16"	Right	#10 FH	.45 / .90	10 ea / 10 pr

Take-Apart Hinges allow a door or lid to be removed after installation without having to remove the fasteners. Designed for applications where occasional removal may be required for easy stowing or cleaning. Can be used horizontally or vertically. Constructed of corrosion resistant investment cast 316 stainless steel. Surface mounts with four #10 FH fasteners (not included). Left side hinge (205270) pictured.



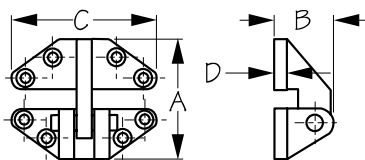
LOCKING TAKE-APART HINGE

Investment Cast 316 Stainless Steel



Bulk	Display	A	B	C	D	E	Side	Fastener	Wt.(lb.)	Std. Pack
205276	n/a	3-1/2"	1-3/4"	1-3/4"	2"	1/8"	Left	#10 FH	.23	10 ea

Locking Take-Apart Hinge is left sided only. Designed for a door or lid to be removed when in the fully open (folded back) position without removing fasteners. For applications where occasional removal may be required for easy stowing or cleaning. Constructed of corrosion resistant investment cast 316 stainless steel. Installs with four #10 FH fasteners (not included).



HATCH HINGE

Investment Cast 316 Stainless Steel



Bulk	Display	A	B	C	D	Fastener	Wt.(lb.)	Std. Pack	
205280	205280-1	2-5/8"	1-1/4"	2-7/8"	1/4"	#10 FH	.60	10 ea	
0P20501	n/a	Replacement Clevis Pin and Split Ring						.02	10 ea

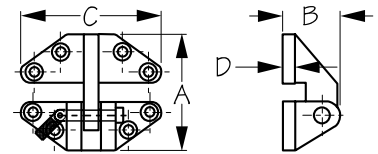
Heavy duty Hatch Hinge features a removable clevis pin with split ring for easy separation. Includes stop to hold hatch in upright position when open. Constructed of corrosion resistant investment cast 316 stainless steel. Installs with eight #10 FH fasteners (not included). Sold Individually.

4 Cabinet Hardware



HATCH HINGE WITH REMOVABLE PIN

Investment Cast 316 Stainless Steel



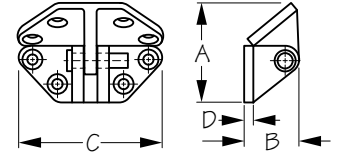
Bulk	Display	A	B	C	D	Fastener	Wt.(lb.)	Std. Pack
205280R	n/a	2-5/8"	1-1/4"	2-7/8"	1/4"	#10 FH	.61	10 ea
OP20502	n/a	Replacement Removable Pin					.04	10 ea

Heavy duty Hatch Hinge features a quick release removable pin for easy separation. Includes stop to hold hatch in upright position when open. Constructed of investment cast 316 stainless steel for corrosion resistance and durability. Installs with eight #10 FH fasteners (not included). Sold Individually. Removable pin (OP20502) fits all Sea-Dog® hatch hinges.



ANGLE BASE HATCH HINGE

Investment Cast 316 Stainless Steel



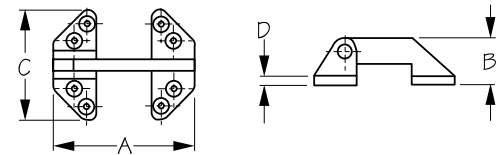
Bulk	Display	A	B	C	D	Fastener	Wt.(lb.)	Std. Pack
205282	205282-1	2-1/16"	1-1/8"	2-15/16"	3/16"	#10 FH	.41	10 ea
OP20501	n/a	Replacement Clevis Pin and Split Ring					.02	10 ea

Heavy duty Angle Base Hatch Hinge features a removable clevis pin with split ring for easy separation. For use where a hinge is needed in a variable angle. Constructed of corrosion resistant investment cast 316 stainless steel. Installs with eight #10 FH fasteners (not included). Sold Individually.



LONG REACH HATCH HINGE

Investment Cast 316 Stainless Steel



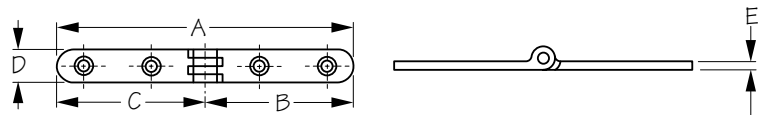
Bulk	Display	A	B	C	D	Fastener	Wt.(lb.)	Std. Pack
205285	205285-1	3-1/2"	1-1/4"	2-7/8"	1/4"	#10 FH	.62	10 ea
OP20501	n/a	Replacement Clevis Pin and Split Ring					.02	10 ea

Heavy duty Long Reach Hatch Hinges feature a removable clevis pin with split ring for easy separation. Particularly suited for wider doors or hatches where a greater spread is required. Constructed of corrosion resistant investment cast 316 stainless steel. Installs with eight #10 FH fasteners (not included). Sold Individually.



LADDER HINGE

Investment Cast 316 Stainless Steel



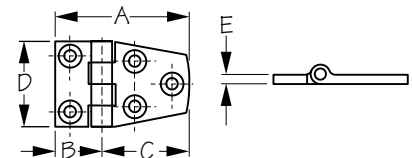
Bulk	Display	A	B	C	D	E	Fastener	Wt.(lb.)	Std. Pack
205290	205290-1	6-11/16"	3-11/32"	3-11/32"	3/4"	3/16"	1/4" FH	.28 / .56	10 ea / 10 pr

This Ladder Hinge is designed for boat ladders, but may be used anywhere a long hinge with a strong hinge knuckle is needed. Constructed of corrosion resistant investment cast 316 stainless steel. Installs with four 1/4" FH fasteners (not included).



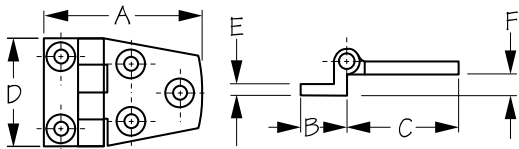
SHORT SIDE DOOR HINGE

Investment Cast 316 Stainless Steel



Bulk	Display	A	B	C	D	E	Fastener	Wt.(lb.)	Std. Pack
205310	205310-1	2-3/8"	7/8"	1-1/2"	1-1/2"	3/16"	#10 FH	.16 / .32	10 ea / 10 pr
205320	205320-1	2-7/8"	3/4"	2-1/8"	1-1/2"	3/16"	#10 FH	.18 / .36	10 ea / 10 pr

These Short Side Door Hinges are great for interior and exterior applications such as cabinets, hatches, folding tables, or seats where mounting space is tight. Constructed of corrosion resistant investment cast 316 stainless steel. They are practically indestructible! Installs with five #10 FH fasteners (not included). 205310 can be used in conjunction with Backing Plate (202539) for added rigidity and strength.



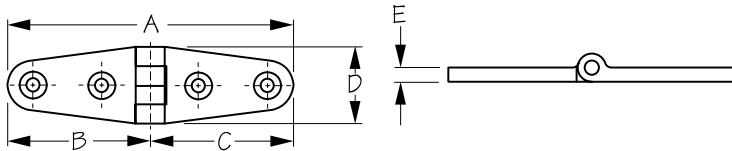
OFFSET DOOR HINGE

Investment Cast 316 Stainless Steel



Bulk	Display	A	B	C	D	E	F	Fastener	Wt.(lb.)	Std. Pack
205350	205350-1	2-1/8"	5/8"	1-1/2"	1-1/2"	3/16"	5/16"	#10 FH	.16 / .32	10 ea / 10 pr

This Offset Door Hinge features one side with a 5/16" offset and is designed to be mounted on the front surface of a raised door. Constructed of corrosion resistant investment cast 316 stainless steel. Installs with five #10 FH fasteners (not included). Can be used in conjunction with Backing Plate (202539) for added strength and rigidity.



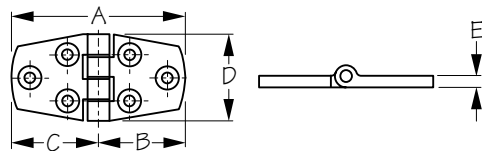
STRAP HINGE

Investment Cast 316 Stainless Steel



Bulk	Display	A	B	C	D	E	Fastener	Wt.(lb.)	Std. Pack
205390	205390-1	4-1/8"	2-1/16"	2-1/16"	1"	3/16"	#10 FH	.16 / .32	10 ea / 10 pr
205400	205400-1	5-7/8"	2-15/16"	2-15/16"	1-1/8"	3/16"	#10 FH	.27 / .54	10 ea / 10 pr

These Strap Hinges Consist of two long, narrow leaves of equal length extending from a single knuckle. Commonly used for gates, dock box lids, fish holds, etc. They are good for outdoor applications where the hinges will be in frequent use. Constructed of corrosion resistant investment cast 316 stainless steel. Surface mounts with four #10 fasteners (not included).



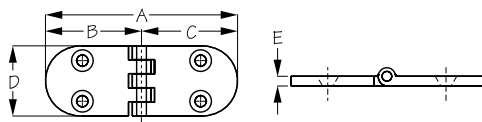
DOOR HINGE

Investment Cast 316 Stainless Steel



Bulk	Display	A	B	C	D	E	Fastener	Wt.(lb.)	Std. Pack
205410	205410-1	3"	1-1/2"	1-1/2"	1-1/2"	3/16"	#10 FH	.22 / .44	10 ea / 10 pr
205420	205420-1	4-1/8"	2-1/16"	2-1/16"	1-1/2"	3/16"	#10 FH	.27 / .54	10 ea / 10 pr

These Door Hinges are constructed of corrosion resistant investment cast 316 stainless steel. Installs with six #10 FH fasteners (not included). 205420 pictured.



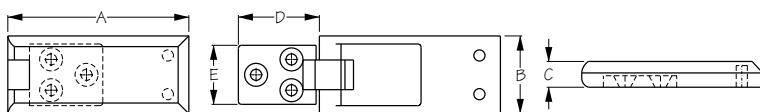
ROUND DOOR HINGE

Investment Cast 316 Stainless Steel



Bulk	Display	A	B	C	D	E	Fastener	Wt.(lb.)	Std. Pack
205460	n/a	3-1/4"	1-5/8"	1-5/8"	1-3/16"	3/16"	#10 FH	.16	10 ea

This Round Door Hinge is constructed of corrosion resistant investment cast 316 stainless steel. Installs with four #10 FH fasteners (not included).



HIDDEN FASTENER HINGE

Investment Cast 316 Stainless Steel



Bulk	Display	A	B	C	D	E	Fastener	Wt.(lb.)	Std. Pack
205520	n/a	1-3/4"	1-3/16"	3/8"	9/16"	15/16"	#8 FH	.14	10 ea
205540	n/a	2-3/4"	1-3/16"	3/8"	1-1/4"	15/16"	#8 FH	.18	10 ea

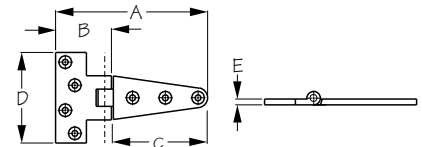
These Hidden Fastener Hinges mount from the underside of the hatch for a clean, smooth look. Constructed of corrosion resistant investment cast 316 stainless steel. Installs with five #8 FH fasteners (not included).

4 Cabinet Hardware



T-HINGE

Investment Cast 316 Stainless Steel



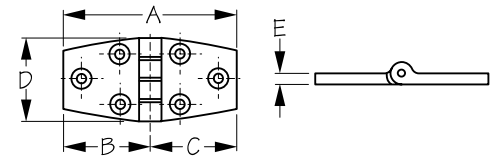
Bulk	Display	A	B	C	D	E	Fastener	Wt.(lb.)	Std. Pack
205705	205705-1	4"	1-1/2"	2-1/2"	2-3/8"	1/8"	#8 FH	.17 / .34	10 ea / 10 pr
205710	205710-1	6"	1-3/4"	4-1/4"	3-1/8"	1/8"	#10 FH	.37 / .74	10 ea / 10 pr

A T-Hinge is a hybrid combination between a butt and strap hinge. The horizontal part of the T goes on the frame, while the vertical part is fastened to the door or cabinet and is visible when closed. This highly decorative and functional hinge is flush mounted (not recessed) and can be used on doors, cabinets, dock boxes, ice chests, etc. Constructed of corrosion resistant investment cast 316 stainless steel. Installs with seven FH fasteners (not included).



DOOR HINGE

Die Cast Zinc Chrome Plated



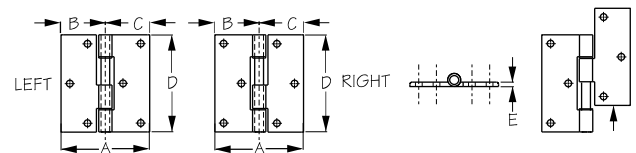
Bulk	Display	A	B	C	D	E	Fastener	Wt.(lb.)	Std. Pack
206530	206530-1	2-7/8"	1-7/16"	1-7/16"	1-1/2"	3/16"	#8 FH	.10 / .20	10 ea / 10 pr

This Door Hinge is an economical option. Constructed of chrome plated die cast zinc. Installs with six #8 FH fasteners (not included). Recommended for freshwater applications.



LIFT GATE BUTT HINGE

Aluminum



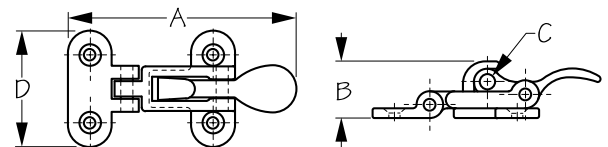
Bulk	Display	A	B	C	D	E	Side	Fastener	Wt.(lb.)	Std. Pack
207730	207730-1	2-1/2"	1-1/4"	1-1/4"	2-3/4"	1/8"	Left	#10 RH	.11 / .22	10 ea / 10 pr
207735	207735-1	2-1/2"	1-1/4"	1-1/4"	2-3/4"	1/8"	Right	#10 RH	.11 / .22	10 ea / 10 pr

This Lift Gate Butt Hinge is constructed of aluminum with nylon washers for quiet movement and smooth operation. Installs with six #10 RH fasteners (not included).



ANTI-RATTLE LATCH

Investment Cast 316 Stainless Steel



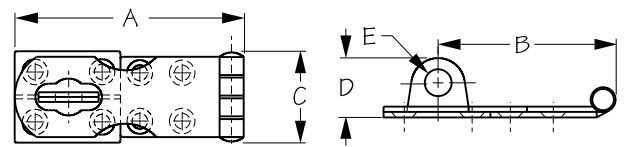
Bulk	Display	A	B	C	D	Fastener	Wt.(lb.)	Std. Pack
221100	221100-1	3"	3/4"	1/4"	1-1/2"	#10 FH	.15	10 ea / 5 ea

Anti-Rattle Latch features an open-mount, center-tensioning cam latch for a tight, no-rattle seal. Ideal for cabinets, doors, and hatches. Latch also features a locking hole that will accept a padlock with up to a 1/4" diameter shank. Constructed of corrosion resistant investment cast 316 stainless steel. Surface mounts with four #10 FH fasteners (not included).



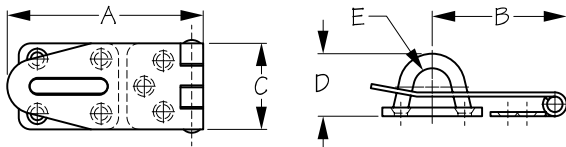
HASP

Stamped 304 Stainless Steel



Bulk	Display	A	B	C	D	E	Fastener	Wt.(lb.)	Std. Pack
221120	221120-1	2-11/16"	2-1/16"	1-1/16"	11/16"	5/16"	#6 FH	.09	10 ea
221124	221124-1	3-11/16"	3-1/16"	1-1/16"	11/16"	5/16"	#6 FH	.11	10 ea
221126	221126-1	4-1/2"	3-7/8"	1-1/16"	11/16"	5/16"	#6 FH	.13	10 ea

These Hasps are designed with a slotted plate that fits over a fixed post. Prevents removal when used in conjunction with a padlock. For added security, all mounting screws are concealed when hasp is closed. Ideal for use on doors, cabinets, dock boxes, and lockers. Constructed of corrosion resistant stamped 304 stainless steel. Installs with eight #6 FH fasteners (not included).



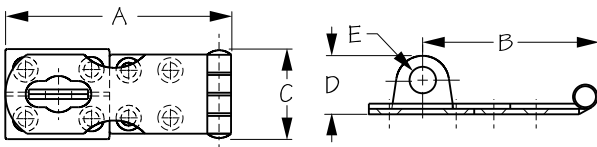
HEAVY DUTY HASP

Stamped 304 Stainless Steel



Bulk	Display	A	B	C	D	E	Fastener	Wt.(lb.)	Std. Pack
221127	221127-1	2-11/16"	1-7/8"	1-3/16"	7/8"	1/2"	#6 FH	.13	10 ea
221128	221128-1	3-9/16"	2-3/4"	1-3/16"	7/8"	1/2"	#6 FH	.15	10 ea

These Heavy Duty Hasps are designed with a slotted plate that fits over a fixed post. Prevents removal when used in conjunction with a padlock. For added security, all mounting screws are concealed when hasp is closed. Ideal for securing lockers, cupboards, chests, or hatch doors. Constructed of corrosion resistant stamped 304 stainless steel. Installs with seven #6 FH fasteners (not included).



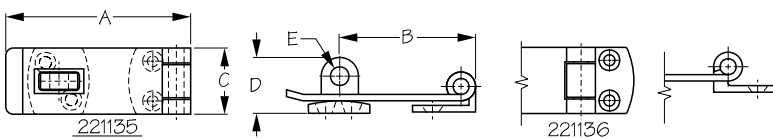
SWIVEL HASP

Stamped 304 Stainless Steel



Bulk	Display	A	B	C	D	E	Fastener	Wt.(lb.)	Std. Pack
221130	221130-1	2-11/16"	2-1/16"	1-1/16"	7/8"	5/16"	#8 FH	.11	10 ea

This Swivel Hasp is designed with a slotted plate that fits over a swivel pad eye. The swivel eye rotates acting as a temporary lock, but will accept padlocks with up to a 5/16" bail for more permanent protection. For added security, all mounting screws are concealed when hasp is closed. Ideal for use on doors, cabinets, dock boxes, and lockers. Constructed of corrosion resistant stamped 304 stainless steel. Installs with eight #8 FH fasteners (not included).



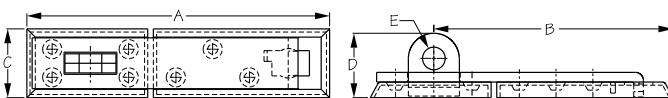
HEAVY DUTY SWIVEL HASP

Stamped 304 Stainless Steel



Bulk	Display	A	B	C	D	E	Style	Fastener	Wt.(lb.)	Std. Pack
221135	221135-1	3-1/8"	2-5/16"	1-1/8"	15/16"	5/16"	Flush	#8 FH	.21	10 ea
221136	221136-1	3-1/8"	2-5/16"	1-1/8"	15/16"	5/16"	Angle	#8 FH	.21	10 ea

These Heavy Duty Swivel Hasps are designed with a slotted plate that fits over a swivel pad eye. The swivel eye rotates acting as a temporary lock, but will also accept most padlocks for more permanent protection. Flush mounting plate is hidden when hasp is closed. Ideal for securing lockers, cupboards, chests, or hatch doors. Constructed of corrosion resistant stamped 304 stainless steel. Installs with four #8 FH fasteners (not included).



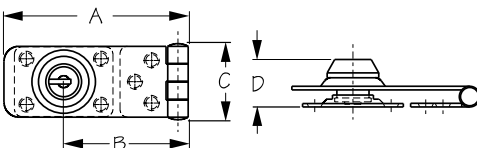
HEAVY DUTY STRAIGHT BAR HASP

Stamped 304 Stainless Steel



Bulk	Display	A	B	C	D	E	Fastener	Wt.(lb.)	Std. Pack
221140	n/a	7-1/2"	5-15/16"	1-11/16"	1-5/8"	9/16"	1/4" FH	.92	1 ea

This Heavy Duty Straight Bar Hasp features a stainless steel staple that resists cutting, sawing, and hammering. Fixed eye will accept padlocks with up to a 7/16" bail. Hasp body conceals mounting hardware. Constructed of corrosion resistant stamped 304 stainless steel. Installs with seven 1/4" FH fasteners (not included).



LOCKING HASP

Stamped 304 Stainless Steel



Bulk	Display	A	B	C	D	Fastener	Wt.(lb.)	Std. Pack
221150	221150-1	3-1/8"	2-1/8"	1-1/4"	3/4"	#8 FH	.19	10 ea
221155	221155-1	4-1/8"	3-1/8"	1-1/4"	3/4"	#8 FH	.21	10 ea
OP22102	OP22102-1	Blank Key					.01	1 ea

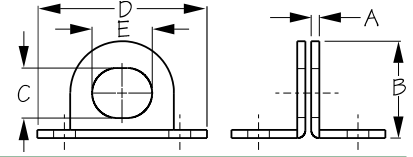
These Locking Hasps are designed with a locking mechanism which requires the key to actuate, preventing lock out. Functions as a conventional hasp when key is not in use. Comes with two matching keys. Random key availability only from hasp to hasp. For added security, all mounting screws are concealed when hasp is closed. Ideal for securing lockers, cupboards, chests, or hatches. Constructed of corrosion resistant stamped 304 stainless steel. Installs with seven #8 FH fasteners (not included).

4 Cabinet Hardware



HEAVY DUTY ANGLED PADLOCK EYE

Stamped 304 Stainless Steel



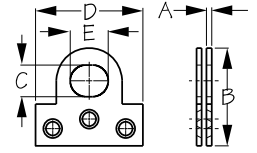
Bulk	Display	A	B	C	D	E	Fastener	Wt.(lb.)	Std. Pack
221160	221160-1	1/8"	1-1/4"	5/8"	2-1/8"	3/4"	1/4" RH	.15	5 pr

When used with a padlock, this Heavy Duty 90° Angled Padlock Eye adds extra security anywhere. Accepts padlocks with a 3/4" bail or less. Constructed of corrosion resistant stamped 304 stainless steel. Installs with four 1/4" RH fasteners (not included).



HEAVY DUTY STRAIGHT PADLOCK EYE

Stamped 304 Stainless Steel



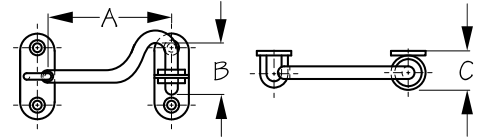
Bulk	Display	A	B	C	D	E	Fastener	Wt.(lb.)	Std. Pack
221165	n/a	1/8"	1-15/16"	5/8"	2-1/8"	3/4"	1/4" FH	.12	5 pr

When used with a padlock, this Heavy Duty Straight Padlock Eye adds extra security anywhere. Accepts padlocks with a 3/4" bail or less. Constructed of corrosion resistant stamped 304 stainless steel. Installs with six 1/4" FH fasteners (not included).



DOOR HOOK

Machined 304 Stainless Steel



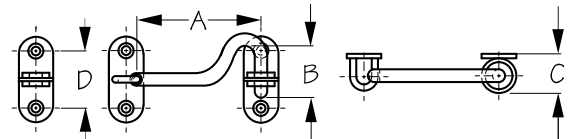
Bulk	Display	A	B	C	Fastener	Wt.(lb.)	Std. Pack
221202	221202-1	2-3/8"	1"	11/16"	#8 FH	.09	10 ea
221203	221203-1	3-1/4"	1"	11/16"	#8 FH	.10	10 ea
221204	221204-1	3-15/16"	1"	11/16"	#8 FH	.11	10 ea
221209	n/a	Replacement Staple				.02	10 ea

These hook-and-eye style cabin Door Hooks feature a unique rubber bushing that prevents accidental unhooking due to vibration and reduces most of the rattling and noise common in other door hooks. Constructed of corrosion resistant machined AISI 304 stainless steel. Surface mounts with four #8 FH fasteners (not included).



TWO STAPLE DOOR HOOK

Machined 304 Stainless Steel



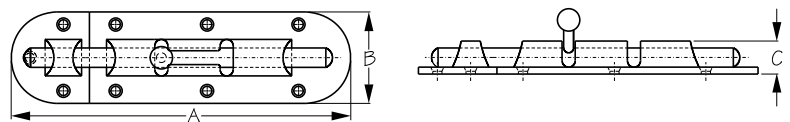
Bulk	Display	A	B	C	D	Fastener	Wt.(lb.)	Std. Pack
n/a	221206-1	2-3/8"	1"	11/16"	1-1/16"	#8 FH	.10	10 ea
n/a	221207-1	3-1/4"	1"	11/16"	1-1/16"	#8 FH	.11	10 ea
n/a	221208-1	3-15/16"	1"	11/16"	1-1/16"	#8 FH	.12	10 ea
221209	n/a	Replacement Staple					.02	10 ea

These hook-and-eye style Two Staple Door Hooks feature a unique rubber bushing that prevents accidental unhooking due to vibration and reduces most of the rattling and noise common in other door hooks. Extra staple can be mounted to secure the cabin door in both open and closed positions. Constructed of corrosion resistant machined AISI 304 stainless steel. Surface mounts with six #8 FH fasteners (not included).



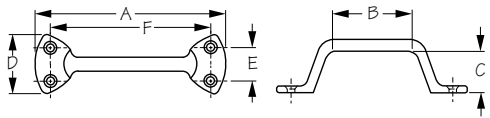
HEAVY DUTY BARREL BOLT

Investment Cast 316 Stainless Steel



Bulk	Display	A	B	C	Fastener	Wt.(lb.)	Std. Pack
221243	221243-1	3-1/16"	1-1/2"	5/8"	#8 FH	.28	5 ea
221244	221244-1	4-1/4"	1-1/2"	5/8"	#8 FH	.33	5 ea
221255	221255-1	6-1/2"	1-3/4"	5/8"	#10 FH	.59	5 ea

These Barrel Bolts provide additional security as either a primary or back-up locking system. Ideal for use on doors, gates, and cabinets. Appropriate for vertical, horizontal, left, or right-hand applications. In vertical use, the notch in the barrel holds bolt in locked position. Constructed of corrosion resistant investment cast 316 stainless steel. Surface mounts with FH fasteners (not included).



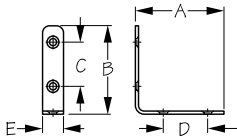
LIFT HANDLE

Investment Cast 316 Stainless Steel



Bulk	Display	A	B	C	D	E	F	Fastener	Wt.(lb.)	Std. Pack
221275	221275-1	5-3/4"	2-5/8"	1-1/4"	1-11/16"	1"	4-13/16"	#10 FH	.29	5 ea

This Lift Handle can be used in a multitude of applications including doors, drawers, and cabinets. Constructed of corrosion resistant investment cast 316 stainless steel. Installs with four #10 FH fasteners (not included).



90° ANGLE BRACKET

Stamped 304 Stainless Steel



Bulk	Display	A	B	C	D	E	Fastener	Wt.(lb.)	Std. Pack
221305	221305-1	1-1/2"	1-1/2"	7/8"	7/8"	9/16"	#8 FH	.03 / .06	10 ea / 10 pr
221310	221310-1	2-3/8"	2-3/8"	1-3/16"	1-3/16"	9/16"	#8 FH	.05 / .10	10 ea / 10 pr
221315	221315-1	3"	3"	1-13/16"	1-13/16"	9/16"	#8 FH	.06 / .12	10 ea / 10 pr

90° Angle brackets are used as a corner brace to reinforce the inside right angle of corner joints. Constructed of corrosion resistant stamped 304 stainless steel. Installs with four #8 FH fasteners (not included).

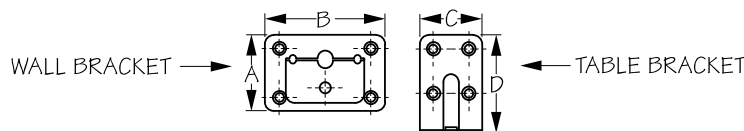


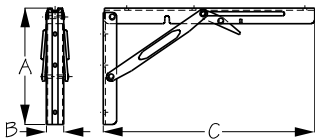
TABLE BRACKET

Stamped 304 Stainless Steel



Bulk	Display	A	B	C	D	Fastener	Wt.(lb.)	Std. Pack
221320	221320-1	2-1/8"	3-3/8"	1-3/4"	2-3/4"	#10 FH	.58	5 set / 5 sets

Table Brackets are designed to hold a removable table. One 4-piece set includes two wall and two table brackets. Constructed of corrosion resistant stamped 304 stainless steel. Set installs with sixteen #10 FH fasteners (not included).



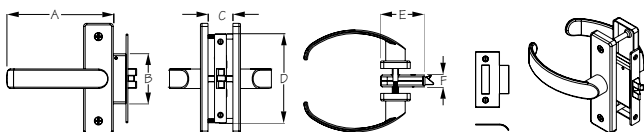
FOLDING TABLE SUPPORT BRACKET

Stamped 304 Stainless Steel




Bulk	Display	A	B	C	Style	Load Limit	Fastener	Wt.(lb.)	Std. Pack
221350	221350-1	6-1/2"	15/16"	11-11/16"	Light Duty	300 lbs.	#12 RH	1.50	1 pr
221355	221355-1	6-1/2"	15/16"	11-11/16"	Heavy Duty	500 lbs.	#12 RH	1.90	1 pr

These Folding Table Support Brackets fold and lock your table top in place. The heavy duty version (pictured) is rated for 500 lbs. and features thicker sliders. The light duty version is rated for 300 lbs. Constructed of corrosion resistant stamped 304 stainless steel. Installs with #12 RH fasteners (not included).



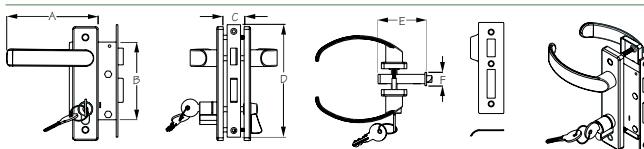
DOOR HANDLE LATCH

Investment Cast 316 Stainless Steel



Bulk	Display	A	B	C	D	E	F	Fastener	Wt.(lb.)	Std. Pack
n/a	221610-1	4-1/8"	2"	3/4"-1-1/2"	3-9/16"	1-3/4"	7/16"	#8 FH	.98	1 ea

Door Handle Latch is polished for a modern look. Includes strike plate and mounting template. For doors 3/4" - 1-1/2" thick. Constructed of corrosion resistant 316 stainless steel. Latch and strike plate installs with four #8 FH fasteners (not included).



DOOR HANDLE LATCH - LOCKING

Investment Cast 316 Stainless Steel



Bulk	Display	A	B	C	D	E	F	Fastener	Wt.(lb.)	Std. Pack
n/a	221615-1	4-1/8"	3-9/16"	3/4"-1-1/2"	3-9/16"	1-1/4"	7/16"	#8 FH	.98	1 ea

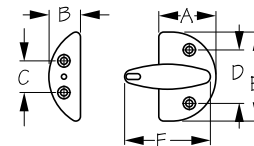
Locking Door Handle Latch is polished for a modern look. Opens from outside deadbolt with cylinder lock mechanism. Includes strike plate, mounting template and two keys. For doors 3/4" - 1-1/2" thick. Constructed of corrosion resistant 316 stainless steel. Latch and strike plate install with four #8 FH fasteners (not included).

4 Cabinet Hardware



DOOR STOP BUTTON

Stamped 304 Stainless Steel/Injection Molded Nylon



Bulk	Display	A	B	C	D	E	F	Fastener	Wt.(lb.)	Std. Pack
221670	221670-1	1-3/8"	3/4"	3/4"	1-1/4"	2-3/8"	2"	#8 FH	.08	10 ea

These Door Stop Buttons are a sleek, simple, and effective hardware solution to keep doors closed. Constructed of corrosion resistant stamped 304 stainless steel and injection molded nylon. Surface mounts with four #8 FH fasteners (not included). Comparable to Perko® #1217, without spring.



SLIDING DOOR STOP

Investment Cast 316 Stainless Steel



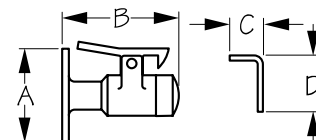
Bulk	Display	A	B	C	D	E	Fastener	Wt.(lb.)	Std. Pack
221700	221700-1	2-7/8"	1-1/4"	1/4"	9/16"	7/8"	#8 FH	.18	5 ea

This Sliding Door Stop is designed to be installed adjacent to a track. Features a hinged arm that flips over to hold open or closed sliding windows or pocket doors. Simple and secure, this stop is constructed of investment cast 316 stainless steel for corrosion resistance and durability. Black polymer coating on stop protects windows or doors from direct metal contact. Installs with two #8 FH fasteners (not included).



DOOR STOP AND CATCH

Investment Cast 316 Stainless Steel



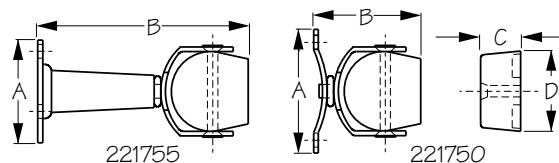
Bulk	Display	A	B	C	D	Fastener	Wt.(lb.)	Std. Pack
221710	221710-1	2"	2-1/2"	11/16"	1-3/16"	#6 FH	.41	5 ea
221715	221715-1	2"	4"	11/16"	1-3/16"	#6 FH	.47	5 ea
OP22100	n/a	Replacement Wall Catch					.01	10 ea
OP22101	n/a	Replacement Rubber Bumper					.01	10 ea
OP22105	n/a	Replacement Spring					.01	10 ea

These Door Stop and Catches hold the door securely against the rubber stop, effectively reducing rattling common with most door hooks. The spring-loaded latch allows for quick and easy release. Constructed of corrosion resistant investment cast 316 stainless steel. Installs with five #6 FH fasteners (not included).



MAGNETIC DOOR STOP

Machined 304 Stainless Steel



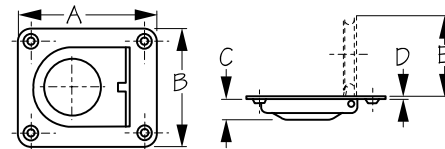
Bulk	Display	A	B	C	D	Fastener	Wt.(lb.)	Std. Pack
221750	221750-1	1-13/16"	1-9/16"	9/16"	1-3/16"	#10 RH	.33	5 ea
221755	221755-1	1-1/2"	3"	9/16"	1-3/16"	#10 RH	.53	5 ea

These two-in-one Magnetic Door Stops both protect walls and hold doors open. Features a powerful, hands-free magnet that can keep door open even in heavy winds. Can be mounted either vertically to the floor, or horizontally to baseboard or wall. Constructed of corrosion resistant machined 304 stainless steel. Installs with #10 RH fasteners (not included).



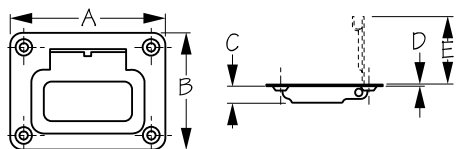
SPRING LOADED FLUSH RING PULL

Stamped 304 Stainless Steel



Bulk	Display	A	B	C	D	E	Fastener	Wt.(lb.)	Std. Pack
221810	221810-1	2-9/16"	2-3/16"	7/16"	1/32"	1-1/2"	#8 FH	.11	10 ea
221815	221815-1	1-3/4"	1-1/2"	7/16"	1/32"	1"	#6 FH	.06	10 ea

These Spring Loaded Flush Ring Pulls features a rattle-free handle that stays flush against the base, even in vertical applications. Ideal for use on doors, hatches, lazarettes, and dock boxes. Constructed of corrosion resistant stamped 304 stainless steel. Installs with four FH fasteners (not included).



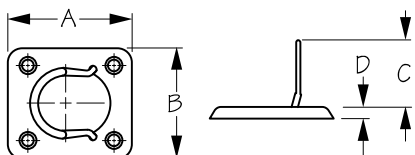
SPRING LOADED FLUSH HATCH PULL

Stamped 304 Stainless Steel



Bulk	Display	A	B	C	D	E	Fastener	Wt.(lb.)	Std. Pack
221820	221820-1	3"	2-1/4"	5/16"	1/32"	1-5/16"	#8 FH	.11	10 ea

This Spring Loaded Flush Hatch Pull features a rattle-free handle that stays flush against the base, even in vertical applications. Ideal for use on doors, hatches, lazarettes, and dock boxes. Constructed of corrosion resistant stamped 304 stainless steel. Installs with four #8 FH fasteners (not included).



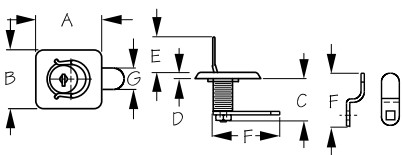
SURFACE MOUNT RING PULL

Stamped 304 Stainless Steel



Bulk	Display	A	B	C	D	Fastener	Wt.(lb.)	Std. Pack
221830	221830-1	2-1/8"	1-15/16"	15/16"	3/16"	#10 FH	.04	10 ea

This Surface Mount Ring Pull is ideal for use on doors, hatches, lazarettes, and dock boxes. Constructed of corrosion resistant stamped 304 stainless steel. Surface mounts with four #10 FH fasteners (not included).



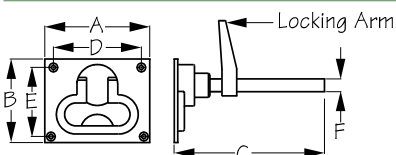
SURFACE MOUNT LOCKING RING PULL

Stamped 304 Stainless Steel/Die Cast Zinc Lock



Bulk	Display	A	B	C	D	E	F (Locking Arm)	G	Wt.(lb.)	Std. Pack
221831	221831-1	2-1/8"	1-15/16"	1-1/16"	3/16"	15/16"	1-7/16"-1-7/8"	1/2"	.24	10 ea

This Surface Mount Locking Ring Pull is recessed for a flush, clean installation. Includes two locking arms for flush or offset installations. Ideal for hatches, deck plates, cabinets, and drawers. Designed to keep your valuables protected, it includes two matching keys. Keys are random so requesting multiple ring pulls keyed alike is not possible. Constructed of corrosion resistant stamped 304 stainless steel with a die cast zinc lock. Installs with a back mounted threaded nut.



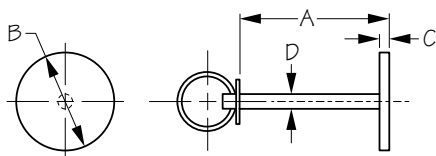
HATCH HANDLE LATCH

Investment Cast 316 Stainless Steel



Bulk	Display	A	B	C	D	E	F	Fastener	Wt.(lb.)	Std. Pack
221835	221835-1	3-3/4"	3"	6"	3-1/8"	2-7/16"	1/2"	#8 FH	1.28	1 ea

These Hatch Handle Latches feature a handle that pivots out to open hatches and lays flush when not in use for a clean appearance. Ideal for use on doors, hatches, lazarettes, and dock boxes. Adjustable locking arm adds additional security. Once installed, the locking arm can be trimmed to length. Constructed of corrosion resistant investment cast 316 stainless steel. Installs with four #8 FH fasteners (not included).



HATCH COVER PULL

Stamped 304 Stainless Steel



Bulk	Display	Description	A	B	C	D	Wt.(lb.)	Std. Pack
221840	221840-1	Pull Only	1-15/16"	1-1/4"	1/8"	3/16"	.06	10 ea
221841	n/a	Rubber Gasket Only	n/a	n/a	n/a	n/a	.01	10 ea
221842	221842-1	Pull and Rubber Gasket	1-15/16"	1-1/4"	1/8"	3/16"	.07	10 ea

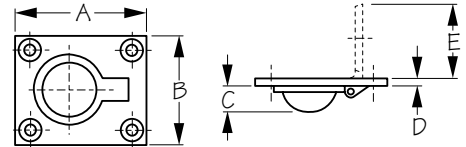
This Hatch Cover Pull provides a simple and convenient way to open hatches. Easy-to-install, it features a stainless steel washer for a tight and secure fit, and a rubber gasket to reduce noise and resist water penetration. Commonly used on deck mounted access hatches, this hatch cover pull not only looks attractive, but is durable for use in harsh marine conditions. Constructed of corrosion resistant stamped 304 stainless steel. Requires a 3/16" hole. Flange pull is 1-1/4" in diameter x 1/8" thick.

4 Cabinet Hardware



RING PULL

Investment Cast 316 Stainless Steel



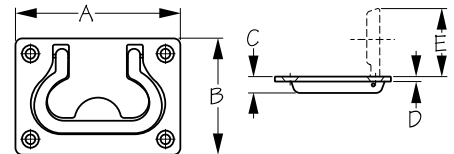
Bulk	Display	A	B	C	D	E	Fastener	Wt.(lb.)	Std. Pack
221850	221850-1	1-15/16"	1-9/16"	3/8"	1/8"	1-1/16"	#8 FH	.12	10 ea

This Ring Pull features a handle that pivots out to open hatches and lays flush when not in use for a clean appearance. Ideal for use on doors, hatches, lazarettes, and dock boxes. Constructed of corrosion resistant investment cast 316 stainless steel. Installs with four #8 FH fasteners (not included).



FLUSH HATCH PULL

Investment Cast 316 Stainless Steel



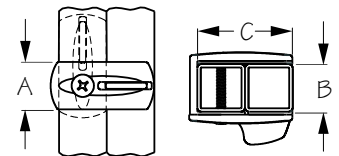
Bulk	Display	A	B	C	D	E	Fastener	Wt.(lb.)	Std. Pack
221860	221860-1	3"	2-1/8"	5/16"	1/16"	1-1/4"	#8 FH	.20	5 ea

These Flush Hatch Pulls feature a handle that pivots out to open hatches and lays flush when not in use for a clean appearance. Ideal for use on doors, hatches, lazarettes, and dock boxes. Constructed of corrosion resistant investment cast 316 stainless steel. Installs with four #8 FH fasteners (not included).



GATE LATCH

Investment Cast 316 Stainless Steel



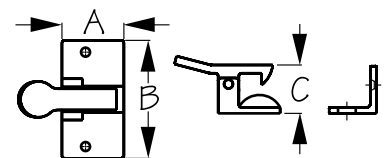
Bulk	Display	A	B	C	Fastener	Wt.(lb.)	Std. Pack
221880	221880-1	1-1/4"	1-1/4"	2-1/2"	1/4" Bolt	.40	5 ea

This Gate Latch is designed to be used with 1-1/4" square tubing. Ideal for pontoon gates. Constructed of corrosion resistant investment cast 316 stainless steel. Installs with 1/4" thru bolt (not included).



ELBOW DECK CATCH

Investment Cast 316 Stainless Steel



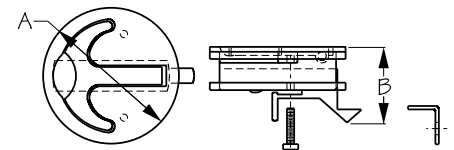
Bulk	Display	A	B	C	Fastener	Wt.(lb.)	Std. Pack
221900	n/a	1-5/16"	2-1/2"	1"	#8 RH	.30	5 ea

This Elbow Deck Catch is ideal for the inactive side of a pair of cabinet doors. For use on wood or metal doors where no frame is present between doors. This catch is quick and simple to install, allowing for the door to lock shut when pushed. Requires releasing the hook to open the door, making it very secure. Traditionally used in conjunction with a touch or magnetic latch on the primary door. Constructed of corrosion resistant investment cast 316 stainless steel. Installs with four #8 RH fasteners (not included).



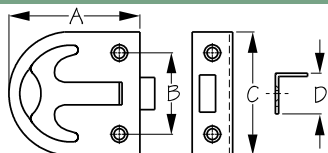
T-HANDLE SLAM LATCH

Investment Cast 316 Stainless Steel



Bulk	Display	A	B	Cutout Hole Size	Fastener	Wt.(lb.)	Std. Pack
221910	221910-1	2-7/16"	1-3/8"	2"	1/8" RH	.31	5 ea

This T-Handle Slam Latch features push-to-close functionality. Activated by the shutting or slamming of a door, they are designed so that a spring inside automatically retracts the latch, engaging the keeper and retaining the cover against the frame. Fast and easy to use, this latch features a recessed, rattle-free, spring loaded T-handle for quick access. Constructed of corrosion resistant investment cast 316 stainless steel. Easy to install by simply inserting the latch body through a single round 2" cut-out and screwing on the back plate. Includes hardware to mount latch. Keeper hardware not included.



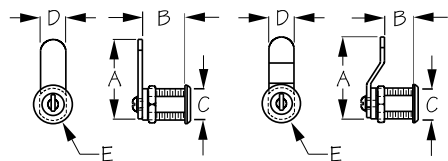
T-HANDLE LATCH

Investment Cast 316 Stainless Steel



Bulk	Display	A	B	C	D	Fastener	Wt.(lb.)	Std. Pack
221920	221920-1	2-7/16"	1-1/2"	2-1/4"	3/4"	#8 FH	.31	5 ea

This T-Handle Latch features a recessed T-handle for a flush, clean installation. Constructed of corrosion resistant investment cast 316 stainless steel. Installs with four #8 FH fasteners (not included).



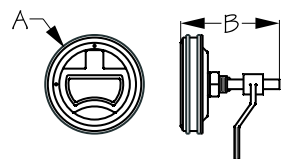
CAM LOCK

Die Cast Zinc/Stamped 304 Stainless Steel Nut



Bulk	Display	A (Locking Arm)	B	C	D	E	Wt.(lb.)	Std. Pack
221930	221930-1	1-9/16" - 1-7/8"	1"	3/4"	1/2"	15/16"	.20	10 ea

This cylindrical Cam Lock assembly features a pivot mechanism that will swivel to engage in a locked or open position simply by turning the cam assembly. Includes two locking arms for flush or offset installations and two matching keys. Keys are random so keyed alike cam locks cannot be guaranteed. Constructed of die cast zinc. Installs with back mounted stamped 304 stainless steel nut.



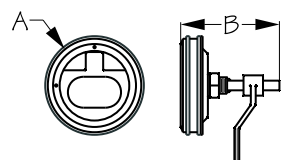
ROUND HATCH HANDLE LATCH

Investment Cast 316 Stainless Steel



Bulk	Display	A	B	Cutout Hole Size	Max. Depth	Wt.(lb.)	Std. Pack
221942	n/a	2-3/8"	3-3/4"	2"	7/8"	.96	1 ea
221944	n/a	3-1/2"	3-3/4"	3"	7/8"	2.11	1 ea

These Round Hatch Handle Latches feature a T-handle to engage the offset locking arm. Handle is recessed for a flush, clean installation. Constructed of corrosion resistant investment cast 316 stainless steel. Requires a 2" or 3" size cut-out hole. Installs with a back mounted stainless nut.



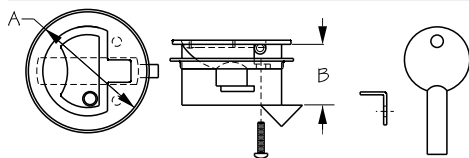
LARGE ROUND HATCH HANDLE LATCH

Investment Cast 316 Stainless Steel



Bulk	Display	A	B	Cutout Hole Size	Max. Depth	Wt.(lb.)	Std. Pack
221954	n/a	3-1/2"	3-3/4"	3"	7/8"	2.03	1 ea

This Large Round Hatch Handle Latch features a T-handle to engage the offset locking arm. Handle is recessed for a flush, clean installation. Constructed of corrosion resistant investment cast 316 stainless steel. Requires a 3" size cut-out hole. Installs with a back mounted stainless nut.



SLAM LATCH

Investment Cast 316 Stainless Steel



Bulk	Display	A	B	Cutout Hole Size	Locking	Fastener	Wt.(lb.)	Std. Pack
221961	n/a	1-3/4"	7/8"	1-1/2"	No	1/8" RH	.21	1 ea
221961L	n/a	1-3/4"	7/8"	1-1/2"	Yes	1/8" RH	.25	1 ea

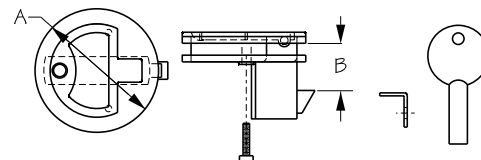
These Slam Latches feature push-to-close functionality. Activated by the shutting or slamming of a door, they are designed so that a spring inside automatically retracts the latch, engaging the keeper and retaining the cover against the frame. Fast and easy to use, this latch features a recessed, rattle-free, spring loaded T-handle for quick access. Constructed of corrosion resistant investment cast 316 stainless steel. Easy to install by simply inserting the latch body through a single round 1-1/2" cutout and screwing on the back plate. Includes hardware to mount latch. Keeper hardware not included. Available in locking (pictured) and non-locking configurations.

4 Cabinet Hardware



WATERTIGHT SLAM LATCH

Investment Cast 316 Stainless Steel



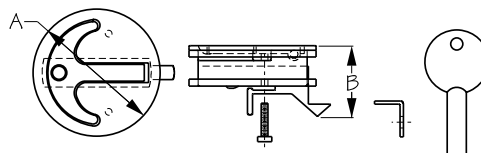
Bulk	Display	A	B	Cutout Hole Size	Locking	Fastener	Wt.(lb.)	Std. Pack
221962	n/a	2-5/16"	1-1/16"	2"	No	1/8" RH	.31	1 ea
221962L	n/a	2-5/16"	1-1/16"	2"	Yes	1/8" RH	.35	1 ea

These Watertight Slam Latches feature push-to-close functionality. Activated by the shutting or slamming of a door, they are designed so that a spring inside automatically retracts the latch, engaging the keeper and retaining the cover against the frame. Includes a pair of seals to prevent water from passing through the latch. Fast and easy to use, this latch features a recessed, rattle-free, spring loaded T-handle for quick access. Constructed of corrosion resistant investment cast 316 stainless steel. Easy to install by simply inserting the latch body through a single round 2" cutout and screwing on the back plate. Includes hardware to mount latch. Keeper hardware not included. Available in locking (pictured) and non-locking configurations.



T-HANDLE SLAM LATCH

Investment Cast 316 Stainless Steel



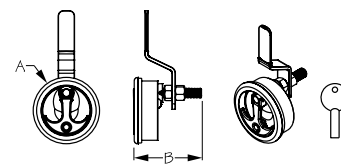
Bulk	Display	A	B	Cutout Hole Size	Locking	Fastener	Wt.(lb.)	Std. Pack
221972	n/a	2-3/8"	1-11/16"	2"	No	1/8" RH	.31	1 ea
221972L	n/a	2-3/8"	1-11/16"	2"	Yes	1/8" RH	.35	1 ea

These T-Handle Slam Latches feature push-to-close functionality. Activated by the shutting or slamming of a door, they are designed so that a spring inside automatically retracts the latch, engaging the keeper and retaining the cover against the frame. Fast and easy to use, this latch features a recessed, rattle-free, spring loaded T-handle for quick access. Constructed of corrosion resistant investment cast 316 stainless steel. Easy to install by simply inserting the latch body through a single round cutout and screwing on the back plate. Includes hardware to mount latch. Keeper hardware not included. Available in locking (pictured) and non-locking configurations.



T-HANDLE LOCKING COMPRESSION LATCH

Investment Cast 316 Stainless Steel



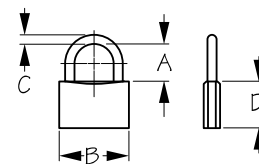
Bulk	Display	A	B	Locking	Cutout Hole Size	Max. Depth	Wt.(lb.)	Std. Pack
221982L	221982L-1	2-7/16"	2-1/2"	Yes	2"	2"	.96	1 ea
OP22110	n/a	Rubber Gasket					.01	10 ea

This T-Handle Locking Compression Latch features a T-handle to engage the offset locking arm. Handle is recessed for a flush, clean installation. Locking feature for secure hatches. Includes heavy duty stainless key. Constructed of corrosion resistant investment cast 316 stainless steel. Requires a 2" size cutout hole. Installs with a back mounted stainless cup. Rubber gasket optional (OP22110).



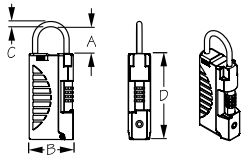
PADLOCK

Brass



Bulk	Display	A	B	C	D	No. of Keys	Wt.(lb.)	Std. Pack
222004	222004-1	13/16"	1-1/2"	1/4"	1-3/16"	3	.23	12 ea / 10 ea

Padlock includes three keys. Brass construction.




COMBINATION KEY BOX LOCK

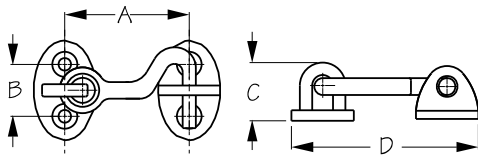
Powder Coated Steel



Bulk	Display	A	B	C	D	Wt.(lb.)	Std. Pack
n/a	222009-1	1-3/4"	2-1/2"	5/16"	5-3/16"	1.34	1 ea



Combination Key Box Lock is great for dock boxes and entry doors. Large capacity lock box fits multiple keys. Interior dimensions: 4-1/2" L X 1-1/2" D X 7/8" W. Programmable combination is preset to open on 0-0-0-0. Thousands of personalized combination code options. Combination reset instructions included. Hinged side opening door is permanently attached to prevent loss. Hang the lock box on a door, fence, railing or anywhere it can securely lock. Constructed of powder coated steel with a hardened steel shackle for extra security.



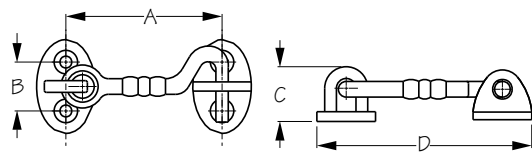
DOOR HOOK

Sand Cast Brass or Chrome Plated Brass



Bulk	Display	A	B	C	D	Finish	Fastener	Wt.(lb.)	Std. Pack
222050	222050-1	1-1/2"	5/8"	11/16"	2-1/4"	Chrome	#6 FH	.09	10 ea
222051	222051-1	1-1/2"	5/8"	11/16"	2-1/4"	Brass	#6 FH	.09	10 ea

These hook-and-eye style Door Hooks allow additional security for doors and cabinets to lock in closed or open positions. Ideal for use on doors, gates, cabinets, and shutters. Constructed of sand cast brass with a plain polished or chrome plated finish. Surface mounts with four #6 FH fasteners (not included).



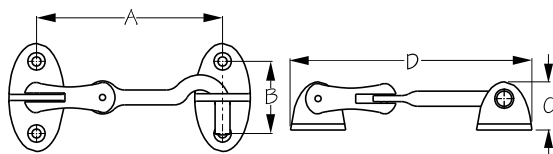
DECORATIVE DOOR HOOK

Sand Cast Brass or Chrome Plated Brass



Bulk	Display	A	B	C	D	Finish	Fastener	Wt.(lb.)	Std. Pack
222055	222055-1	1-3/4"	5/8"	11/16"	2-1/2"	Chrome	#6 FH	.09	10 ea
222056	222056-1	1-3/4"	5/8"	11/16"	2-1/2"	Brass	#6 FH	.09	10 ea
222065	222065-1	2-3/4"	5/8"	11/16"	3-1/2"	Chrome	#6 FH	.12	10 ea
222066	222066-1	2-3/4"	5/8"	11/16"	3-1/2"	Brass	#6 FH	.12	10 ea

These hook-and-eye style Decorative Door Hooks allow additional security for doors and cabinets to lock in closed or open positions. Ideal for use on doors, gates, cabinets, and shutters. Constructed of sand cast brass with a plain polished or chrome plated finish. Surface mounts with four #6 FH fasteners (not included).



DOOR HOOK WITH SWIVEL

Precision Cast Brass or Chrome Plated Brass



Bulk	Display	A	B	C	D	Finish	Fastener	Wt.(lb.)	Std. Pack
222090	222090-1	5-1/16"	15/16"	3/4"	5-5/8"	Chrome	#6 FH	.26	10 ea
222091	222091-1	5-1/16"	15/16"	3/4"	5-5/8"	Brass	#6 FH	.26	10 ea

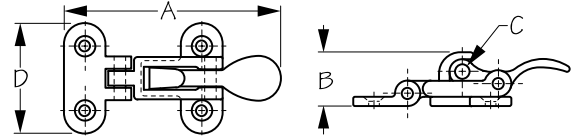
These cabin Door Hooks with Swivels feature a dual action hinge to eliminate rattle and ensures a secure fit. For use on any type of door to lock in closed or open positions. Constructed of precision cast brass with a plain polished or chrome plated finish. Surface mounts with four #6 FH fasteners (not included).

4 Cabinet Hardware



ANTI-RATTLE LATCH

Sand Cast Brass Chrome Plated



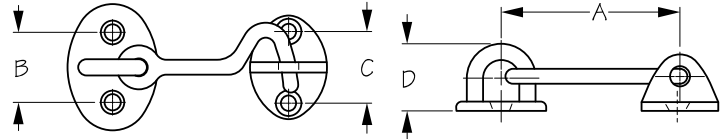
Bulk	Display	A	B	C	D	Fastener	Wt.(lb.)	Std. Pack
222110	222110-1	4"	15/16"	1/4"	2"	#10 FH	.27	10 ea

Anti-Rattle Latch features an open-mount, center-tensioning cam latch for a tight, no-rattle seal. Latch also features a locking hole that will accept a padlock with up to a 1/4" diameter shank. Ideal for cabinets, doors, and hatches. Constructed of chrome plated sand cast brass. Surface mounts with four #10 FH fasteners (not included).



DOOR HOOK

Cast Brass Chrome Plated



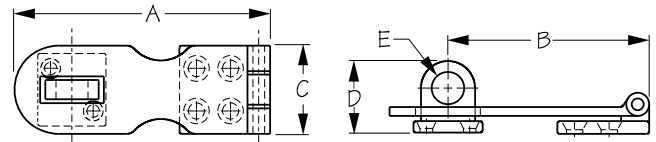
Bulk	Display	A	B	C	D	Fastener	Wt.(lb.)	Std. Pack
222112	222112-1	2-5/16"	13/16"	13/16"	3/4"	#6 FH	.07	10 ea
222113	222113-1	2-3/4"	13/16"	13/16"	3/4"	#6 FH	.08	10 ea

These hook-and-eye style cabin Door Hooks allow additional security for doors and cabinets to lock in closed or open positions. Ideal for use on doors, gates, cabinets, and shutters. Constructed of chrome plated cast brass. Surface mounts with four #6 FH fasteners (not included).



HASP

Sand Cast Brass or Chrome Plated Brass



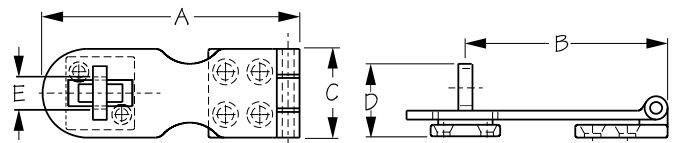
Bulk	Display	A	B	C	D	E	Finish	Fastener	Wt.(lb.)	Std. Pack
222120	222120-1	3"	2-5/16"	1"	3/4"	3/8"	Chrome	#6 FH	.17	10 ea
222121	222121-1	3"	2-5/16"	1"	3/4"	3/8"	Brass	#6 FH	.17	10 ea

These Hasps are designed with a slotted plate that fits over a fixed post. Prevents removal when used in conjunction with a padlock. For added security, all mounting screws are concealed when hasp is closed. Ideal for use on doors, cabinets, chests, and lockers. Constructed of sand cast brass with a plain polished or chrome plated finish. Installs with six #6 FH fasteners (not included).



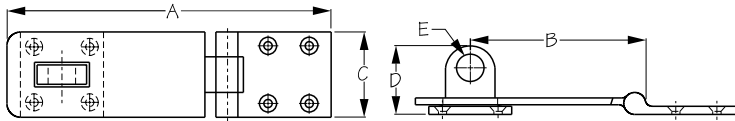
SWIVEL HASP

Sand Cast Brass or Chrome Plated Brass



Bulk	Display	A	B	C	D	E	Finish	Fastener	Wt.(lb.)	Std. Pack
222130	222130-1	3"	2-3/8"	1"	1"	3/8"	Chrome	#6 FH	.17	10 ea
222135	222135-1	3"	2-3/8"	1"	1"	3/8"	Brass	#6 FH	.17	10 ea

These Swivel Hasps are designed with a slotted plate that fits over a swivel pad eye. The swivel eye rotates acting as a temporary lock, but can also be used in conjunction with a padlock for more permanent protection. For added security, all mounting screws are concealed when hasp is closed. Ideal for use on doors, cabinets, chests, and lockers. Constructed of sand cast brass with a plain polished or chrome plated finish. Installs with six #6 FH fasteners (not included).



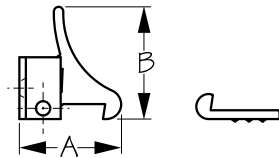
HEAVY DUTY HASP

Sand Cast Brass or Chrome Plated Brass



Bulk	Display	A	B	C	D	E	Finish	Fastener	Wt.(lb.)	Std. Pack
222150	222150-1	5-7/8"	3-1/4"	1-9/16"	1-1/4"	1/2"	Chrome	#8 FH	.59	10 ea
222155	222155-1	5-7/8"	3-1/4"	1-9/16"	1-1/4"	1/2"	Brass	#8 FH	.59	10 ea

These Heavy Duty Hasps are designed with a slotted plate that fits over a fixed post. Prevents removal when used in conjunction with a padlock. Ideal for use on doors, cabinets, chests, and lockers. Constructed of sand cast brass with a plain polished or chrome plated finish. Installs with eight #8 FH fasteners (not included).



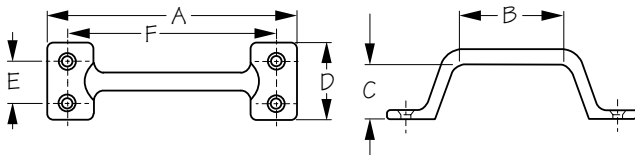
ELBOW CATCH

Extruded Brass or Chrome Plated Brass



Bulk	Display	A	B	Finish	Fastener	Wt.(lb.)	Std. Pack
222330	222330-1	1-1/8"	1-5/16"	Chrome	#6 FH	.06 / .12	10 ea / 10 pr
222335	222335-1	1-1/8"	1-5/16"	Brass	#6 FH	.06 / .12	10 ea / 10 pr

This spring-loaded Elbow Catch is ideal for the inactive side of a pair of cabinet doors. For use on wood or metal doors where no frame is present between doors. These catches are quick and simple to install, allowing for door to lock shut when pushed. Requires releasing the hook to open the door, making them very secure. Traditionally used in conjunction with a touch or magnetic latch on the primary door. Slotted hole in catch allows for adjustable installation. Constructed of extruded brass with a plain polished or chrome plated finish. Surface mounts with two #6 FH fasteners (not included).



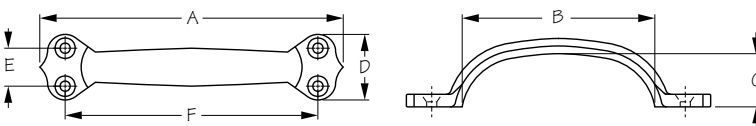
LIFT HANDLE

Sand Cast Brass Chrome Plated



Bulk	Display	A	B	C	D	E	F	Fastener	Wt.(lb.)	Std. Pack
222340	222340-1	4-3/4"	2-5/8"	13/16"	1-1/4"	5/8"	4-1/16"	#10 FH	.18	10 ea

This sturdy Lift Handle can be used in a multitude of applications including doors, drawers, and cabinets. Constructed of sand cast brass with a chrome plated finish for durability. Installs with four #10 FH fasteners (not included).



DELUXE LIFT HANDLE

Sand Cast Brass or Chrome Plated Brass



Bulk	Display	A	B	C	D	E	F	Fastener	Wt.(lb.)	Std. Pack
222345	222345-1	4"	2-11/16"	7/8"	1"	1/2"	3-3/8"	#8 FH	.19	10 ea
222346	222346-1	4"	2-11/16"	7/8"	1"	1/2"	3-3/8"	#8 FH	.19	10 ea
222348	222348-1	6"	3-13/16"	1-1/16"	1-5/16"	3/4"	5"	#10 FH	.35	10 ea
222349	222349-1	6"	3-13/16"	1-1/16"	1-5/16"	3/4"	5"	#10 FH	.35	10 ea

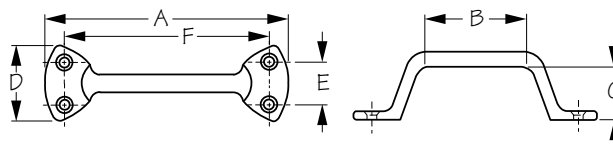
These Deluxe Lift Handles can be used in a multitude of applications including doors, drawers and cabinets. Constructed of sand cast brass with a plain polished or chrome plated finish. Installs with four FH fasteners (not included).

4 Cabinet Hardware



LIFT HANDLE

Sand Cast Brass Chrome Plated



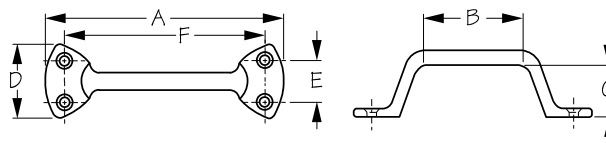
Bulk	Display	A	B	C	D	E	F	Fastener	Wt.(lb.)	Std. Pack
222350	222350-1	5-3/4"	2-5/8"	1-1/4"	1-3/4"	1"	4-3/4"	#8 FH	.41	10 ea

This heavy duty Lift Handle is ideal for cabinets and drawers. This durable handle provides ample hand clearance for maximum grip. Constructed of sand cast brass with a chrome plated finish. Installs with four #8 FH fasteners (not included).



LIFT HANDLE

Sand Cast Brass or Chrome Plated Brass



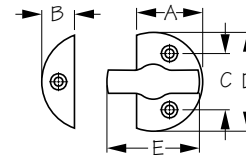
Bulk	Display	A	B	C	D	E	F	Fastener	Wt.(lb.)	Std. Pack
222355	222355-1	6"	2-1/2"	1-1/4"	1-7/8"	1-1/16"	5"	#8 FH	.41	10 ea
222356	222356-1	6"	2-1/2"	1-1/4"	1-7/8"	1-1/16"	5"	#8 FH	.41	10 ea

These decorative Lift Handles can be used in a multitude of applications including doors, drawers and cabinets. Constructed of sand cast brass with a plain polished or chrome plated finish. Installs with four #8 FH fasteners (not included).



DOOR STOP BUTTON

Cast Brass or Chrome Plated Brass



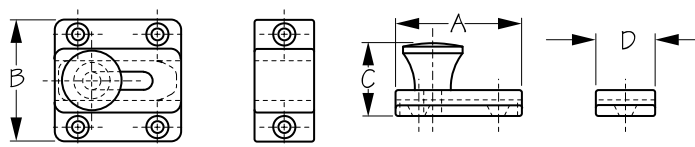
Bulk	Display	A	B	C	D	E	Finish	Fastener	Wt.(lb.)	Std. Pack
222360	222360-1	1-3/16"	1/2"	1"	1-3/4"	1-11/16"	Chrome	#6 FH	.13	10 ea
222365	222365-1	1-3/16"	1/2"	1"	1-3/4"	1-11/16"	Brass	#6 FH	.13	10 ea

These Door Stop Buttons are a sleek, simple, and effective hardware solution to keep doors closed. Constructed of cast brass with a plain polished or chrome plated finish. Surface mounts with three #6 FH fasteners (not included).



CUPBOARD BOLT

Extruded Brass Chrome Plated



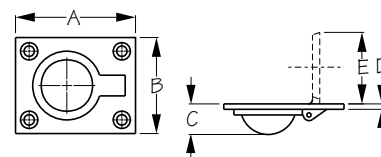
Bulk	Display	A	B	C	D	Fastener	Wt.(lb.)	Std. Pack
222380	222380-1	1-1/2"	1-1/2"	1"	3/4"	#6 FH	.14	10 ea

These Cupboard Bolts are used to secure cabinet doors while underway. Constructed of corrosion resistant chrome plated extruded brass. Surface mounts with six #6 FH fasteners (not included).



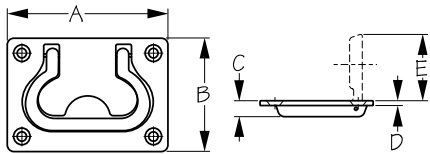
RING PULL

Cast Brass or Chrome Plated Brass



Bulk	Display	A	B	C	D	E	Finish	Fastener	Wt.(lb.)	Std. Pack
222400	222400-1	1-3/4"	1-1/2"	1/2"	1/8"	1-1/8"	Chrome	#6 FH	.10	10 ea
222410	222410-1	2-1/2"	2"	3/16"	1/8"	1-1/2"	Chrome	#8 FH	.22	10 ea
222415	222415-1	2-1/2"	2"	3/16"	1/8"	1-1/2"	Brass	#8 FH	.21	10 ea

These Ring Pulls feature a handles that pivots out to open hatches and lays flush when not in use for a clean appearance. Ideal for use on doors, cabinets, hatches, chests, and drawers. Constructed of sand cast brass with a plain polished or chrome plated finish. Installs with four FH fasteners (not included).



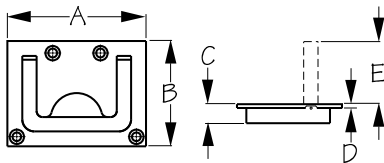
HATCH PULL

Sand Cast Brass Chrome Plated



Bulk	Display	A	B	C	D	E	Fastener	Wt.(lb.)	Std. Pack
222420	222420-1	3"	2-1/8"	5/16"	1/16"	1-1/4"	#8 FH	.20	10 ea

This Hatch Pull features a handle that pivots out to open hatches and lays flush when not in use for a clean appearance. Ideal for use on doors, hatches, lazarettes, and dock boxes. Constructed of sand cast brass with a chrome plated finish. Installs with four #8 FH fasteners (not included).



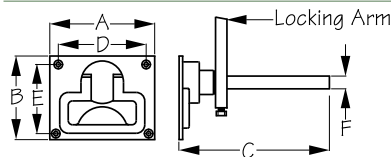
HATCH HANDLE

Sand Cast Brass or Chrome Plated Brass



Bulk	Display	A	B	C	D	E	Finish	Fastener	Wt.(lb.)	Std. Pack
222425	222425-1	2-15/16"	2-3/16"	3/8"	1/16"	1-3/16"	Chrome	#8 FH	.37	10 ea
222426	222426-1	2-15/16"	2-3/16"	3/8"	1/16"	1-3/16"	Brass	#8 FH	.37	10 ea

These Hatch Handles features a handle that pivots out to open hatches and lays flush when not in use for a clean appearance. Ideal for use on doors, hatches, lazarettes, and dock boxes. Constructed of sand cast brass with a plain polished or chrome plated finish. Installs with four #8 FH fasteners (not included).



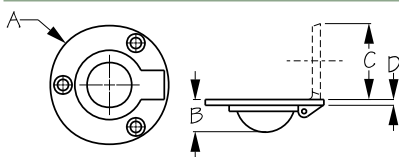
HATCH HANDLE LATCH

Chrome Plated Cast Brass



Bulk	Display	A	B	C	D	E	F	Finish	Wt.(lb.)	Std. Pack
222435	222435-1	3-1/8"	2-11/16"	4-5/16"	2-5/8"	2-1/16"	1/2"	Chrome	1.10	1 ea
222440	222440-1	3-3/4"	3"	4-5/16"	3-1/8"	2-7/8"	1/2"	Chrome	1.46	1 ea

These Hatch Handle Latches feature a handle that pivots out to open hatches and lays flush when not in use for a clean appearance. Ideal for use on doors, hatches, lazarettes, and dock boxes. Adjustable locking arm adds additional security. Once installed, the locking arm can be trimmed to length. Constructed of sand cast brass with a chrome plated finish. Installs with four #8 FH fasteners (not included).



ROUND RING PULL

Sand Cast Brass or Chrome Plated Brass



Bulk	Display	A	B	C	D	Finish	Fastener	Wt.(lb.)	Std. Pack
222460	222460-1	1-5/8"	7/16"	1-1/16"	1/16"	Chrome	#8 FH	.07	10 ea
222461	222461-1	1-5/8"	7/16"	1-1/16"	1/16"	Brass	#8 FH	.07	10 ea
222465	222465-1	2"	7/16"	1-1/16"	1/16"	Chrome	#8 FH	.10	10 ea
222466	222466-1	2"	7/16"	1-1/16"	1/16"	Brass	#8 FH	.10	10 ea

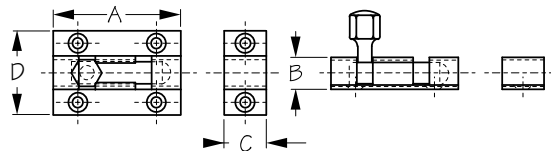
These Round Ring Pulls feature a handle that pivots out to open hatches and lays flush when not in use for a clean appearance. Ideal for use on doors, cabinets, hatches, chests, and drawers. Constructed of sand cast brass with a plain polished or chrome plated finish. Installs with three #8 FH fasteners (not included).

4 Cabinet Hardware



BARREL BOLT

Extruded Brass Chrome Plated



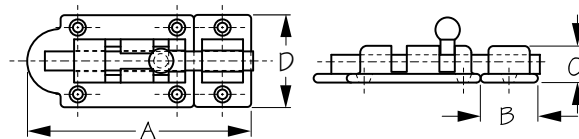
Bulk	Display	A (Less Striker)	B	C	D	Fastener	Wt.(lb.)	Std. Pack
222500	222500-1	1-1/2"	3/8"	1/2"	1"	#6 FH	.11	10 ea
222501	222501-1	2"	3/8"	1/2"	1"	#6 FH	.11	10 ea
222502	222502-1	2-1/2"	3/8"	1/2"	1"	#6 FH	.16	10 ea
222503	222503-1	3"	3/8"	1/2"	1"	#6 FH	.18	10 ea

These Barrel Bolts provide additional security as either a primary or back-up locking system. Ideal for use on doors, gates, and cabinets. Appropriate for vertical, horizontal, left, or right-hand applications. In vertical use, notch in barrel holds bolt in locked position. Constructed of extruded brass with a chrome plated finish. Surface mounts with six #6 FH fasteners (not included).




BARREL BOLT

Sand Cast Brass Chrome Plated



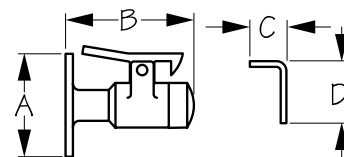
Bulk	Display	A	B	C	D	Fastener	Wt.(lb.)	Std. Pack
222522	222522-1	2-7/8"	3/4"	1/2"	1-3/16"	#6 FH	.13	10 ea

These Barrel Bolts provide additional security as either a primary or back-up locking system. Ideal for use on doors, gates, and cabinets. Appropriate for vertical, horizontal, left, or right-hand applications. In vertical use, notch in barrel holds bolt in locked position. Constructed of sand cast brass with a chrome plated finish. Surface mounts with six #6 FH fasteners (not included).



DOOR STOP AND CATCH

Sand Cast Brass or Chrome Plated Brass



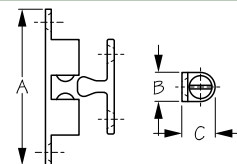
Bulk	Display	A	B	C	D	Finish	Fastener	Wt.(lb.)	Std. Pack
222710	222710-1	2"	2-1/2"	11/16"	1-3/16"	Chrome	#6 FH	.41	5 ea
222712	222712-1	2"	2-1/2"	11/16"	1-3/16"	Brass	#6 FH	.41	5 ea

These Door Stops and Catches are both decorative and functional. Designed to hold the door securely against the rubber stop, effectively reducing rattling common with most door hooks. The spring-loaded latch allows for quick and easy release. Constructed of sand cast brass with a plain polished or chrome plated finish. Installs with five #6 FH fasteners (not included).



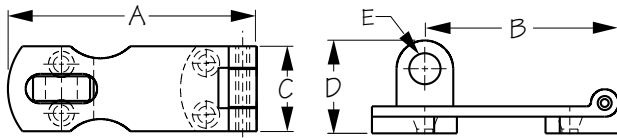
STUD CATCH

Sand Cast Brass or Chrome Plated Brass



Bulk	Display	A	B	C	Finish	Fastener	Wt.(lb.)	Std. Pack
222821	222821-1	1-11/16"	5/16"	3/8"	Chrome	#4 FH	.03 / .06	10 ea / 10 pr
222822	222822-1	1-15/16"	3/8"	7/16"	Chrome	#4 FH	.05 / .10	10 ea / 10 pr
222823	222823-1	2-5/16"	7/16"	1/2"	Chrome	#6 FH	.09 / .18	10 ea / 10 pr
222841	222841-1	1-11/16"	5/16"	3/8"	Brass	#4 FH	.03 / .06	10 ea / 10 pr
222842	222842-1	1-15/16"	3/8"	7/16"	Brass	#4 FH	.05 / .10	10 ea / 10 pr
222843	222843-1	2-5/16"	7/16"	1/2"	Brass	#6 FH	.09 / .18	10 ea / 10 pr

These Stud Catches are ideal for applications that require repeated disengagement. The design affords no direct contact between the stud and panel surfaces, preventing damage and wear. Stud catches feature an adjustable, stainless steel, spring-loaded ball that allows for easy adjustment of the holding strength depending on door size. Strike plate can be positioned to enter in any of three ways, from the front or either side. Constructed of sand cast brass with a plain polished or chrome plated finish. Installs with four FH fasteners (not included).



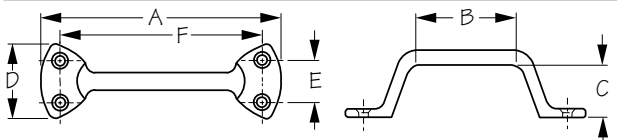
SWIVEL HASP

Die Cast Zinc Chrome Plated



Bulk	Display	A	B	C	D	E	Style	Fastener	Wt.(lb.)	Std. Pack
224130	224130-1	3"	2-3/8"	1"	1-1/8"	3/8"	Flush	#8 FH	.16	10 ea

These Swivel Hasps are designed with a slotted plate that fits over a swivel pad eye. The swivel eye rotates acting as a temporary lock, but will also accept most padlocks for more permanent protection. For added security all mounting screws are concealed when hasp is closed. Ideal for use on doors, cabinets, chests, and lockers. Constructed of chrome plated die cast zinc. Installs with four #8 FH fasteners (not included). Recommended for freshwater use.



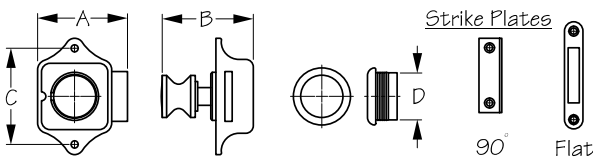
LIFT HANDLE

Die Cast Zinc Chrome Plated



Bulk	Display	A	B	C	D	E	F	Fastener	Wt.(lb.)	Std. Pack
224260	224260-1	5-7/8"	2-3/4"	1-3/8"	2"	1-1/8"	4-15/16"	#10 FH	.36	10 ea

This Lift Handle is great for use on cabinets and drawers. It provides ample hand clearance for maximum grip. Constructed of chrome plated die cast zinc. Installs with four #10 FH fasteners (not included). Recommended for fresh water use.



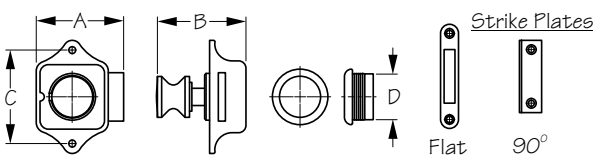
PUSH BUTTON RIM LATCH

Brushed Brass or Chrome Plated Brass/Plastic Housing



Bulk	Display	A	B	C	D	Max. Door Thickness	Finish on Brass	Fastener	Wt.(lb.)	Std. Pack
224300	224300-1	1-15/16"	1-7/8"	2-1/16"	1"	1"	Polished Chrome	#6 RH	.20	5 ea
224301	224301-1	1-15/16"	1-7/8"	2-1/16"	1"	1"	Polished Brass	#6 RH	.20	5 ea
224303	224303-1	1-15/16"	1-7/8"	2-1/16"	1"	1"	Brushed Brass	#6 RH	.20	5 ea
224320	n/a	Replacement Strike Plate-Flat							.01	10 ea
224321	n/a	Replacement Strike Plate-90°							.01	10 ea

Push Button Rim Latch housings feature a streamlined, positive action closure, ensuring cabinets and drawers stay closed until the button is deliberately pushed. Suitable for left-side or right-side use. Mortise mount for a sleek, finished appearance. Constructed of sturdy plastic with a chrome plated or polished brass knob. Latch installs with two #6 RH fasteners, strike plates require two #4 FH fasteners (fasteners not included). Display version comes with both flat and 90° strike plates for inset or overlay mounting. When ordering bulk, please order strike plates (224320 flat, or 224321 90°) separately. Hole spacing on flat strike plate (224320) is 1-7/8". Hole spacing on 90° strike plate (224321) is 1-3/16". For OEM applications, varying combinations of rosette/button material are available.



PUSH BUTTON RIM LATCH

Plastic/Plastic Housing



Bulk	Display	A	B	C	D	Max. Door Thickness	Finish on Plastic	Fastener	Wt.(lb.)	Std. Pack
224312	224312-1	1-15/16"	1-7/8"	2-1/16"	1"	1"	Polished Chrome	#6 RH	.20	5 ea
224314	224314-1	1-15/16"	1-7/8"	2-1/16"	1"	1"	Gold Plated	#6 RH	.20	5 ea
224320	n/a	Replacement Strike Plate-Flat							.01	10 ea
224321	n/a	Replacement Strike Plate-90°							.01	10 ea

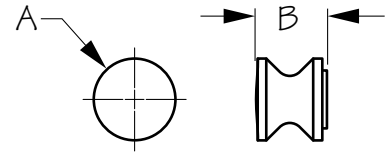
Push Button Rim Latch housings feature a streamlined, positive action closure, ensuring cabinets and drawers stay closed until the button is deliberately pushed. Suitable for left-side or right-side use. Mortise mount for a sleek, finished appearance. Constructed of sturdy plastic housing and knob. Latch installs with two #6 RH fasteners, strike plates require two #4 FH fasteners (fasteners not included). Display version comes with both flat and 90° strike plates for inset or overlay mounting. When ordering bulk, please order strike plates (224320 flat, or 224321 90°) separately. Hole spacing on flat strike plate (224320) is 1-7/8". Hole spacing on 90° strike plate (224321) is 1-3/16".

4 Cabinet Hardware



RIM LATCH KNOB

Chrome Plated Cast Brass

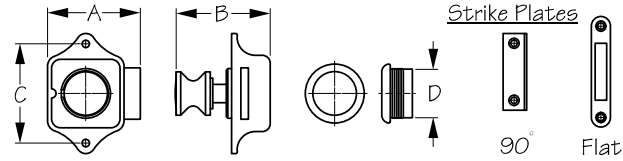


Bulk	Display	Thread	Finish	A	B	Wt.(lb.)	Std. Pack
224350	224350-1	M6 x 1.00	Chrome Plated	7/8"	3/4"	.08	10 ea



PUSH BUTTON RIM LATCH

Stainless Steel/Plastic Housing



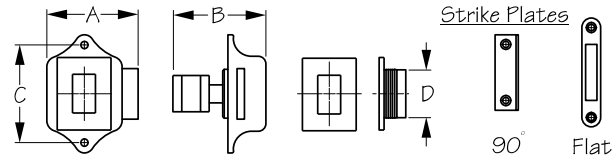
Bulk	Display	A	B	C	D	Max. Door Thickness	Finish	Fastener	Wt.(lb.)	Std. Pack	
225300	225300-1	1-15/16"	1-7/8"	2-1/16"	1"	1"	Stainless	#6 RH	.20	5 ea	
224320	n/a	Replacement Strike Plate-Flat								.01	10 ea
224321	n/a	Replacement Strike Plate-90°								.01	10 ea

Push Button Rim Latch housings feature a streamlined, positive action closure, ensuring cabinets and drawers stay closed until the button is deliberately pushed. Suitable for left-side or right-side use. Mortise mount for a sleek, finished appearance. Constructed of sturdy plastic with a corrosion resistant 304 stainless steel knob. Latch installs with two #6 RH fasteners, strike plates require two #4 FH fasteners (fasteners not included). Display version comes with both flat and 90° strike plates for inset or overlay mounting. When ordering bulk, please order strike plates (224320 flat, or 224321 90°) separately. Hole spacing on flat strike plate (224320) is 1-7/8". Hole spacing on 90° strike plate (224321) is 1-3/16". For OEM applications, varying combinations of rosette/button material are available.



PUSH BUTTON RIM LATCH - SQUARE

Stainless Steel/Plastic Housing



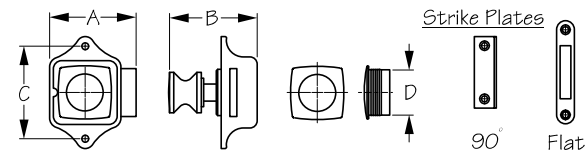
Bulk	Display	A	B	C	D	Max. Door Thickness	Finish	Fastener	Wt.(lb.)	Std. Pack	
225310	225310-1	1-15/16"	1-7/8"	2-1/16"	1"	1"	Stainless	#6 RH	.22	5 ea	
224320	n/a	Replacement Strike Plate-Flat								.01	10 ea
224321	n/a	Replacement Strike Plate-90°								.01	10 ea

Push Button Rim Latch housings feature a streamlined, positive action closure, ensuring cabinets and drawers stay closed until the button is deliberately pushed. Suitable for left-side or right-side use. Mortise mount for a sleek, finished appearance. Constructed of sturdy plastic with a corrosion resistant 304 stainless steel knob. Latch installs with two #6 RH fasteners, strike plates require two #4 FH fasteners (fasteners not included). Display version comes with both flat and 90° strike plates for inset or overlay mounting. When ordering bulk, please order strike plates (224320 flat, or 224321 90°) separately. Hole spacing on flat strike plate (224320) is 1-7/8". Hole spacing on 90° strike plate (224321) is 1-3/16". For OEM applications, varying combinations of rosette/button material are available.



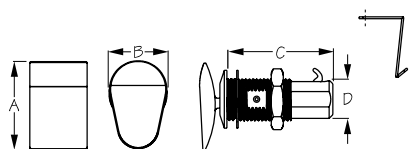
PUSH BUTTON RIM LATCH - SQUARE/ROUND

Stainless Steel/Plastic Housing



Bulk	Display	A	B	C	D	Max. Door Thickness	Finish	Fastener	Wt.(lb.)	Std. Pack	
225320	225320-1	1-15/16"	1-7/8"	2-1/16"	1"	1"	Stainless	#6 RH	.20	5 ea	
224320	n/a	Replacement Strike Plate-Flat								.01	10 ea
224321	n/a	Replacement Strike Plate-90°								.01	10 ea

Push Button Rim Latch housings feature a streamlined, positive action closure, ensuring cabinets and drawers stay closed until the button is deliberately pushed. Suitable for left-side or right-side use. Mortise mount for a sleek, finished appearance. Constructed of sturdy plastic with a corrosion resistant 304 stainless steel knob. Latch installs with two #6 RH fasteners, strike plates require two #4 FH fasteners (fasteners not included). Display version comes with both flat and 90° strike plates for inset or overlay mounting. When ordering bulk, please order strike plates (224320 flat, or 224321 90°) separately. Hole spacing on flat strike plate (224320) is 1-7/8". Hole spacing on 90° strike plate (224321) is 1-3/16". For OEM applications, varying combinations of rosette/button material are available.



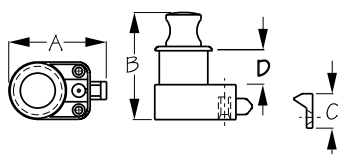
PUSH BUTTON CABINET LATCH

Investment Cast 316 Stainless Steel/Chrome Plated Brass



Bulk	Display	Style	A	B	C	D	Wt.(lb.)	Std. Pack
225400	225400-1	Oval	1-7/16"	15/16"	1-11/16"	3/4"	.20	5 ea
225420	225420-1	Rectangular	1-7/16"	15/16"	1-11/16"	3/4"	.21	5 ea

These Push Button Cabinet Latches function as both a latch and handle. Push button operation activates and secures the latch with a simple, deliberate motion. Positive action locking function prevents cabinets from opening while in motion. Sleek, low-profile design makes them convenient in tight spaces. Great for glove compartments. Suitable for left or right-hand side uses. Constructed of corrosion resistant investment cast 316 stainless steel. Installs by boring a single 3/4" hole. Includes catch.



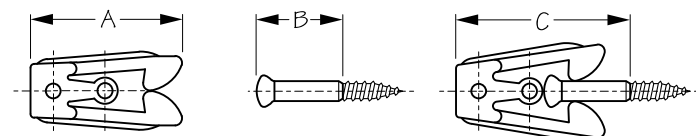
PUSH BUTTON CABINET LATCH

Chrome Plated Brass/Plastic Housing



Bulk	Display	A	B	C	D	Max. Door Thickness	Finish	Fastener	Wt.(lb.)	Std. Pack
226312	226312-1	2"	2-3/16"	11/16"	11/16"	11/16"	Chrome	#6 RH	.16	5 ea

This Push Button Cabinet Latch function as both a latch and handle. Push button operation activates and secures the latch with a simple, deliberate motion. Positive action locking function prevents cabinets from opening while in motion. Sleek, low-profile design makes them convenient in tight spaces. Great for glove compartments. Suitable for left or right-hand side uses. Easy to install by boring a single 1" hole. Includes catch. Constructed of sturdy plastic with a chrome plated brass knob. Installs with four #6 RH fasteners (not included).



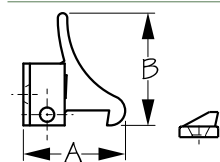
FLEXIBLE DOOR CATCH

Injection Molding Nylon/304 Stainless Steel



Bulk	Display	A	B	C	Fastener	Wt.(lb.)	Std. Pack
227023	227023-1	1-1/4"	3/4"	1-7/16"	#4 RH	.02 / .04	10 ea / 10 pr

These Flexible Door Catches guarantee ease of alignment and durability in use. Constructed of sturdy UV resistant injection molded nylon with a stainless steel spring clip and 304 stainless adjustable door strike (included). Installs with two #4 RH fasteners (not included).



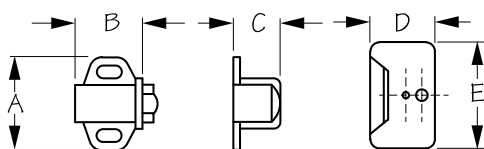
ELBOW CATCH

Injection Molded Nylon



Bulk	Display	A	B	Color	Fastener	Wt.(lb.)	Std. Pack
227030	227030-1	1-1/8"	1-5/16"	Black	#6 FH	.01 / .02	10 ea / 10 pr

This spring-loaded Elbow Catch is ideal for the inactive side of a pair of cabinet doors. For use on wood or metal doors where no frame is present between doors. Quick and simple to install, allowing for door to lock shut when pushed. Requires releasing the hook to open the door, making them very secure. Traditionally used in conjunction with a touch or magnetic latch on the primary door. Constructed of UV resistant injection molded nylon. Surface mounts with four #6 FH fasteners (not included).



ROLLER CATCH - SURFACE MOUNT

Injection Molded Nylon



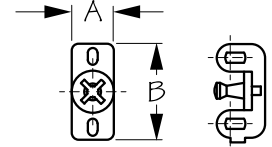
Bulk	Display	A	B	C	D	E	Fastener	Wt.(lb.)	Std. Pack
227108	227108-1	1-3/8"	1-3/16"	7/8"	13/16"	1-3/8"	#8 RH	.03	10 ea

These Surface Mount Roller Catches feature stainless steel springs and provide secure closure for cabinet doors. Constructed of sturdy injection molded nylon. Installs with four #8 RH fasteners (not included).

4 Cabinet Hardware

DOOR CATCH

Injection Molded Nylon

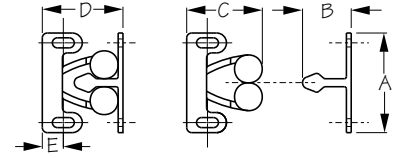


Bulk	Display	A	B	Fastener	Wt.(lb.)	Std. Pack
227135	227135-1	1/2"	1-3/16"	#6 RH	.01 / .04	20 ea / 10 sets

These Door Catches provide secure closure for cabinet doors. Constructed of sturdy injection molded nylon. Installs with four #6 RH fasteners (not included). Display packaging are packed in sets of 4 each.

TWIN ROLLER DOOR CATCH

Injection Molded Nylon



Bulk	Display	A	B	C	D	E	Color	Fastener	Wt.(lb.)	Std. Pack
227141	227141-1	1-1/4"	5/8"	15/16"	1"	1/4"	White	#6 RH	.01 / .04	20 ea / 10 sets

These Twin Roller Door Catches will upgrade your cabinet or wardrobe by providing secure door closure. Constructed of sturdy injection molded nylon. Installs with four #6 RH fasteners (not included). Display packaging are packed in sets of 4 each.

LED MOTION ACTIVATED CABINET LIGHT

Injection Molded Nylon

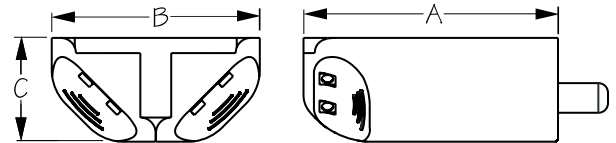


Bulk	Display	A	B	C	LED Color	Fastener	Wt.(lb.)	Std. Pack
227154	227154-1	6-7/8"	1-5/8"	3/4"	White	#10 FH	.16	5 ea

This LED Motion Activated Cabinet Light will turn on when the cabinet door is opened and remain on as long as the light sensor detects light, turning off when the door is shut or the outside light is extinguished. Features 4 super bright white LEDs. The two center bulbs have a 60° beam angle for directed lighting while the two outside bulbs have a 120° beam angle for wider angle lighting. No wiring necessary. Uses 3 AAA batteries (included). Constructed of injection molded nylon. Easily mounted in any enclosed area using the provided strip of two-sided tape or two #10 FH fasteners (not included).

LED SWITCH ACTIVATED CABINET LIGHT

Injection Molded Nylon

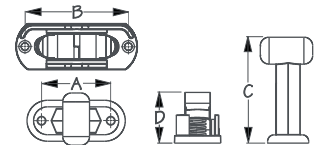


Bulk	Display	A	B	C	LED Color	Fastener	Wt.(lb.)	Std. Pack
227162	227162-1	2"	1-5/8"	13/16"	White	#10 FH	.17	5 ea

The LED Switch Activated Cabinet Light can be mounted in any cabinet, locker, or other location where short access lighting is needed. Features 4 super bright white LEDs. No wiring necessary. Uses 6 LR44 batteries (included). Constructed of UV resistant injection molded nylon. Installs with four #10 FH fasteners (included).

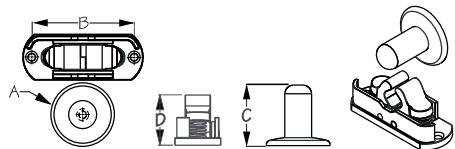
SPRING LOADED HORIZONTAL MOUNT DOOR CATCH

Injection Molded Nylon



Bulk	Display	A	B	C	D	Fastener	Wt.(lb.)	Std. Pack
227181	227181-1	1-9/16"	2-3/8"	2-3/8"	1-5/16"	#8 RH	.07	10 ea

These Spring Loaded Horizontal Mount Door Catches feature heavy duty stainless steel springs that provide an extremely strong catch mechanism to securely hold doors and hatches. Constructed of sturdy UV resistant injection molded nylon. Installs with four #8 RH mounting screws (included in display packaging).



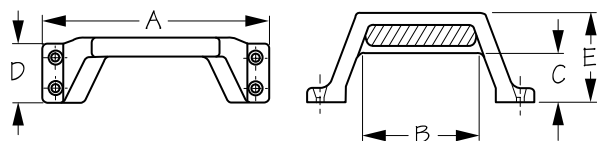
SPRING LOADED VERTICAL MOUNT DOOR CATCH

Injection Molded Nylon



Bulk	Display	A	B	C	D	Fastener	Wt.(lb.)	Std. Pack
227186	227186-1	1-7/16"	2-3/8"	1-7/16"	1-5/16"	#8 RH	.06	10 ea

These Spring Loaded Vertical Mount Door Catches feature heavy duty stainless steel springs that provide an extremely strong catch mechanism to securely hold doors and hatches. Constructed of sturdy UV resistant injection molded nylon. Installs with three #8 RH fasteners (included in display packaging).



STEP HANDLE

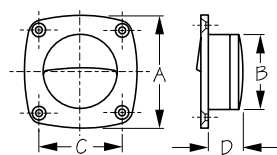
Injection Molded Nylon



Bulk	Display	A	B	C	D	E	Color	Fastener	Wt.(lb.)	Std. Pack
227260	227260-1	6-3/8"	3-1/4"	1-3/8"	1-5/8"	2-1/2"	Black	1/4" RH	.22	10 ea

This Step Handle is designed for use as a lift handle on small boat transoms. Molded with a contoured handle grip, the textured upper surface also allows these handles to be used as a step. Constructed of UV resistant injection molded nylon. Installs with four 1/4" RH fasteners (not included).

- Special Order Requirements May Apply
- Custom Colors Available With Large Order



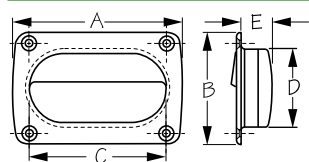
FINGER PULL - SMALL

Injection Molded Acetal



Bulk	Display	A	B	C	D	Color	Fastener	Wt.(lb.)	Std. Pack
227310	227310-1	2-3/16"	1-3/4"	1-9/16"	11/16"	Black	#6 FH	.04	10 ea

These Small Finger Pulls allow you to open a drawer or cabinet using just one finger. Flush mounted for a more inconspicuous look. Constructed of UV resistant injection molded acetal. Installs with four #6 FH fasteners (not included).



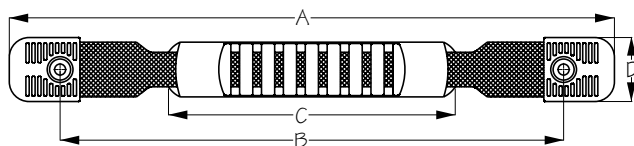
FINGER PULL

Injection Molded Acetal



Bulk	Display	A	B	C	D	E	Color	Fastener	Wt.(lb.)	Std. Pack
227320	227320-1	3-5/8"	2-3/8"	2-15/16"	1-3/4"	11/16"	Black	#6 FH	.07	10 ea
227321	227321-1	3-5/8"	2-3/8"	2-15/16"	1-3/4"	11/16"	White	#6 FH	.07	10 ea
227322	227322-1	3-5/8"	2-3/8"	2-15/16"	1-3/4"	11/16"	Gray	#6 FH	.07	10 ea

These Finger Pulls allow you to open a drawer or cabinet using just one finger. Flush mounted for a more inconspicuous look. Constructed of UV resistant injection molded acetal. Installs with four #6 FH fasteners (not included).



WEBBING HANDLE WITH CAPS

Injection Molded Nylon/Webbing



Bulk	Display	A	B	C	D	Fastener	Wt.(lb.)	Std. Pack
227462	227462-1	11-1/2"	10"	5"	1"	#10 RH	.11	10 ea

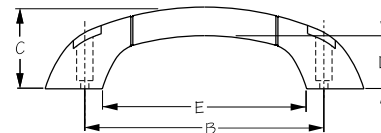
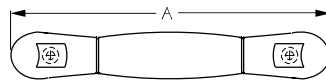
Webbing Lift Handle is easy to hold even when wet. Ideal for replacement of worn or torn handles or to add another handle to make it easier to carry your kayak, paddle board, or canoe. Works for both end and side carry handles. Includes nylon end caps. Constructed of nylon webbing with an injection molded nylon handle. Installs with two #10 RH fasteners (not included) or on an inflatable boat with use of the proper adhesive.

4 Cabinet Hardware



GRAB HANDLE

Injection Molded Nylon/PVC Coated

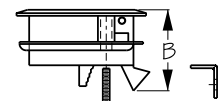
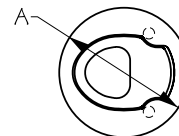


Bulk	Display	A	B	C	D	E	Color	Fastener	Wt.(lb.)	Std. Pack
227560	227560-1	9-3/4"	7-1/4"	2-1/2"	1-3/4"	6-1/4"	Black	#10 FH	.40	5 ea
227561	227561-1	9-3/4"	7-1/4"	2-1/2"	1-3/4"	6-1/4"	White	#10 FH	.40	5 ea

Soft Grip Handle with concealed fasteners. Constructed of injection molded nylon with PVC coating. Installs with two #10 FH fasteners (included).

SLAM LATCH

Injection Molded Nylon / Stainless Steel

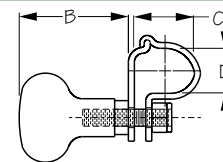
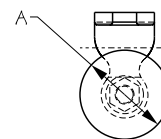


Bulk	Display	A	B	Cutout Hole	Color	Fastener	Wt.(lb.)	Std. Pack
228120	228120-1	2-7/16"	1-1/2"	2"	White	#12 RH	.11	5 ea
228125	228125-1	2-7/16"	1-1/2"	2"	Black	#12 RH	.11	5 ea

Slam Latches feature push-to-close functionality. Activated by the shutting or slamming of a door, they are designed so that a spring inside automatically retracts the latch, engaging the keeper and retaining the cover against the frame. Fast and easy to use, this latch features a recessed, rattle-free, spring loaded handle for quick access. Constructed of UV resistant injection molded nylon. Easy to install by simply inserting the latch body through a single round 2" cutout and screwing on the back plate. Includes hardware to mount latch. Keeper plate installs with two #12 RH fasteners (not included). Available in black or white.

STEERING WHEEL MANEUVERING KNOB

Investment Cast 316 Stainless Steel

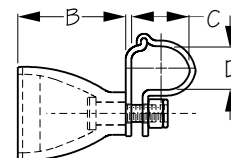
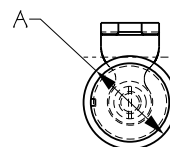


Bulk	Display	A	B	C	D	Wt.(lb.)	Std. Pack
n/a	230106-1	1-1/2"	1-7/8"	1"	3/4"	.39	1 ea

Steering Wheel Maneuvering Knob fits our Sea-Dog® Steering Wheels (230111, 230212, 230115, 230211, 230215, 230313, and 230315). Attaches to the wheel for use in situations where maneuvering is excessive, allowing the driver to turn the steering wheel more quickly. Constructed of corrosion resistant investment cast 316 stainless steel. Fits 1" x 3/4" oval tubing.

STEERING WHEEL MANEUVERING KNOB

Investment Cast 316 Stainless Steel

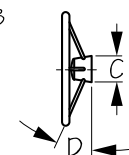
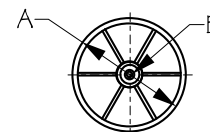


Bulk	Display	A	B	C	D	Wt.(lb.)	Std. Pack
n/a	230107-1	1-5/8"	1-7/8"	1"	3/4"	.45	1 ea

Steering Wheel Maneuvering Knob fits our Sea-Dog® Steering Wheels (230111, 230212, 230115, 230211, 230215, 230313, and 230315). Attaches to the wheel for use in situations where maneuvering is excessive, allowing the driver to turn the steering wheel more quickly. Direct replacement for knobs installed on 230323 and 230325 wheels. Constructed of corrosion resistant investment cast 316 stainless steel. Fits 1" x 3/4" oval tubing.

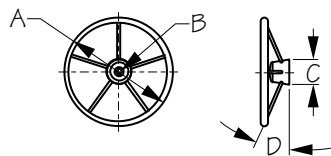
STEERING WHEEL

Formed 304 Stainless Steel



Bulk	Display	No. of Spokes	Cap	A	B	C	D	NMMA Type Accepted #	Wt.(lb.)	Std. Pack
230111	n/a	5	Teak	15-1/8"	3/4"	3-1/2"	10°	2456120	3.69	5 ea
230115	n/a	6	Plastic	15-1/8"	3/4"	3-1/2"	10°	2456121	3.69	5 ea
230211	n/a	5	Plastic	11"	3/4"	3-1/2"	25°	2456122	2.89	5 ea
230215	n/a	6	Plastic	15-1/8"	3/4"	3-1/2"	25°	2456123	3.69	5 ea
230101	230101-1	Black plastic replacement cap							.10	5 ea
230102	230102-1	Teak replacement cap							.09	5 ea

These Steering Wheels feature either a 5-spoke or 6-spoke design with a 10° or 25° dish and a decorative cap. All wheels fit a standard 3/4" tapered shaft. Constructed of corrosion resistant formed 304 stainless steel.



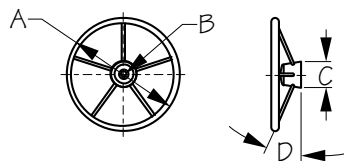
STEERING WHEEL

Formed 304 Stainless Steel



Bulk	Display	No. of Spokes	Cap	A	B	C	D	NMMA Type Accepted #	Wt.(lb.)	Std. Pack	
230212	n/a	5	Plastic	12"	3/4"	3-1/2"	25°	2539244	2.95	5 ea	
230101	230101-1	Black plastic replacement cap								.10	5 ea
230102	230102-1	Teak replacement cap								.09	5 ea

This Steering Wheel features a 5-spoke design and 25° dish. Fits standard 3/4" tapered shafts. Constructed of corrosion resistant formed 304 stainless steel.



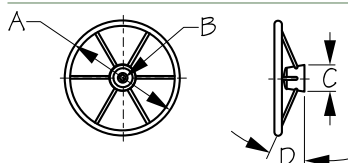
STEERING WHEEL

Formed 304 Stainless Steel With Foam Covering



Bulk	Display	No. of Spokes	Cap	A	B	C	D	NMMA Type Accepted #	Wt.(lb.)	Std. Pack	
230212G	n/a	5	Plastic	11"	3/4"	3-1/2"	25°	n/a	2.89	5 ea	
230213G	n/a	5	Plastic	13-1/2"	3/4"	3-1/2"	25°	2601616	3.00	5 ea	
230101	230101-1	Black plastic replacement cap								.10	5 ea
230102	230102-1	Teak replacement cap								.09	5 ea

These Steering Wheels feature a 5-spoke design with a 25° dish. Fits standard 3/4" tapered shafts. Constructed of corrosion resistant formed 304 stainless steel with foam covering.



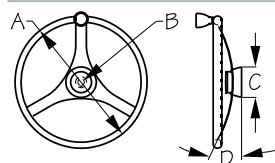
STEERING WHEEL

Formed 304 Stainless Steel With Foam Covering



Bulk	Display	No. of Spokes	Cap	A	B	C	D	NMMA Type Accepted #	Wt.(lb.)	Std. Pack	
230216	n/a	6	Plastic	15"	3/4"	3-1/2"	25°	2456124	3.69	5 ea	
230217	n/a	5	Plastic	15"	3/4"	3-1/2"	25°	2456125	3.69	5 ea	
230101	230101-1	Black plastic replacement cap								.10	5 ea
230102	230102-1	Teak replacement cap								.09	5 ea

These Steering Wheels feature a 5-spoke or 6-spoke design with a 25° dish. Fits standard 3/4" tapered shafts. Constructed of corrosion resistant formed 304 stainless steel with foam covering.



STEERING WHEEL WITH INTEGRAL KNOB

Formed 304 Stainless Steel



Bulk	Display	No. of Spokes	Cap	A	B	C	D	Wt.(lb.)	Std. Pack		
230323	n/a	3	Stainless	13-1/2"	3/4"	3-1/2"	25°	3.65	5 ea		
230325	n/a	3	Stainless	15-1/2"	3/4"	3-1/2"	25°	3.88	5 ea		
230303	n/a	Stainless replacement cap								.36	5 ea

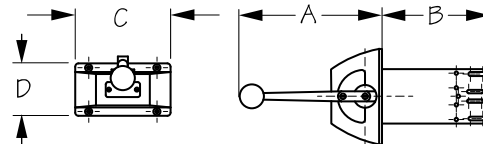
These Steering Wheels feature a 3-spoke design with a 25° dish angle, and an integral knob. A steering knob attaches to the wheel for use in situations where maneuvering is excessive, allowing the driver to turn the steering wheel more quickly. Fits standard 3/4" tapered shafts. Constructed of corrosion resistant formed 304 stainless steel.

4 Cabinet Hardware



SINGLE FUNCTION ENGINE CONTROL

Sand Cast Brass Chrome Plated



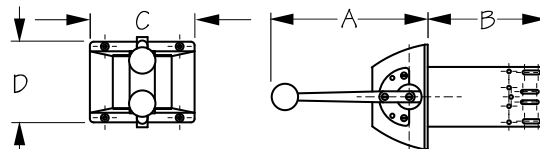
Bulk	Display	A	B	C	D	Fastener	Wt.(lb.)	Std. Pack
232300	n/a	8-1/2"	6-5/16"	5-5/16"	3-1/8"	#10 FH	4.48	1 ea
n/a	232318-1	Replacement Knob (Red)					.06	5 ea
n/a	232319-1	Replacement Knob (Black)					.06	5 ea

This classic Single Function Engine Control is ideal for inboard, stern drive, and outboard engines. One lever controls either throttle or shift functions. Constructed of chrome plated sand cast brass. Top mount with four #10 FH fasteners (not included).



DUAL FUNCTION ENGINE CONTROL

Sand Cast Brass Chrome Plated



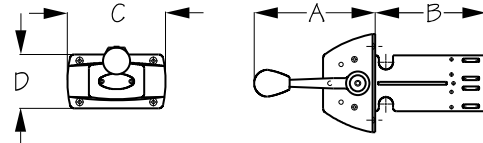
Bulk	Display	A	B	C	D	Fastener	Wt.(lb.)	Std. Pack
232310	n/a	8-1/2"	6-3/8"	5-1/2"	4-1/4"	#10 FH	7.33	1 ea
232320	n/a	2nd Control Kit					.26	1 ea
n/a	232318-1	Replacement Knob (Red)					.06	5 ea
n/a	232319-1	Replacement Knob (Black)					.06	5 ea

This Dual Function Engine Control works in both single and dual helm station applications. Ideal for inboard, stern drive, and outboard engines. The twin levers allow one handle to control the shift and the other to control the throttle. Requires 2nd Control Kit 232320 (pictured below) for use in dual station applications. Constructed of chrome plated sand cast brass. Top mount with four #10 FH fasteners (not included).



SINGLE FUNCTION ENGINE CONTROL

Investment Cast 316 Stainless Steel



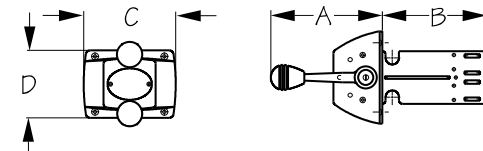
Bulk	Display	A	B	C	D	Fastener	Wt.(lb.)	Std. Pack
232350	n/a	7"	6-1/2"	5-1/4"	3-1/4"	#10 FH	3.30	1 ea
n/a	232378-1	Replacement Knob (Red)					.08	5 ea
n/a	232379-1	Replacement Knob (Black)					.09	5 ea

This Single Function Engine Control is ideal for inboard, stern drive, and outboard engines. One lever controls either throttle or shift functions. Meets ABYC Engine control Standards P-14. Constructed of corrosion resistant investment cast 316 stainless steel. Top mount with four #10 FH fasteners (not included).




DUAL FUNCTION ENGINE CONTROL

Investment Cast 316 Stainless Steel



Bulk	Display	A	B	C	D	Fastener	Wt.(lb.)	Std. Pack
232360	n/a	7"	6-1/2"	5-1/4"	4-1/4"	#10 FH	5.00	1 ea
232320	n/a	2nd Control Kit					.26	1 ea
n/a	232378-1	Replacement Knob (Red)					.08	5 ea
n/a	232379-1	Replacement Knob (Black)					.09	5 ea

This Dual Function Engine Control works in both single and dual helm station applications. Ideal for inboard, stern drive, and outboard engines. The twin levers allow one handle to control the shift and the other to control the throttle. Requires 2nd Control Kit 232320 (pictured below) for use in dual station applications. Meets ABYC Engine control Standards P-14. Constructed of corrosion resistant investment cast 316 stainless steel. Top mount with four #10 FH fasteners (not included).





5

-
- | | |
|-------------------|--------------------------|
| Top Fittings | Connectors |
| Handrail Fittings | Stanchion & End Fittings |
| Handrails | Elbow Tees |
| Track Fittings | Rail Tees |
| Hinge Fittings | Canvas Fasteners |
| Head Screws | |

2007

Rail
Fittings

5 Rail Fittings

BIMINI FITTINGS

Die Cast Zinc Chrome Plated



Bulk	Display	Description	Tube O.D.*	Pin Size	Pin/Screw #	Fastener	Wt.(lb.)	Std. Pack
276100	276100-1	Top Cap	7/8"	1/4"	n/a	n/a	.12 / .24	10 ea / 10 pr
276160	276160-1	Jaw Slide	7/8"	1/4"	0P27001	n/a	.14 / .28	10 ea / 10 pr
276200	276200-1	90° Deck Hinge	Base: 3/4" x 2-1/4"	1/4"	0P27601	#10 FH	.10 / .20	10 ea / 10 pr
n/a	276250-1	Side Mount Deck Hinge	Base: 1" x 2"	1/4"	0P27601	#10 FH	.14	10 pr

These Bimini Fittings are for use in Bimini top applications. Top fittings can be attached to railing with set screws or pop riveted using stainless or aluminum rivets. Set screws included with display packed fittings only. Set screws can be purchased separately (299999-1) for bulk fittings. Pin size 1/4". Deck hinges install with #10 FH fasteners (not included). Constructed of chrome plated die cast zinc. Recommended for freshwater use. *Stainless tubing with a wall thickness of 0.049".

RAIL BASE FITTINGS

Die Cast Zinc Chrome Plated



Bulk	Display	Description	Tube O.D.*	Base	Fastener	Wt.(lb.)	Std. Pack
n/a	286030-1	30° Round Base	7/8"	2-5/8"	#10 FH	.38	10 ea
286060	286060-1	60° Round Base	7/8"	2-5/8"	#10 FH	.32	10 ea
286090	286090-1	90° Round Base	7/8"	2-5/8"	#10 FH	.36	10 ea
n/a	286145-1	45° Rectangular Base	7/8"	1-5/8" x 2-3/4"	#10 FH	.26	10 ea
286160	286160-1	60° Rectangular Base	7/8"	1-5/8" x 2-3/4"	#10 FH	.28	10 ea
286190	286190-1	90° Rectangular Base	7/8"	1-5/8" x 2-3/4"	#10 FH	.31	10 ea

These Rail Base Fittings can be attached to railing with set screws or pop riveted using stainless or aluminum rivets. Set screws included with display packed fittings only. Set screws can be purchased separately (299999-1) for bulk fittings. Installs with #10 FH fasteners (not included). Constructed of chrome plated die cast zinc. Recommended for freshwater use. *Stainless tubing with a wall thickness of 0.049".

HAND RAIL FITTINGS

Die Cast Zinc Chrome Plated



Bulk	Display	Description	Rail Height	Tube O.D.*	Fastener	Wt.(lb.)	Std. Pack
n/a	286290-1	Bullet End	n/a	7/8"	n/a	.06	10 ea
286560	286560-1	60° Center	2-1/8"	7/8"	#10 FH	.24	10 ea
286565	286565-1	60° End - Left (Port) Inside Set Screw	2-1/8"	7/8"	#10 FH	.26	10 ea
286566	286566-1	60° End - Right (Starboard) Inside Set Screw	2-1/8"	7/8"	#10 FH	.26	10 ea
n/a	286955-1	5-1/2° Blend Base	n/a	7/8"	#10 FH	.35	10 ea

These Hand Rail Fittings can be attached to railing with set screws or pop riveted using stainless or aluminum rivets. Set screws included with display packed fittings only. Set screws can be purchased separately (299999-1) for bulk fittings. Installs with #10 FH fasteners (not included). Constructed of chrome plated die cast zinc. Recommended for freshwater use. *Stainless tubing with a wall thickness of 0.049".

RAIL TEES, ELBOWS, & BOW FORMS

Die Cast Zinc Chrome Plated



Bulk	Display	Description	Tube O.D.*	Wt.(lb.)	Std. Pack
296090	296090-1	90° Tee	7/8"	.28	10 ea
n/a	296095-1	90° Elbow	7/8"	.29	10 ea
296160	296160-1	60° Tee - Left (Port) Inside Set Screws	7/8"	.28	10 ea
296260	296260-1	60° Tee - Right (Starboard) Inside Set Screws	7/8"	.28	10 ea
296510	296510-1	110° Bow Form	7/8"	.59	5 ea

These Rail Tees, Elbows, & Bow Forms can be attached to railing with set screws or pop riveted using stainless or aluminum rivets. Set screws included with display packed fittings only. Set screws can be purchased separately (299999-1) for bulk fittings. Flagpole mounting hole in 110° Bow Form is designed to fit 1/2" diameter flagpoles. Constructed of chrome plated die cast zinc. Recommended for freshwater use. *Stainless tubing with a wall thickness of 0.049".

5 Rail Fittings

TOP FITTINGS

Injection Molded Nylon



Bulk	Display	Description	Color	Tube O.D.*	Pin Size	Wt.(lb.)	Std. Pack
273100	273100-1	Top Cap	Black	7/8"	1/4"	.04 / .08	10 ea / 10 pr
273101	273101-1	Top Cap	White	7/8"	1/4"	.04 / .08	10 ea / 10 pr
273110	273110-1	Top Cap	Black	3/4"	1/4"	.02 / .04	10 ea / 10 pr
273111	273111-1	Top Cap	White	3/4"	1/4"	.02 / .04	10 ea / 10 pr
273175	273175-1	Top Insert	Black	3/4"	1/4"	.02 / .04	10 ea / 10 pr
273176	273176-1	Top Insert	White	3/4"	1/4"	.02 / .04	10 ea / 10 pr
273180	273180-1	Top Insert	Black	7/8"	1/4"	.03 / .06	10 ea / 10 pr
273181	273181-1	Top Insert	White	7/8"	1/4"	.03 / .06	10 ea / 10 pr
273580	273580-1	Square tube Top Insert	Black	1" (7/8" x 7/8" Inside)	1/4"	.03 / .06	10 ea / 10 pr
273581	273581-1	Square tube Top Insert	White	1" (7/8" x 7/8" Inside)	1/4"	.03 / .06	10 ea / 10 pr

Top Fittings create an attachment point and function as a pivot point as part of a Bimini top system. These fittings connect to tubing either as a Top Cap or Top Insert for 3/4" or 7/8" round tubing or 1" square tubing. Pin size 1/4". Constructed of UV resistant injection molded nylon. Available in black or white. *Stainless tube wall thickness 0.049".

SLIDE FITTINGS

Injection Molded Nylon



Bulk	Display	Description	Color	Tube O.D.*	Pin Size	Pin/Screw #	Wt.(lb.)	Std. Pack
273160	273160-1	Jaw Slide	Black	7/8"	3/16"	0P27301	.07 / .14	10 ea / 10 pr
273161	273161-1	Jaw Slide	White	7/8"	3/16"	0P27301	.07 / .14	10 ea / 10 pr
273162	273162-1	Hinged Jaw Slide w/Bolt	Black	7/8"	1/4"	0P27001	.07	10 ea
273163	273163-1	Hinged Jaw Slide w/Bolt	White	7/8"	1/4"	0P27001	.07	10 ea
273165	273165-1	Jaw Slide	Black	3/4"	3/16"	0P27301	.04 / .08	10 ea / 10 pr
273166	273166-1	Jaw Slide	White	3/4"	3/16"	0P27301	.04 / .08	10 ea / 10 pr
273560	273560-1	Square Tube Jaw Slide	Black	1" x 1" (Outside)	3/16"	0P27301	.08 / .16	10 ea / 10 pr
273561	273561-1	Square Tube Jaw Slide	White	1" x 1" (Outside)	3/16"	0P27301	.08 / .16	10 ea / 10 pr

These Slide Fittings are used as part of a Bimini top system to install a new Bimini top to boat rails or for adding additional support arms to an existing top. Jaw Slides attach an eye end securely to support tubing. Square jaws fit 1" x 1" tubing commonly found on pontoon boats. Round jaws fit standard 7/8" or 3/4" tubing. Set screw on back allows you to quickly and easily adjust the placement of these slides where they are needed. Hinged Jaw Slides fit 7/8" tubing and are ideal for mounting on handrails, or in applications where it is not possible or convenient to slide the fitting onto the tubing. Constructed of UV resistant injection molded nylon. Available in black or white. *Stainless tube wall thickness 0.049".

TOP MOUNT HINGE FITTINGS

Injection Molded Nylon



Bulk	Display	Description	Color	Base Width	Base Length	Pin Size	Pin/Screw #	Fastener	Wt.(lb.)	Std. Pack
273200	273200-1	Large Deck Hinge	Black	13/16"	2-7/16"	3/16"	0P27301	#10 FH	.04 / .08	10 ea / 10 pr
273201	273201-1	Large Deck Hinge	White	13/16"	2-7/16"	3/16"	0P27301	#10 FH	.04 / .08	10 ea / 10 pr
273205	273205-1	Small Deck Hinge	Black	13/16"	2-3/8"	3/16"	0P27301	#10 FH	.03 / .06	10 ea / 10 pr
273206	273206-1	Small Deck Hinge	White	13/16"	2-3/8"	3/16"	0P27301	#10 FH	.03 / .06	10 ea / 10 pr
273230	273230-1	Large Deck Hinge/10° Angled	Black	7/8"	2-7/16"	3/16"	0P27301	#10 FH	.04 / .08	10 ea / 10 pr
273231	273231-1	Large Deck Hinge/10° Angled	White	7/8"	2-7/16"	3/16"	0P27301	#10 FH	.04 / .08	10 ea / 10 pr
273240	273240-1	7/8" Concave Deck Hinge	Black	13/16"	2-7/16"	3/16"	0P27301	#10 FH	.06 / .12	10 ea / 10 pr
273241	273241-1	7/8" Concave Deck Hinge	White	13/16"	2-7/16"	3/16"	0P27301	#10 FH	.06 / .12	10 ea / 10 pr

Deck Hinges are designed to mount horizontally and attach an eye end secured to tubing in Bimini top applications. Concave Hinges are designed to rail mount on 7/8" tubing. Angled Hinges are used for mounting items on slanted surfaces like sloped gunwales. 3/16" pin size. Constructed of UV resistant injection molded nylon. Installs with two #10 FH fasteners (not included). Available in black or white.

SIDE MOUNT HINGE FITTINGS

Injection Molded Nylon




Bulk	Display	Description	Color	Base Width	Base Length	Pin Size	Pin/Screw #	Fastener	Wt.(lb.)	Std. Pack
273250	273250-1	Deck Hinge	Black	7/8"	2-7/16"	1/4"	0P27303	#10 FH	.04 / .08	10 ea / 10 pr
273251	273251-1	Deck Hinge	White	7/8"	2-7/16"	1/4"	0P27303	#10 FH	.04 / .08	10 ea / 10 pr
273255	273255-1	Four Hole Side Mount Deck Hinge	Black	1-3/4"	2"	1/4"	0P27303	#10 FH	.05 / .10	10 ea / 10 pr
273256	273256-1	Four Hole Side Mount Deck Hinge	White	1-3/4"	2"	1/4"	0P27303	#10 FH	.05 / .10	10 ea / 10 pr

Side Mount Hinge Fittings are designed to mount vertically and attach an eye end in Bimini top applications. 1/4" pin size. Constructed of UV resistant injection molded nylon. Installs with #10 FH fasteners (not included). Available in black or white.

5 Rail Fittings

TRACK FITTINGS

Injection Molded Nylon



Bulk	Display	Description	Color	Base Width	Base Length	Fastener	Wt.(lb.)	Std. Pack
273213	273213-1	.85 Track End Cap Stop	Black	7/8"	1-1/4"	#8 FH	.01 / .02	10 ea / 10 pr
273220	273220-1	.85 Track Slide	Black	11/16"	2-3/8"	n/a	.01 / .02	10 ea / 10 pr

Track Fittings can be used to add slide track to your boat. Track Slides convert standard hinge fittings for track use. End Caps establish the termination point of a Bimini slide assembly. Constructed of UV resistant injection molded nylon.

TRACK MOUNT HINGE FITTINGS

Injection Molded Nylon



Bulk	Display	Description	Color	Base Width	Base Length	Pin Size	Pin/Screw #	Thumb Screw #	Wt.(lb.)	Std. Pack
273260	273260-1	Side Mount Slide - .85" Track	Black	7/8"	2-1/4"	1/4"	0P27303	n/a	.05 / .10	10 ea / 10 pr
273261	273261-1	Side Mount Slide - .85" Track	White	7/8"	2-1/4"	1/4"	0P27303	n/a	.05 / .10	10 ea / 10 pr
273265	273265-1	Side Mount Slide - 1.05" Track	Black	1"	2-1/4"	1/4"	0P27303	n/a	.05 / .10	10 ea / 10 pr
273270	273270-1	Deck Hinge Slide - .85" Track	Black	7/8"	2-7/16"	3/16"	0P27301	n/a	.05 / .10	10 ea / 10 pr
n/a	273285-1	Lock Dk Hinge Slide - .85" Trk - Prt & Stbd	Black	7/8"	2-7/16"	3/16"	0P27301	0P27302	.12	10 pr
n/a	273286-1	Lock Dk Hinge Slide - .85" Trk - Prt & Stbd	White	7/8"	2-7/16"	3/16"	0P27301	0P27302	.12	10 pr
273295	273295-1	Track Slide Lock - .85"	Black	11/16"	13/16"	n/a	n/a	0P27302	.02 / .04	10 ea / 10 pr
273296	273296-1	Track Slide Lock - .85"	White	11/16"	13/16"	n/a	n/a	0P27302	.02 / .04	10 ea / 10 pr
273630	273630-1	Curved Windshield Hinge	Black	n/a	n/a	3/16"	0P27301	n/a	.07 / .14	10 ea / 10 pr

Track Mount Hinge Fittings provide slide adjustment for the convenient use and storage of Bimini top frames. Designed to attach an eye end. Use Side Mount Sliders for vertical mounting or Deck Mount Sliders for horizontal mounting. Functions as an alternative to a brace kit. Locking Deck Hinges utilize a filister screw to lock hinge in place. Track Slide Locks create a termination point. For use in 0.850 or 1.050 track. 1/4" or 3/16" pin size. Constructed of UV resistant injection molded nylon. Available in black and white.

TUBE CONNECTORS

Injection Molded Nylon



Bulk	Display	Description	Color	Tube O.D.*	Length	Wt.(lb.)	Std. Pack
273300	273300-1	Tube Connector - 7/8"	Black	7/8"	2-1/4"	.04 / .08	10 ea / 10 pr

Tube Connectors are used for connecting the ends of stainless steel or aluminum tubing by sliding inside the tube. Fits 7/8" tubing. Constructed of UV resistant injection molded nylon. *Stainless tube wall thickness 0.049".

QUICK RELEASE SIDE MOUNT EYE END & BRACKET

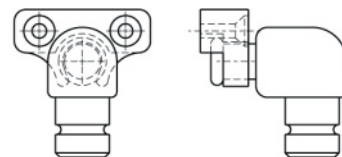
Injection Molded Nylon



273369
273370



273350
273351




Bulk	Display	Description	Color	Tube O.D.*	Hole Space	Fastener	Wt.(lb.)	Std. Pack
273350	273350-1	90° Inside Eye End	Black	3/4"	n/a	n/a	.03 / .06	10 ea / 10 pr
273351	273351-1	90° Inside Eye End	White	3/4"	n/a	n/a	.03 / .06	10 ea / 10 pr
273369	273369-1	90° Inside Eye Bracket	Black	n/a	15/16"	#8 FH	.01 / .02	10 ea / 10 pr
273370	273370-1	90° Inside Eye Bracket	White	n/a	15/16"	#8 FH	.01 / .02	10 ea / 10 pr

The Side Mount Eye End used in conjunction with an Eye Mount Bracket converts standard internal eyes into quick release fittings. These 90° eye ends fit 3/4" OD tubing. Constructed of UV resistant injection molded nylon. Bracket installs with two #8 FH fasteners (not included). Available in black or white.

5 Rail Fittings

JAW SLIDE & BRACKET FITTINGS

Injection Molded Nylon



Bulk	Display	Description	A	B	C	D	E	F	Wt.(lb.)	Std. Pack
273565	273565-1	Bracket Mount Jaw Slide	2-1/16"	3/4"	5/16"	3/4"	3/8"	1/4"	.03 / .06	10 ea / 10 pr
273568	273568-1	Head Screw	1/4"-28	1-3/8"	1-3/16"	3/4"	n/a	n/a	.03 / .06	10 ea / 10 pr
273660	273660-1	Slide Bracket	2-3/8"	1"	13/16"	1-11/16"	1"	n/a	.03 / .06	10 ea / 10 pr
273665	273665-1	Slide Bracket	6"	1"	3/4"	5"	4-3/16"	n/a	.06 / .12	10 ea / 10 pr

These Jaw Slide and Bracket Fittings are components in a Bimini top fitting system. Bracket Fittings are designed to mount on the side of the gunnel for a Jaw Slide to snap onto. The Jaw Slide then glides along the bracket and is adjusted and secured by the head screw. Constructed of UV resistant injection molded nylon. Brackets install with two #8 FH fasteners (not included).

TOP FITTINGS

Investment Cast 316 Stainless Steel



Bulk	Display	Description	Tube O.D.*	Pin Size	Wt.(lb.)	Std. Pack
270100	270100-1	Top Cap	7/8"	1/4"	.20	10 ea
270101	270101-1	Top Cap	1"	1/4"	.28	10 ea
270102	n/a	Top Cap	1-1/4"	5/16"	.44	10 ea
270103	n/a	Top Cap	1-1/8"	5/16"	.26	10 ea
270111	270111-1	Top Cap Heavy Duty	1"	5/16"	.23	10 ea
270175	270175-1	Top Insert	3/4"	1/4"	.09	10 ea
270180	270180-1	Top Insert	7/8"	1/4"	.15	10 ea
270191	270191-1	Square Tube Top Insert	1-1/4" (1" x 1" inside)	1/4"	.19	10 ea

Top Fittings create an attachment point and function as a pivot point as part of a Bimini top system. For use as a top cap for 7/8"-1-1/8" round tubing or as an insert for 3/4" or 7/8" OD tubing. Also available as an insert for 1-1/4" square tubing (1" x 1" inside dimensions) commonly found on pontoon boats. 1/4" or 5/16" pin size. Constructed of corrosion resistant investment cast 316 stainless steel. *Stainless tube wall thickness 0.049".

SLIDE FITTINGS

Investment Cast 316 Stainless Steel



Bulk	Display	Description	Tube O.D.*	Pin Size	Pin/Screw #	Wt.(lb.)	Std. Pack
270160	270160-1	Jaw Slide with Bolt	7/8"	1/4"	OP27001	.27	10 ea
270161	270161-1	Jaw Slide with Bolt	1"	1/4"	OP27001	.29	10 ea
270162	n/a	Jaw Slide with Bolt	1-1/4"	5/16"	OP27003	.42	10 ea
270163	n/a	Jaw Slide with Bolt	1-1/8"	5/16"	OP27003	.30	10 ea
270165	270165-1	Jaw Slide with Bolt	3/4"	1/4"	OP27001	.15	10 ea
270166	270166-1	Hinged Jaw Slide with Bolt	7/8"	1/4"	OP27001	.29	10 ea
270167	270167-1	Hinged Jaw Slide with Bolt	1"	1/4"	OP27001	.38	10 ea
270168	n/a	Hinged Jaw Slide with Bolt	1-1/8"	5/16"	OP27003	.37	10 ea
270171	270171-1	Jaw Slide with Bolt-Heavy Duty	1"	5/16"	OP27003	.28	10 ea

These Slide Fittings are used as part of a Bimini top system to install a new Bimini top, adding additional support arms to an existing one, or customizing a cockpit or sun deck awning. Jaw Slides attach an eye end securely to support tubing. Set screw on back allows you to quickly and easily adjust the placement of these slides where they are needed. Hinged Jaw Slides are ideal for mounting on handrails, or in applications where it is not possible or convenient to slide the fitting onto the tubing. Jaw Slides fit tubing from 3/4" - 1-1/8". Constructed of corrosion resistant investment cast 316 stainless steel. *Stainless tube wall thickness 0.049".



TOP MOUNT HINGE FITTINGS

Investment Cast 316 Stainless Steel

Bulk	Display	Description	Base	Pin Size	Pin/Screw #	Fastener	Wt.(lb.)	Std. Pack
270200	270200-1	90° Deck Hinge	3/4" x 2-1/4"	1/4"	OP27001	#10 FH	.24	10 ea
270205	270205-1	90° Deck Hinge Heavy Duty	1" x 2-1/16"	5/16"	OP27004	1/4" FH	.24	10 ea
270210	270210-1	90° Deck Hinge (Removable Pin)	3/4" x 2-1/4"	1/4"	OP27002	#10 FH	.23	10 ea
270230	270230-1	10° Angle Base Deck Hinge	3/4" x 2-1/4"	1/4"	OP27001	#10 FH	.23	10 ea
270235	270235-1	10° Angle Base Deck Hinge (Removable Pin)	3/4" x 2-1/4"	1/4"	OP27002	#10 FH	.23	10 ea
270240	270240-1	1" Concave Base Deck Hinge	3/4" x 2-1/4"	1/4"	OP27001	#10 FH	.19	10 ea
270245	270245-1	1" Concave Base Deck Hinge (Removable Pin)	3/4" x 2-1/4"	1/4"	OP27002	#10 FH	.19	10 ea
270260	270260-1	180° Adjustable Angle Deck Hinge	1" x 2-3/4"	1/4"	OP27001	#10 FH	.10	10 ea

These Top Mount Hinge Fittings are designed to mount horizontally and attach an eye end in Bimini top applications. Concave Hinges are designed to rail mount on 1" tubing. Angled Hinges are used for mounting items on slanted surfaces like sloped gunwales. 180° Adjustable Hinge allows universal mounting at almost any angle including vertical mounting. Removable Pin Deck Hinges feature a spring loaded quick release pin for easy top removal. 1/4" or 5/16" pin size. Constructed of corrosion resistant investment cast 316 stainless steel. Installs with two FH fasteners (not included).

5 Rail Fittings

SIDE MOUNT HINGE FITTINGS

Investment Cast 316 Stainless Steel



Bulk	Display	Description	Base	Pin Size	Pin/Screw #	Fastener	Wt.(lb.)	Std. Pack
270250	270250-1	Side Mount Deck Hinge	7/8" x 2"	1/4"	OP27006	#10 FH	.14	10 ea
270255	270255-1	Side Mount Deck Hinge - Heavy Duty	1-7/8" x 2-13/16"	5/16"	OP27005	1/4" FH	.33	10 ea

Side Mount Hinge Fittings are designed to mount vertically and attach an eye end in Bimini top applications. 1/4" or 5/16" pin size. Constructed of corrosion resistant investment cast 316 stainless steel. Installs with FH fasteners (not included).

LIFELINE FITTINGS

Investment Cast 316 Stainless Steel



Bulk	Display	Description	Tube O.D.*	Base	Eye Diameter	Pin Size	Pin/Screw #	Fastener	Wt.(lb.)	Std. Pack
270500	270500-1	Stanchion Eye Insert	1"	n/a	1/2"	n/a	n/a	n/a	.18	10 ea
270505	270505-1	Stanchion Eye	1"	n/a	1/2"	n/a	n/a	n/a	.21	10 ea
270510	270510-1	Stanchion Cap	7/8"	n/a	5/16"	n/a	n/a	n/a	.21	10 ea
270511	270511-1	Stanchion Cap	1"	n/a	5/16"	n/a	n/a	n/a	.21	10 ea
270520	270520-1	Clevis Slide	7/8"	n/a	n/a	1/4"	OP27007	n/a	.20	10 ea
270521	270521-1	Clevis Slide	1"	n/a	n/a	1/4"	OP27007	n/a	.23	10 ea
270530	270530-1	Stanchion Sleeve with Eye	7/8"	n/a	3/8"	n/a	n/a	n/a	.17	10 ea
270531	270531-1	Stanchion Sleeve with Eye	1"	n/a	3/8"	n/a	n/a	n/a	.30	10 ea
270540	270540-1	4° Rectangular Base	1"	2-13/16" x 3-9/16"	n/a	n/a	n/a	1/4" FH	1.13	5 ea
270550	270550-1	Life Line Base	n/a	2-7/16" x 1-1/2"	3/8"	n/a	n/a	#10 FH	.24	10 ea
270560	270560-1	Jaw Socket (Wire Size 5/16")	n/a	n/a	n/a	3/16"	OP27008	n/a	.11	10 ea

These Lifeline Fittings are constructed of corrosion resistant investment cast 316 stainless steel. Bases install with FH fasteners (not included).

*Stainless tube wall thickness 0.049".



RAIL BASE FITTINGS - ROUND

Investment Cast 316 Stainless Steel

Bulk	Display	Description	Tube O.D.*	Base	Fastener	Wt.(lb.)	Std. Pack
280300	280300-1	30° Round Base	7/8"	2-5/8"	#10 FH	.50	10 ea
280301	280301-1	30° Round Base	1"	2-3/4"	1/4" FH	.50	10 ea
280450	280450-1	45° Round Base	7/8"	2-5/8"	#10 FH	.50	10 ea
280451	280451-1	45° Round Base	1"	2-3/4"	1/4" FH	.54	10 ea
280600	280600-1	60° Round Base	7/8"	2-5/8"	#10 FH	.55	10 ea
280601	280601-1	60° Round Base	1"	2-3/4"	1/4" FH	.49	10 ea
280900	280900-1	90° Round Base	7/8"	2-5/8"	#10 FH	.49	10 ea
280901	280901-1	90° Round Base	1"	2-3/4"	1/4" FH	.58	10 ea
280921	280921-1	90° Low Round Base	1"	2-3/4"	1/4" FH	.36	10 ea

These Round Rail Base Fittings include set screws where appropriate. Constructed of corrosion resistant investment cast 316 stainless steel. Installs with three FH fasteners (not included). *Stainless tubing with a wall thickness of 0.049".



RAIL BASE FITTINGS - RECTANGULAR

Investment Cast 316 Stainless Steel

Bulk	Display	Description	Tube O.D.*	Base	Fastener	Wt.(lb.)	Std. Pack
281300	281300-1	30° Rectangular Base	7/8"	1-3/4" x 2-5/8"	#10 FH	.43	10 ea
281301	281301-1	30° Rectangular Base	1"	1-7/8" x 3-3/16"	1/4" FH	.51	10 ea
281450	281450-1	45° Rectangular Base	7/8"	1-11/16" x 3"	#10 FH	.42	10 ea
281451	281451-1	45° Rectangular Base	1"	1-7/8" x 3-1/4"	1/4" FH	.59	10 ea
281600	281600-1	60° Rectangular Base	7/8"	1-3/4" x 3-1/16"	#10 FH	.48	10 ea
281601	281601-1	60° Rectangular Base	1"	1-7/8" x 3-1/4"	1/4" FH	.57	10 ea
281900	281900-1	90° Rectangular Base	7/8"	1-11/16" x 3"	#10 FH	.42	10 ea
281901	281901-1	90° Rectangular Base	1"	1-7/8" x 3-3/16"	1/4" FH	.53	10 ea
281931	281931-1	90° Volcano Base	1"	2-1/16" x 3"	1/4" FH	.46	10 ea
281936	281936-1	90° Volcano Base	1"	3-11/16" x 3-3/8"	1/4" FH	.97	10 ea

These Rectangular Rail Base Fittings include set screws where appropriate. Constructed of corrosion resistant investment cast 316 stainless steel. Installs with four FH fasteners (not included). *Stainless tubing with a wall thickness of 0.049".

5 Rail Fittings

HAND RAIL FITTINGS

Investment Cast 316 Stainless Steel



Bulk	Display	Description	Rail Height	Tube O.D.*	Fastener	Wt.(lb.)	Std. Pack
285060	285060-1	60° Center	1-13/16"	7/8"	#10 FH	.28	10 ea
285061	285061-1	60° Center	1-7/8"	1"	1/4" FH	.34	10 ea
285065	285065-1	60° Center - Left (Port) Inside Set Screw	1-13/16"	7/8"	#10 FH	.28	10 ea
285066	285066-1	60° Center - Right (Starboard) Inside Set Screw	1-13/16"	7/8"	#10 FH	.27	10 ea
285120	285120-1	120° End	1-13/16"	7/8"	#10 FH	.28	10 ea
285121	285121-1	120° End	1-7/8"	1"	1/4" FH	.37	10 ea
285160	285160-1	60° End	1-13/16"	7/8"	#10 FH	.31	10 ea
285161	285161-1	60° End	1-7/8"	1"	1/4" FH	.38	10 ea
285165	285165-1	60° End - Left (Port) Inside Set Screw	1-13/16"	7/8"	#10 FH	.29	10 ea
285166	285166-1	60° End - Right (Starboard) Inside Set Screw	1-13/16"	7/8"	#10 FH	.30	10 ea
288280	288280-1	Rail Standoff	2-1/4"	7/8"	5/16" Bolt	.11	10 ea
288290	288290-1	Bullet End	n/a	7/8"	n/a	.11	10 ea
288291	n/a	Bullet End	n/a	1"	n/a	.13	10 ea
289900	289900-1	90° End - Bottom Mounted	1-7/8"	7/8"	1/4" - 28 Bolt	.82	5 ea
289901	289901-1	90° End - Bottom Mounted	1-7/8"	1"	1/4" - 28 Bolt	1.16	5 ea
289905	289905-1	60° Center - Bottom Mounted	1-7/8"	7/8"	1/4" - 28 Bolt	.31	5 ea

These Hand Rail Fittings are designed to be used in conjunction with 7/8" or 1" OD stainless tubing to create custom handrails. Constructed of corrosion resistant investment cast 316 stainless steel. Includes set screws where appropriate. Installs with FH fasteners (not included). *Stainless tubing with a wall thickness of 0.049".

HAND RAIL END FITTINGS

Investment Cast 316 Stainless Steel



Bulk	Display	Description	Tube O.D.*	Fastener	Wt.(lb.)	Std. Pack
289055	289055-1	5-1/2° Rail (End Out)	7/8"	#10 FH	.61	5 ea
289155	289155-1	5-1/2° Rail (End In)	7/8"	#10 FH	.48	5 ea
289165	289165-1	16-1/2° Rail (End Out)	7/8"	#10 FH	.44	5 ea

These Hand Rail End Fittings are for use in terminating hand rails. Includes set screws where appropriate. Constructed of corrosion resistant investment cast 316 stainless steel. Installs with two #10 FH fasteners (not included). *Stainless tubing with a wall thickness of 0.049".

HAND RAIL TEES

Investment Cast 316 Stainless Steel



Bulk	Display	Description	Tube O.D.*	Wt.(lb.)	Std. Pack
290600	290600-1	60° Universal Tee	7/8"	.39	10 ea
290601	290601-1	60° Universal Tee	1"	.46	10 ea
290603	290603-1	60° Hinged Tee	7/8"	.53	10 ea
290604	290604-1	60° Hinged Tee	1"	.70	10 ea
290900	290900-1	90° Universal Tee	7/8"	.34	10 ea
290901	290901-1	90° Universal Tee	1"	.38	10 ea
290903	290903-1	90° Hinged Tee	7/8"	.53	10 ea
290904	290904-1	90° Hinged Tee	1"	.58	10 ea
291600	291600-1	60° Tee - Left (Port) Inside Set Screws	7/8"	.34	10 ea
291601	291601-1	60° Tee - Left (Port) Inside Set Screws	1"	.43	10 ea
292600	292600-1	60° Tee - Right (Starboard) Inside Set Screws	7/8"	.31	10 ea
292601	292601-1	60° Tee - Right (Starboard) Inside Set Screws	1"	.42	10 ea
293100	293100-1	3 - Way Corner Fitting	7/8"	.47	5 ea
293101	293101-1	3 - Way Corner Fitting	1"	.57	5 ea
293131	293131-1	4 - Way Corner Fitting	1"	.70	5 ea
293141	293141-1	4 - Way Tee	1"	.48	5 ea

These Hand Rail Tee fittings create directionality in hand rail applications. Includes set screws where appropriate. Constructed of corrosion resistant investment cast 316 stainless steel. *Stainless tubing with a wall thickness of 0.049".



RAIL TEES, ELBOWS & BOW FORMS

Investment Cast 316 Stainless Steel

Bulk	Display	Description	Tube O.D.*	Degree	Wt.(lb.)	Std. Pack
293190	293190-1	Cable Anchor	7/8"	90°	.43	5 ea
293191	293191-1	Cable Anchor	1"	90°	.47	5 ea
295090	295090-1	Elbow	7/8"	90°	.34	10 ea
295091	295091-1	Elbow	1"	90°	.44	10 ea
295095	295095-1	Elbow & Anchor Eye	7/8"	90°	.47	5 ea
295096	295096-1	Elbow & Anchor Eye	1"	90°	.49	5 ea
295110	295110-1	Bow Form	7/8"	110°	.66	5 ea
295111	295111-1	Bow Form	1"	110°	.89	5 ea
295125	295125-1	Bow Form	7/8"	125°	.56	5 ea
295126	295126-1	Bow Form	1"	125°	.76	5 ea
295140	295140-1	Bow Form	7/8"	140°	.53	5 ea

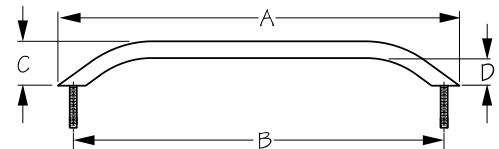
These Rail Tees, Elbows, & Bow Forms can be attached to railing with set screws or pop riveted using stainless or aluminum rivets. Includes set screws where appropriate. Mounting hole in 110° Bow Form is designed to fit 1/2" diameter flagpoles. Constructed of corrosion resistant investment cast 316 stainless steel. *Stainless tubing with a wall thickness of 0.049".

5 Rail Fittings



STUD MOUNT HAND RAIL

Formed 304 Stainless Steel



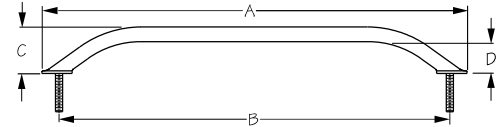
Bulk	Display	A	B	C	D	Finish	Tube O.D.	Fastener	Wt.(lb.)	Std. Pack
254106	254106-1	7-1/4"	6"	1-1/2"	1"	Stainless	3/4"	5/16" - 18 Nut	.33	5 ea
254112	254112-1	12"	10-3/4"	2"	1-1/4"	Stainless	3/4"	5/16" - 18 Nut	.46	5 ea
254118	254118-1	18-1/2"	16-3/4"	2"	1-1/4"	Stainless	3/4"	5/16" - 18 Nut	.64	5 ea
254124	254124-1	24"	22-1/2"	2"	1-1/4"	Stainless	3/4"	5/16" - 18 Nut	.80	5 ea

The Stud Mounted Hand Rails are designed to provide a sleek, smooth handrail transition to the mounting surface of your boat. Functional and attractive, with no visible mounting hardware. Features integral 5/16"-18 threaded studs. Constructed of corrosion resistant formed 304 stainless steel. Installs with two 5/16"-18 nuts (not included).



STUD MOUNT FLANGED HAND RAIL

Formed 304 Stainless Steel



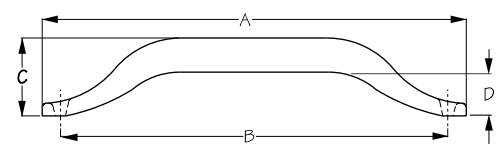
Bulk	Display	A	B	C	D	Finish	Tube O.D.	Fastener	Wt.(lb.)	Std. Pack
254209	254209-1	10"	8-3/4"	2-1/4"	1-1/2"	Stainless	7/8"	5/16" - 18 Nut	.44	5 ea
254212	254212-1	13-1/2"	12"	2-1/4"	1-1/2"	Stainless	7/8"	5/16" - 18 Nut	.53	5 ea
254218	254218-1	19-3/8"	18"	2-1/4"	1-1/2"	Stainless	7/8"	5/16" - 18 Nut	.70	5 ea
254224	254224-1	25-1/4"	24-1/4"	2-1/4"	1-1/2"	Stainless	7/8"	5/16" - 18 Nut	.76	5 ea

These Stud Mounted Flanged Hand Rails provide a larger mounting surface for greater stability. Functional and attractive, with no visible mounting hardware. Features integral 5/16"-18 threaded studs. Constructed of corrosion resistant formed 304 stainless steel. Installs with two 5/16"-18 nuts (not included).



SURFACE MOUNT HAND RAIL

Formed 304 Stainless Steel



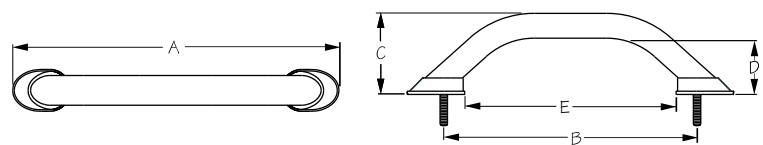
Bulk	Display	A	B	C	D	Finish	Tube O.D.	Fastener	Wt.(lb.)	Std. Pack
254312	254312-1	12"	11"	2-7/16"	1-1/2"	Stainless	1"	5/16" FH	.50	5 ea
254318	254318-1	17-11/16"	16-5/8"	2-1/2"	1-5/8"	Stainless	1"	5/16" FH	.70	5 ea
254324	254324-1	23-7/8"	22-3/4"	2-3/8"	1-5/8"	Stainless	1"	5/16" FH	.83	5 ea

These Surface Mount Hand Rails allow you to locate a hand rail quickly wherever needed. 1" OD tubing for a comfortable grip. Constructed of corrosion resistant formed 304 stainless steel. Install with two 5/16" FH fasteners (not included).



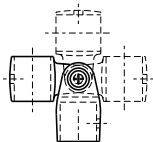
LED STUD MOUNT HAND RAIL

Formed 304 Stainless Steel



Bulk	Display	A	B	C	D	E	LED Color	Fastener	Wt.(lb.)	Std. Pack
254509	254509-1	10"	7-7/8"	2-1/2"	1-3/4"	6-1/2"	Blue	5/16"-18 Nut	.40	5 ea
254512	254512-1	13"	10-7/8"	2-1/2"	1-3/4"	9-1/2"	Blue	5/16"-18 Nut	.51	5 ea
254518	254518-1	19"	16-7/8"	2-1/2"	1-3/4"	15-1/2"	Blue	5/16"-18 Nut	.69	5 ea

These LED Stud Mount Hand Rails feature six blue LEDs per base for night visibility. Functional and attractive, with no visible mounting hardware. Shipped as three pieces - one handrail and two bases. Features integral 5/16"-18 threaded studs. Constructed of corrosion resistant formed 304 stainless steel. Installs with two 5/16"-18 nuts (not included). 12VDC.



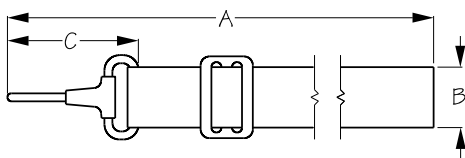
CLEVIS SLIDE/TOP CAP UNIT

Investment Cast 316 Stainless Steel



Bulk	Display	Tube O.D.*	Pin Size	Pin/Screw #	Wt.(lb.)	Std. Pack
270121	270121-1	1"	1/4"	0P27007	.58	10 ea

This Clevis Slide/Top Cap Unit is designed for use with 1" OD tubing, 1/4" pin size. Constructed of corrosion resistant investment cast 316 stainless steel. *Stainless tubing with a wall thickness of 0.049".



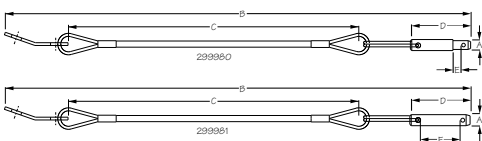
BIMINI STRAP

Nylon Webbing/Stainless Steel



Bulk	Display	A	B	C	Color	Wt.(lb.)	Std. Pack
298172	298172-1	8'	1"	2-1/8"	Black	.12	10 pr
298272	298272-1	8'	1"	2-1/8"	White	.12	10 pr

Nylon Bimini Straps are used to replace lost or damaged Bimini top straps. 1" wide with corrosion resistant stainless snap hooks. 8' long. Available in black or white.



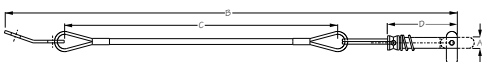
RELEASE PIN & LANYARD

Formed 304 Stainless Steel



Bulk	Display	A	B	C	D	E	Type	Wt.(lb.)	Std. Pack
299980	299980-1	1/4" - 3/16"	10"	6"	1-3/8"	3/16"	Stepped	.04	10 ea
299981	299981-1	1/4"	10"	6"	1-3/8"	15/16"	Straight	.04	10 ea

Release Pins feature a detent ball for quick release. For use with Bimini top hardware. Available with a straight or stepped pin. Stepped version fits threaded hinge fittings. Attached lanyard reduces risk of loss. Constructed of corrosion resistant formed 304 stainless steel.



TOGGLE PIN & LANYARD - STRAIGHT

304 Stainless Steel



Bulk	Display	A	B	C	D	Wt.(lb.)	Std. Pack
299986	299986-1	1/4"	10"	6"	1-3/8"	.03	10 ea

L-shaped Toggle Pin features a swivel flip lock for use with Bimini top hardware. For added security, the hinge prevents the 1/4" pin from being withdrawn from the fitting until the locking device is in line with the pin. Attached lanyard reduces risk of loss. Constructed of corrosion resistant 304 stainless steel.

5 Rail Fittings

RAIL FITTINGS REPLACEMENT PARTS

304 Stainless Steel/Nylon



Bulk	Display	Description	Wt.(lb.)	Std. Pack
OP27001	OP27001-1	Screw for 270160, 270161, 270200, 270230, & 270240	.01 / .02	10 ea / 10 pr
OP27002	OP27002-1	Release Pin for 270210, 270235, & 270245	.01 / .02	10 ea / 10 pr
OP27003	OP27003-1	Screw for 270171	.01 / .02	10 ea / 10 pr
OP27004	OP27004-1	Screw for 270205	.01 / .02	10 ea / 10 pr
OP27005	OP27005-1	Bolt for 270255	.01 / .02	10 ea / 10 pr
OP27006	OP27006-1	Screw for 270250	.01 / .02	10 ea / 10 pr
OP27007	OP27007-1	Bolt for 270520 & 270521	.01 / .02	10 ea / 10 pr
OP27008	OP27008-1	Pin & Split Ring for 270560	.01 / .02	10 ea / 10 pr
OP27301	OP27301-1	Screw for 273160 & 273291	.01 / .02	10 ea / 10 pr
OP27302	OP27302-1	Thumbscrew for 273290 & 273295	.01 / .02	10 ea / 10 pr
OP27303	OP27303-1	Screw for 273250 & 273271	.01 / .02	10 ea / 10 pr
OP27306	n/a	1/4"-20 x 5/16" Cupped Point Hex Drive	.01	10 ea
OP27601	OP27601-1	Screw for 276160, 276200, & 276250	.01 / .02	10 ea / 10 pr
273298	273298-1	Head Screw - 1/4"-20 x 7/8" (Black) for 273250 thru 273266	.02 / .04	10 ea / 10 pr
273299	273299-1	Head Screw - 1/4"-20 x 7/8" (White) for 273250 thru 273266	.02 / .04	10 ea / 10 pr
273308	273308-1	Head Screw - 1/4"-20 x 1/2" (Black) for all Side Mount Deck Hinges	.01 / .02	10 ea / 10 pr
273309	273309-1	Head Screw - 1/4"-20 x 1/2" (White) for all Side Mount Deck Hinges	.01 / .02	10 ea / 10 pr
299999	299999-1	1/4"-28 x 3/16" Cone Point Hex Drive	.01 / .10	100 ea / 10 sets

CANVAS FASTENERS

Nickel Plated Brass



Bulk	Display	Photo #	Description	Wt.(lb.)	Std. Pack
n/a	299101-1	1 & 2	Canvas Socket - 7/32" (3/set) & Back Plate (3/set)	.03	10 sets
n/a	299102-1	3 & 4	Canvas Stud - 2 Prong Clinch (4/set) & Washer (4/set)	.04	10 sets
n/a	299103-1	5 & 6	Canvas Stud - Eyelet Type (4/set) & Washer (4/set)	.04	10 sets
299104	299104-1	16	Canvas Stud (#8 Wood Screw) 1/2" (5/set)	.05	100 ea / 10 sets
n/a	299107-1	19	Canvas Stud (#8-32 Machine Screw) 3/8" (5 /set)	.05	10 sets
n/a	299108-1	7 & 8	Canvas Snap Cap - 1/4" (6/set) & Socket (6/set)	.06	10 sets
n/a	299109-1	9 & 8	Canvas Snap Cap - 5/16" (6/set) & Socket (6/set)	.06	10 sets
n/a	299110-1	10 & 15	Canvas Snap Stud - Standard (6/set) & Snap Post - 1/4" (6/set)	.06	10 sets
n/a	299111-1	20	Canvas Snap Stud (#8 Sheet Metal Screw) 3/8" (6/set)	.06	10 sets
n/a	299112-1	21	Canvas Snap Stud (#8 Sheet Metal Screw) 5/8" (6/set)	.06	10 sets
299113	299113-1	21A	Canvas Snap Stud (#10 Sheet Metal Screw) 5/8" (6/set)	.01 / .06	100 ea / 10 sets
299114	299114-1	21B	Canvas Snap Stud (#8 Sheet Metal Self Tap Screw) 1/2" (6/set)	.01 / .06	100 ea / 10 sets
n/a	299115-1	22	Canvas Snap Stud (#10-32 Machine Screw) 3/8" (5/set)	.05	10 sets
299116	299116-1	23	Snap Turn Buckle - 2 Screw Base (2/set)	.02	100 ea / 10 pr
n/a	299117-1	11 & 12	Snap Turn Buckle - 2 Prong Clinch (2/set) & Back Plate (2/set)	.02	10 sets
n/a	299118-1	13 & 14	Snap Turn Buckle Eyelet (2/set) & Washer (2/set)	.02	10 sets
n/a	299119-1	24	Snap Turn Buckle (#7 Brass Wood Screw) 5/8" (2/set)	.04	10 pr
n/a	299120-1	25	Canvas Snap Hand Punch & Base	.10	10 sets
n/a	299124-1	26	S.S. Windshield Clip - 3/4" Base (4/set)	.04	10 sets
n/a	299125-1	27	S.S. Windshield Clip - 7/8" Base (4/set)	.04	10 sets
273670	273670-1	28	Nylon Windshield Canvas Stud Clip - Black	.02	10 ea / 10 pr
299151	n/a	1	Canvas Socket-Standard Leg 7/32"	.01	100 ea
299152	n/a	2	Back Plate for 299151	.01	100 ea
299153	n/a	3	Canvas Stud - Two Prong Clinch	.01	100 ea
299154	n/a	4	Washer for 299153	.01	100 ea
299155	n/a	5	Canvas Stud - Eyelet Type	.01	100 ea
299156	n/a	6	Washer for 299155	.01	100 ea
299157	n/a	7	Canvas Snap Cap - Standard 1/4"	.01	100 ea
299158	n/a	8	Canvas Snap Socket - Standard	.01	100 ea
299159	n/a	9	Canvas Snap Cap - Long Barrel 5/16"	.01	100 ea
299162	n/a	10	Canvas Snap Stud - Standard	.01	100 ea
299163	n/a	11	Snap Turn Buckle - Single Two Prong Clinch	.01	100 ea
299164	n/a	12	Back Plate for 299163	.01	100 ea
299165	n/a	13	Snap Turn Buckle Eyelet	.01	100 ea
299166	n/a	14	Washer for 299165	.01	100 ea
299199	n/a	15	Canvas Snap Post 1/4" for 299162	.01	100 ea

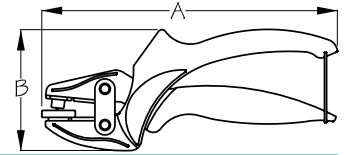
Canvas Fasteners feature excellent snap action and holding strength. Easy Installation. With a variety of thread lengths, studs are adaptable to a wide range of material thicknesses. Constructed of nickel plated brass.

5 Rail Fittings



CANVAS SNAP TOOL

Aluminum/Steel



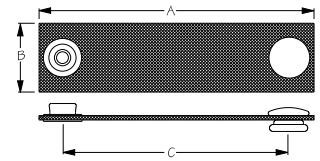
Bulk	Display	A	B	Wt.(lb.)	Std. Pack
n/a	299190-1	7-1/4"	2-7/8"	.40	1 ea

Canvas Snap Tool includes a die wrench and three removable dies for various snap caps and studs. Great addition to any tool box. Constructed of aluminum and steel. Not for use with heavy duty stainless canvas snaps.



ADD-A-SNAP

Nickel Plated Brass/Nylon



Bulk	Display	A	B	C	Color	Wt.(lb.)	Std. Pack
n/a	299201B-1	1-1/2"	1"	11/16"	Black	.06	6 pr
n/a	299201W-1	1-1/2"	1"	11/16"	White	.06	6 pr
n/a	299202B-1	2-1/2"	1"	1-1/2"	Black	.07	6 pr
n/a	299202W-1	2-1/2"	1"	1-1/2"	White	.07	6 pr
n/a	299204B-1	4"	1"	3"	Black	.08	6 pr
n/a	299204W-1	4"	1"	3"	White	.08	6 pr

For use with canvas or nylon boat covers, the Add-A-Snap allows you to easily add length on hard to reach snaps from shrunken material. Constructed of nickel plated brass snaps with nylon straps.

LIGHT UP THE NIGHT
WITH
SEADOGLINE
QUALITY MARINE GEAR

6



Anchors &
Accessories

Anchor Chains

Cordage

Gas Lift Springs

Hatch Springs

Ladders &
Accessories

Windshield
Accessories

Rod Holders

Deck Steps

Fender Holders

Bow Sockets

Bow Rollers

Antenna
Accessories

Flagpoles

Cable
Connectors

Anchoring & Deck Hardware

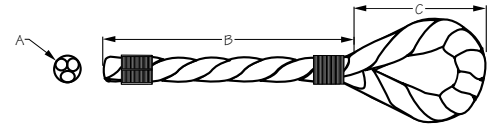
2009

6 Anchoring & Deck Hardware



DOCK LINE

Twisted Nylon

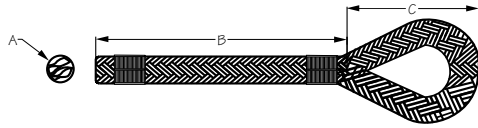


Bulk	Display	A (Dia.)	B (Length)	C (Eye Size)	Color	WLL-kgs/lbs	B.S.-kgs/lbs	Wt.(lb.)	Std. Pack
n/a	301110010BK-1	3/8"	10'	12"	Black	370/815	1850/3750	.35	12 ea
n/a	301110010BL-1	3/8"	10'	12"	Blue	370/815	1850/3750	.35	12 ea
n/a	301110010WH-1	3/8"	10'	12"	White	370/815	1850/3750	.35	12 ea
n/a	301110015BK-1	3/8"	15'	12"	Black	370/815	1850/3750	.40	12 ea
n/a	301110015BL-1	3/8"	15'	12"	Blue	370/815	1850/3750	.40	12 ea
n/a	301110015WH-1	3/8"	15'	12"	White	370/815	1850/3750	.40	12 ea
n/a	301110020BK-1	3/8"	20'	12"	Black	370/815	1850/3750	.45	12 ea
n/a	301110020BL-1	3/8"	20'	12"	Blue	370/815	1850/3750	.45	12 ea
n/a	301110020WH-1	3/8"	20'	12"	White	370/815	1850/3750	.45	12 ea
n/a	301110025BK-1	3/8"	25'	12"	Black	370/815	1850/3750	.50	12 ea
n/a	301110025BL-1	3/8"	25'	12"	Blue	370/815	1850/3750	.50	12 ea
n/a	301110025WH-1	3/8"	25'	12"	White	370/815	1850/3750	.50	12 ea
n/a	301110050WH-1	3/8"	50'	12"	White	370/815	1850/3750	1.00	6 ea
n/a	301112015BK-1	1/2"	15'	12"	Black	415/915	2080/4200	.40	12 ea
n/a	301112015WH-1	1/2"	15'	12"	White	415/915	2080/4200	.40	12 ea
n/a	301112020BK-1	1/2"	20'	12"	Black	415/915	2080/4200	.45	12 ea
n/a	301112020WH-1	1/2"	20'	12"	White	415/915	2080/4200	.45	12 ea
n/a	301112025BK-1	1/2"	25'	12"	Black	415/915	2080/4200	.50	12 ea
n/a	301112025WH-1	1/2"	25'	12"	White	415/915	2080/4200	.50	12 ea
n/a	301112035BK-1	1/2"	35'	12"	Black	415/915	2080/4200	.55	6 ea
n/a	301112035WH-1	1/2"	35'	12"	White	415/915	2080/4200	.55	6 ea
n/a	301112050WH-1	1/2"	50'	12"	White	415/915	2080/4200	1.00	6 ea
n/a	301116020BK-1	5/8"	20'	15"	Black	900/1980	4500/9100	.50	6 ea
n/a	301116020WH-1	5/8"	20'	15"	White	900/1980	4500/9100	.50	6 ea
n/a	301116025BK-1	5/8"	25'	15"	Black	900/1980	4500/9100	.55	6 ea
n/a	301116025WH-1	5/8"	25'	15"	White	900/1980	4500/9100	.55	6 ea
n/a	301116035BK-1	5/8"	35'	15"	Black	900/1980	4500/9100	.60	6 ea
n/a	301116035WH-1	5/8"	35'	15"	White	900/1980	4500/9100	.60	6 ea
n/a	301116050BK-1	5/8"	50'	15"	Black	900/1980	4500/9100	.75	4 ea
n/a	301119025BK-1	3/4"	25'	18"	Black	1060/2330	5300/10700	.60	6 ea
n/a	301119035BK-1	3/4"	35'	18"	Black	1060/2330	5300/10700	.65	6 ea
n/a	301119050BK-1	3/4"	50'	18"	Black	1060/2330	5300/10700	.85	2 ea

Twisted Nylon Dock Lines

- 100% premium twisted three-strand nylon
- High strength with superior stretch for the shock loads of boat wakes and harbor surges
- Superior abrasion resistance to counteract chafe
- Professionally hand-spliced with five tucks
- Yacht whipped at the bitter end and splice point
- All lines are medium lay
- Comes in an attractive, reusable clamshell package





PREMIUM DOCK LINE

Double Braided Nylon

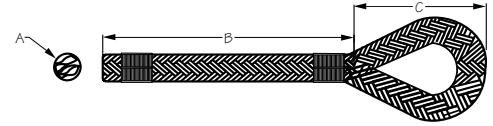
Bulk	Display	A (Dia.)	B (Length)	C (Eye Size)	Color	WLL-kgs/lbs	B.S.-kgs/lbs	Wt.(lb.)	Std. Pack
n/a	302110010BK-1	3/8"	10'	12"	Black	376/825	1880/3800	.35	12 ea
n/a	302110010BL-1	3/8"	10'	12"	Blue	376/825	1880/3800	.35	12 ea
n/a	302110010G/W-1	3/8"	10'	12"	Gold/White	376/825	1880/3800	.35	12 ea
n/a	302110010NV-1	3/8"	10'	12"	Navy	376/825	1880/3800	.35	12 ea
n/a	302110010WH-1	3/8"	10'	12"	White	376/825	1880/3800	.35	12 ea
n/a	302110015BK-1	3/8"	15'	12"	Black	376/825	1880/3800	.45	12 ea
n/a	302110015BL-1	3/8"	15'	12"	Blue	376/825	1880/3800	.45	12 ea
n/a	302110015G/W-1	3/8"	15'	12"	Gold/White	376/825	1880/3800	.45	12 ea
n/a	302110015NV-1	3/8"	15'	12"	Navy	376/825	1880/3800	.45	12 ea
n/a	302110015RD-1	3/8"	15'	12"	Red	376/825	1880/3800	.45	12 ea
n/a	302110015WH-1	3/8"	15'	12"	White	376/825	1880/3800	.45	12 ea
n/a	302110020BK-1	3/8"	20'	12"	Black	376/825	1880/3800	.50	12 ea
n/a	302110020BL-1	3/8"	20'	12"	Blue	376/825	1880/3800	.50	12 ea
n/a	302110020G/W-1	3/8"	20'	12"	Gold/White	376/825	1880/3800	.50	12 ea
n/a	302110020NV-1	3/8"	20'	12"	Navy	376/825	1880/3800	.50	12 ea
n/a	302110020RD-1	3/8"	20'	12"	Red	376/825	1880/3800	.50	12 ea
n/a	302110020WH-1	3/8"	20'	12"	White	376/825	1880/3800	.50	12 ea
n/a	302110025BK-1	3/8"	25'	12"	Black	376/825	1880/3800	.55	12 ea
n/a	302110025BL-1	3/8"	25'	12"	Blue	376/825	1880/3800	.55	12 ea
n/a	302110025G/W-1	3/8"	25'	12"	Gold/White	376/825	1880/3800	.55	12 ea
n/a	302110025NV-1	3/8"	25'	12"	Navy	376/825	1880/3800	.55	12 ea
n/a	302110025RD-1	3/8"	25'	12"	Red	376/825	1880/3800	.55	12 ea
n/a	302110025WH-1	3/8"	25'	12"	White	376/825	1880/3800	.55	12 ea
n/a	302110050BK-1	3/8"	50'	12"	Black	376/825	1880/3800	.65	6 ea
n/a	302112010BK-1	1/2"	10'	12"	Black	438/960	2190/4400	.45	12 ea
n/a	302112010G/W-1	1/2"	10'	12"	Gold/White	438/960	2190/4400	.45	12 ea
n/a	302112010NV-1	1/2"	10'	12"	Navy	438/960	2190/4400	.45	12 ea
n/a	302112010WH-1	1/2"	10'	12"	White	438/960	2190/4400	.45	12 ea
n/a	302112015BK-1	1/2"	15'	12"	Black	438/960	2190/4400	.50	12 ea
n/a	302112015BL-1	1/2"	15'	12"	Blue	438/960	2190/4400	.50	12 ea
n/a	302112015G/W-1	1/2"	15'	12"	Gold/White	438/960	2190/4400	.50	12 ea
n/a	302112015NV-1	1/2"	15'	12"	Navy	438/960	2190/4400	.50	12 ea
n/a	302112015RD-1	1/2"	15'	12"	Red	438/960	2190/4400	.50	12 ea
n/a	302112015WH-1	1/2"	15'	12"	White	438/960	2190/4400	.50	12 ea
n/a	302112020BK-1	1/2"	20'	12"	Black	438/960	2190/4400	.55	12 ea
n/a	302112020BL-1	1/2"	20'	12"	Blue	438/960	2190/4400	.55	12 ea
n/a	302112020G/W-1	1/2"	20'	12"	Gold/White	438/960	2190/4400	.55	12 ea
n/a	302112020NV-1	1/2"	20'	12"	Navy	438/960	2190/4400	.55	12 ea
n/a	302112020RD-1	1/2"	20'	12"	Red	438/960	2190/4400	.55	12 ea
n/a	302112020WH-1	1/2"	20'	12"	White	438/960	2190/4400	.55	12 ea
n/a	302112025BK-1	1/2"	25'	12"	Black	438/960	2190/4400	.60	12 ea
n/a	302112025BL-1	1/2"	25'	12"	Blue	438/960	2190/4400	.60	12 ea
n/a	302112025G/W-1	1/2"	25'	12"	Gold/White	438/960	2190/4400	.60	12 ea
n/a	302112025NV-1	1/2"	25'	12"	Navy	438/960	2190/4400	.60	12 ea
n/a	302112025RD-1	1/2"	25'	12"	Red	438/960	2190/4400	.60	12 ea
n/a	302112025WH-1	1/2"	25'	12"	White	438/960	2190/4400	.60	12 ea
n/a	302112030BK-1	1/2"	30'	12"	Black	438/960	2190/4400	.65	12 ea
n/a	302112030G/W-1	1/2"	30'	12"	Gold/White	438/960	2190/4400	.65	12 ea
n/a	302112030WH-1	1/2"	30'	12"	White	438/960	2190/4400	.65	12 ea
n/a	302112035BK-1	1/2"	35'	12"	Black	438/960	2190/4400	.68	12 ea
n/a	302112035G/W-1	1/2"	35'	12"	Gold/White	438/960	2190/4400	.68	12 ea
n/a	302112035NV-1	1/2"	35'	12"	Navy	438/960	2190/4400	.68	12 ea
n/a	302112035WH-1	1/2"	35'	12"	White	438/960	2190/4400	.68	12 ea
n/a	302112050BK-1	1/2"	50'	12"	Black	438/960	2190/4400	.75	6 ea
n/a	302116015BK-1	5/8"	15'	15"	Black	927/2045	4650/9400	.60	6 ea
n/a	302116015G/W-1	5/8"	15'	15"	Gold/White	927/2045	4650/9400	.60	6 ea
n/a	302116015NV-1	5/8"	15'	15"	Navy	927/2045	4650/9400	.60	6 ea



More SKUs on Next Page...

PREMIUM DOCK LINE

Double Braided Nylon

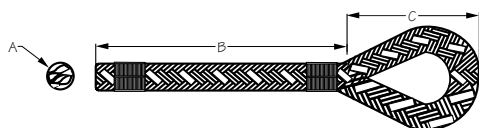


Bulk	Display	A (Dia.)	B (Length)	C (Eye Size)	Color	WLL-kgs/lbs	B.S.-kgs/lbs	Wt.(lb.)	Std. Pack
n/a	302116015WH-1	5/8"	15'	15"	White	927/2045	4650/9400	.60	6 ea
n/a	302116020BK-1	5/8"	20'	15"	Black	927/2045	4650/9400	.60	6 ea
n/a	302116020G/W-1	5/8"	20'	15"	Gold/White	927/2045	4650/9400	.60	6 ea
n/a	302116020NV-1	5/8"	20'	15"	Navy	927/2045	4650/9400	.60	6 ea
n/a	302116020WH-1	5/8"	20'	15"	White	927/2045	4650/9400	.60	6 ea
n/a	302116025BK-1	5/8"	25'	15"	Black	927/2045	4650/9400	.65	6 ea
n/a	302116025G/W-1	5/8"	25'	15"	Gold/White	927/2045	4650/9400	.65	6 ea
n/a	302116025WH-1	5/8"	25'	15"	White	927/2045	4650/9400	.65	6 ea
n/a	302116030BK-1	5/8"	30'	15"	Black	927/2045	4650/9400	.70	6 ea
n/a	302116030G/W-1	5/8"	30'	15"	Gold/White	927/2045	4650/9400	.70	6 ea
n/a	302116030NV-1	5/8"	30'	15"	Navy	927/2045	4650/9400	.70	6 ea
n/a	302116030WH-1	5/8"	30'	15"	White	927/2045	4650/9400	.70	6 ea
n/a	302116035BK-1	5/8"	35'	15"	Black	927/2045	4650/9400	.75	6 ea
n/a	302116035G/W-1	5/8"	35'	15"	Gold/White	927/2045	4650/9400	.75	6 ea
n/a	302116035NV-1	5/8"	35'	15"	Navy	927/2045	4650/9400	.75	6 ea
n/a	302116035WH-1	5/8"	35'	15"	White	927/2045	4650/9400	.75	6 ea
n/a	302116050BK-1	5/8"	50'	15"	Black	927/2045	4650/9400	.75	6 ea
n/a	302116050WH-1	5/8"	50'	15"	White	927/2045	4650/9400	.75	6 ea
n/a	302119025BK-1	3/4"	25'	18"	Black	1104/2430	5520/11200	.70	6 ea
n/a	302119025G/W-1	3/4"	25'	18"	Gold/White	1104/2430	5520/11200	.70	6 ea
n/a	302119025WH-1	3/4"	25'	18"	White	1104/2430	5520/11200	.70	6 ea
n/a	302119030BK-1	3/4"	30'	18"	Black	1104/2430	5520/11200	.75	6 ea
n/a	302119035BK-1	3/4"	35'	18"	Black	1104/2430	5520/11200	.80	6 ea
n/a	302119035G/W-1	3/4"	35'	18"	Gold/White	1104/2430	5520/11200	.80	6 ea
n/a	302119035WH-1	3/4"	35'	18"	White	1104/2430	5520/11200	.80	6 ea
n/a	302119050BK-1	3/4"	50'	18"	Black	1104/2430	5520/11200	.90	6 ea

Double Braided Nylon Dock Lines

- 100% premium double braided nylon
- Professionally spliced soft eye at one end
- Yacht whipped at the bitter end and splice point
- Available in a wide range of colors and sizes
- Comes in an attractive, reusable clamshell package





PREMIUM DOCK LINE WITH REFLECTIVE TRACER


Double Braided Nylon



Bulk	Display	A (Dia.)	B (Length)	C (Eye Size)	Color	WLL-kgs/lbs	B.S.-kgs/lbs	Wt.(lb.)	Std. Pack
n/a	302110010BKT-1	3/8"	10'	12"	Black	376/825	1880/3800	.35	12 ea
n/a	302110010G/WT-1	3/8"	10'	12"	Gold/White	376/825	1880/3800	.35	12 ea
n/a	302110015BKT-1	3/8"	15'	12"	Black	376/825	1880/3800	.45	12 ea
n/a	302110015G/WT-1	3/8"	15'	12"	Gold/White	376/825	1880/3800	.45	12 ea
n/a	302110020BKT-1	3/8"	20'	12"	Black	376/825	1880/3800	.50	12 ea
n/a	302110020G/WT-1	3/8"	20'	12"	Gold/White	376/825	1880/3800	.50	12 ea
n/a	302112010BKT-1	1/2"	10'	12"	Black	438/960	2190/4400	.45	12 ea
n/a	302112010G/WT-1	1/2"	10'	12"	Gold/White	438/960	2190/4400	.45	12 ea
n/a	302112015BKT-1	1/2"	15'	12"	Black	438/960	2190/4400	.50	12 ea
n/a	302112015G/WT-1	1/2"	15'	12"	Gold/White	438/960	2190/4400	.50	12 ea
n/a	302112020BKT-1	1/2"	20'	12"	Black	438/960	2190/4400	.55	12 ea
n/a	302112020G/WT-1	1/2"	20'	12"	Gold/White	438/960	2190/4400	.55	12 ea
n/a	302116015BKT-1	5/8"	15'	15"	Black	927/2045	4650/9400	.60	6 ea
n/a	302116015G/WT-1	5/8"	15'	15"	Gold/White	927/2045	4650/9400	.60	6 ea
n/a	302116020BKT-1	5/8"	20'	15"	Black	927/2045	4650/9400	.60	6 ea
n/a	302116020G/WT-1	5/8"	20'	15"	Gold/White	927/2045	4650/9400	.60	6 ea

Double Braided Nylon Dock Lines with Tracer

- 100% premium double braided nylon
- Reflective tracers, visible up to 200 ft.
- Professionally spliced soft eye
- Yacht whipped at the bitter end and splice point
- High-capacity tensile strength and excellent shock absorption capabilities
- Resistant to rot, abrasion, mildew, oil, and UV rays
- Can be stored wet or dry
- Comes in an attractive, reusable clamshell package



ANCHOR LINE

Twisted Nylon



Bulk	Display	A (Dia.)	B (Length)	Color	WLL-kgs/lbs	B.S.-kgs/lbs	Wt.(lb.)	Std. Pack
n/a	301110060WH-1	3/8"	60'	White	370/815	1850/3750	1.10	6 ea
n/a	301110100WH-1	3/8"	100'	White	370/815	1850/3750	1.25	6 ea
n/a	301110150WH-1	3/8"	150'	White	370/815	1850/3750	1.50	4 ea
n/a	301110200WH-1	3/8"	200'	White	370/815	1850/3750	1.75	4 ea
n/a	301112100WH-1	1/2"	100'	White	415/915	2080/4200	2.00	4 ea
n/a	301112150WH-1	1/2"	150'	White	415/915	2080/4200	2.50	2 ea
n/a	301112200WH-1	1/2"	200'	White	415/915	2080/4200	3.00	2 ea
n/a	301116200WH-1	5/8"	200'	White	900/980	4500/9100	3.50	1 ea

Twisted Nylon Anchor Line

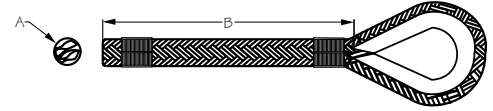
- 100% premium twisted three-strand nylon
- Excellent flexibility, stretches to absorb shock
- Medium lay with a soft feel
- 304 Stainless steel thimble
- Professionally spliced with five tucks
- Yacht whipped at the bitter end
- Packaged on an easy to dispense spool

6 Anchoring & Deck Hardware



PREMIUM ANCHOR LINE

Double Braided Nylon



Bulk	Display	A (Dia.)	B (Length)	Color	WLL-kgs/lbs	B.S.-kgs/lbs	Wt.(lb.)	Std. Pack
n/a	302110060G/W-1	3/8"	60'	Gold/White	376/825	1880/3800	1.90	1 ea
n/a	302110100G/W-1	3/8"	100'	Gold/White	376/825	1880/3800	2.20	4 ea
n/a	302110150G/W-1	3/8"	150'	Gold/White	376/825	1880/3800	3.30	4 ea
n/a	302110200G/W-1	3/8"	200'	Gold/White	376/825	1880/3800	4.40	2 ea
n/a	302110250G/W-1	3/8"	250'	Gold/White	376/825	1880/3800	5.00	4 ea
n/a	302112060G/W-1	1/2"	60'	Gold/White	438/960	2190/4400	3.00	1 ea
n/a	302112100G/W-1	1/2"	100'	Gold/White	438/960	2190/4400	3.30	4 ea
n/a	302112150G/W-1	1/2"	150'	Gold/White	438/960	2190/4400	4.40	2 ea
n/a	302112200G/W-1	1/2"	200'	Gold/White	438/960	2190/4400	5.25	2 ea
n/a	302112250G/W-1	1/2"	250'	Gold/White	438/960	2190/4400	5.60	1 ea
n/a	302112300G/W-1	1/2"	300'	Gold/White	438/960	2190/4400	6.00	1 ea

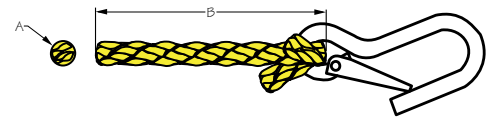
Double Braided Nylon Anchor Line

- 100% premium double braided nylon
- Excellent flexibility, stretches to absorb shock
- Medium lay with a soft feel
- 304 Stainless steel thimble
- Professionally spliced
- Yacht whipped at bitter end and thimble splice point
- Packaged on an easy to dispense spool



ANCHOR LINE WITH SNAP

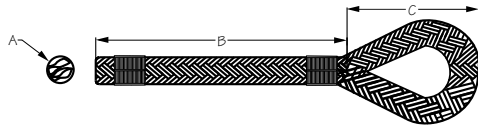
Hollow Braided Polypropylene



Bulk	Display	A (Dia.)	B (Length)	Color	WLL-kgs/lbs	B.S.-kgs/lbs	Wt.(lb.)	Std. Pack
n/a	304206050YW-1	1/4"	50'	Yellow	104/230	520/1050	.75	12 ea
n/a	304206100YW-1	1/4"	100'	Yellow	104/230	520/1050	1.50	12 ea
n/a	304210075YW-1	3/8"	75'	Yellow	268/590	1340/2700	1.25	12 ea
n/a	304210100YW-1	3/8"	100'	Yellow	268/590	1340/2700	1.50	12 ea

Hollow Braid Anchor Line with Snap

- 100% premium multi-filament polypropylene floating rope
- Plated steel Spring Hook (155630)
- Packaged in a reusable clamshell pack (304206050YW-1) or easy to dispense spool



PREMIUM FENDER LINE

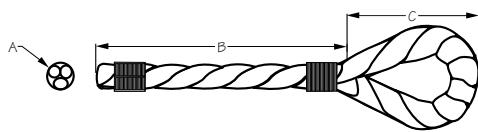
Double Braided Nylon



Bulk	Display	A (Dia.)	B (Length)	C (Eye Size)	Color	WLL-kgs/lbs	B.S.-kgs/lbs	Wt.(lb.)	Std. Pack
n/a	302106006BK-1	1/4"	6'	2"	Black	132/290	660/1330	.64	12 pr
n/a	302106006BL-1	1/4"	6'	2"	Blue	132/290	660/1330	.64	12 pr
n/a	302106006G/W-1	1/4"	6'	2"	Gold/White	132/290	660/1330	.64	12 pr
n/a	302106006NV-1	1/4"	6'	2"	Navy	132/290	660/1330	.64	12 pr
n/a	302106006RD-1	1/4"	6'	2"	Red	132/290	660/1330	.64	12 pr
n/a	302106006WH-1	1/4"	6'	2"	White	132/290	660/1330	.64	12 pr
n/a	302110006BK-1	3/8"	6'	3"	Black	376/825	1880/3800	.64	12 pr
n/a	302110006BL-1	3/8"	6'	3"	Blue	376/825	1880/3800	.64	12 pr
n/a	302110006G/W-1	3/8"	6'	3"	Gold/White	376/825	1880/3800	.64	12 pr
n/a	302110006NV-1	3/8"	6'	3"	Navy	376/825	1880/3800	.64	12 pr
n/a	302110006RD-1	3/8"	6'	3"	Red	376/825	1880/3800	.64	12 pr
n/a	302110006WH-1	3/8"	6'	3"	White	376/825	1880/3800	.64	12 pr

Double Braided Fender Line

- 100% premium double braided nylon
- Professional double braided nylon splice
- Yacht whipped at bitter end and splice point
- Sold in pairs



FENDER LINE


Twisted Nylon



Bulk	Display	A (Dia.)	B (Length)	C (Eye Size)	Color	WLL-kgs/lbs	B.S.-kgs/lbs	Wt.(lb.)	Std. Pack
n/a	301106006WH-1	1/4"	6'	2"	White	124/275	620/1250	.64	12 pr
n/a	301106008WH-1	3/8"	8'	3"	White	370/815	1850/3750	.75	12 pr

Twisted Nylon Fender Line

- 100% premium twisted three-strand nylon
- Professionally spliced with five tucks
- Yacht whipped at bitter end and splice point
- Sold in pairs



BULK CORDAGE

Twisted Nylon



Bulk	Display	A (Dia.)	B (Length)	Color	WLL-kgs/lbs	B.S.-kgs/lbs	Wt.(lb.)	Std. Pack
301106600WH	n/a	1/4"	600'	White	124/275	620/1250	5.00	1 ea
301110600WH	n/a	3/8"	600'	White	370/815	1850/3750	6.00	1 ea
301112600WH	n/a	1/2"	600'	White	415/915	2080/4200	8.00	1 ea

Twisted Nylon Bulk Cordage

- 100% premium twisted nylon
- Packaged on an easy to dispense spool

6 Anchoring & Deck Hardware



PREMIUM BULK CORDAGE

Double Braided Nylon



Bulk	Display	A (Dia.)	B (Length)	Color	WLL-kgs/lbs	B.S.-kgs/lbs	Wt.(lb.)	Std. Pack
302106600BK	n/a	1/4"	600'	Black	132/290	680/1375	5.00	2 ea
302106600G/W	n/a	1/4"	600'	Gold/White	132/290	680/1375	5.00	2 ea
302106600WH	n/a	1/4"	600'	White	132/290	680/1375	5.00	2 ea
302110600BK	n/a	3/8"	600'	Black	376/825	1880/3800	6.60	1 ea
302110600G/W	n/a	3/8"	600'	Gold/White	376/825	1880/3800	6.60	1 ea
302110600NV	n/a	3/8"	600'	Navy	376/825	1880/3800	6.60	1 ea
302110600WH	n/a	3/8"	600'	White	376/825	1880/3800	6.60	1 ea
302112600BK	n/a	1/2"	600'	Black	438/960	2190/4430	14.40	1 ea
302112600G/W	n/a	1/2"	600'	Gold/White	438/960	2190/443	14.40	1 ea
302112600NV	n/a	1/2"	600'	Navy	438/960	2190/443	14.40	1 ea
302112600WH	n/a	1/2"	600'	White	438/960	2190/443	14.40	1 ea
302116600G/W	n/a	5/8"	600'	Gold/White	927/2045	4650/9400	15.60	1 ea
302119600G/W	n/a	3/4"	600'	Gold/White	1104/2430	5520/11175	16.80	1 ea

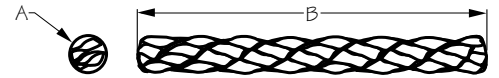
Double Braided Nylon Bulk Cordage

- 100% premium double braided nylon
- Packaged on an easy to dispense spool



BULK CORDAGE

Solid Braided Nylon



Bulk	Display	A (Dia.)	B (Length)	Color	WLL-kgs/lbs	B.S.-kgs/lbs	Wt.(lb.)	Std. Pack
303105999WH	n/a	3/16"	1,000'	White	50/110	252/510	12.0	2 ea
303106500WH	n/a	1/4"	500'	White	132/290	660/1330	10.0	2 ea
303108500WH	n/a	5/16"	500'	White	230/500	1150/2330	11.0	1 ea
303110500WH	n/a	3/8"	500'	White	382/840	1910/3865	12.5	1 ea
303112500WH	n/a	1/2"	500'	White	410/900	2050/4150	13.0	1 ea

Solid Braided Nylon Bulk Cordage

- 100% premium solid braided nylon
- Packaged on an easy to dispense spool



BULK CORDAGE

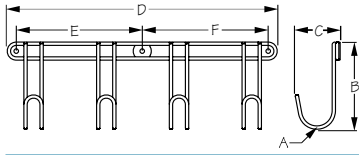
Twisted Polypropylene



Bulk	Display	A (Dia.)	B (Length)	Color	WLL-kgs/lbs	B.S.-kgs/lbs	Wt.(lb.)	Std. Pack
301206600YW	n/a	1/4"	600'	Yellow	104/230	520/1050	5.00	4 ea
301210600YW	n/a	3/8"	600'	Yellow	268/590	1340/2710	6.50	1 ea
301212600YW	n/a	1/2"	600'	Yellow	368/810	1840/3725	7.00	1 ea

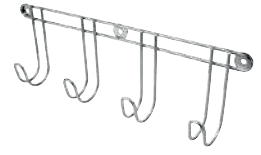
Bulk Cordage

- Twisted polypropylene floating rope
- Excellent resistance to most common chemicals
- Resistant to rot, mildew, and degradation
- Good abrasion and UV resistance
- Good strength properties with moderate stretch
- Additional colors and combinations available
- Packaged on an easy to dispense spool



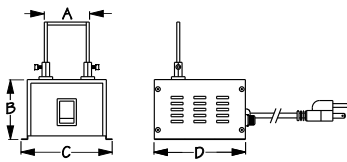
ROPE HANGER

304 Stainless Steel



Bulk	Display	A	B	C	D	E	F	Wt.(lb.)	Std. Pack
n/a	300085-1	1-3/4"	5-1/4"	2-1/2"	16"	7-3/8"	7-3/8"	.88	1 ea

This wall mounted Rope Hanger is a great storage management solution. Ideal for the organization of ropes, water hoses, extension cords, etc. Deep hooks keep line in place even when heeling over. Constructed of corrosion resistant 304 stainless steel. Installs with three RH fasteners (not included).



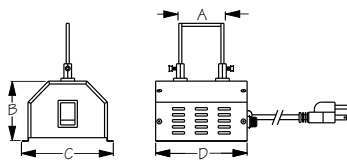
ROPE CUTTER

Powder Coated Steel



Bulk	Display	A	B	C	D	Volts	Wt.(lb.)	Std. Pack
n/a	300090-3	2-1/4"	3-1/8"	4-13/16"	4-5/8"	120	3.34	1 ea
n/a	300091-1	Replacement Blade					.05	1 ea

This bench top Rope Cutter easily cuts and heat seals nylon, polyester, polypropylene, and Dacron cordage and webbing. The replaceable blade heats up to 1100° Fahrenheit (600° Celsius) in 10 seconds. Includes brass bristle cleaning brush and T-handle Allen wrench for installing the replaceable blade. Features a 49" heavy duty grounded cord and lighted on/off rocker switch. Base is pre-drilled for permanent mounting on a bench or table. 120VAC @ 50W. ETL certified #5002516.



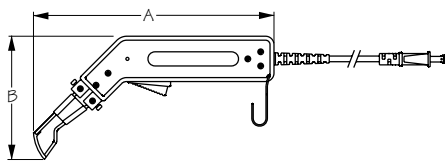
QUICK CUT BENCH TOP ROPE CUTTER

Powder Coated Steel



Bulk	Display	A	B	C	D	Volts	Wt.(lb.)	Std. Pack
n/a	300092-3	2-1/4"	3-1/8"	4-13/16"	4-13/16"	120	3.15	1 ea
n/a	300091-1	Replacement Blade					.05	1 ea

This Quick Cut Bench Top Rope Cutter easily cuts and heat seals nylon, polyester, polypropylene, and Dacron cordage and webbing. The replaceable blade heats up to 1000° Fahrenheit (500° Celsius) in 10 seconds. Includes brass bristle cleaning brush and T-handle Allen wrench for installing the replaceable blade. Features a 39" heavy duty grounded cord and a lighted on/off rocker switch. Base is pre-drilled for permanent mounting on a bench or table. 120VAC @ 30W. ETL certified #5002516.



DELUXE HANDHELD ROPE CUTTER

Steel/Plastic



Bulk	Display	A	B	Volts	Wt.(lb.)	Std. Pack
n/a	300095-3	10-1/2"	5-1/2"	120	3.80	1 ea
n/a	300096-1	Replacement Blade			.05	1 ea

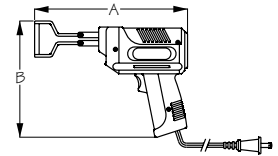
This Deluxe Handheld Rope Cutter easily cuts and heat seals nylon, polyester, polypropylene, and Dacron cordage and webbing. Replaceable blade heats to 1100° Fahrenheit (600° Celsius) in 10 seconds. Includes brass bristle cleaning brush, T-handle Allen wrench, and carrying case. 10' heavy duty grounded cord. 120V. ETL listed.

6 Anchoring & Deck Hardware



ECONOMY HANDHELD ROPE CUTTER & SOLDERING GUN

Steel/Plastic



Bulk	Display	A	B	Volts	Wt.(lb.)	Std. Pack
n/a	300097-3	9-1/4"	6-3/4"	120	1.65	1 ea

This Economy Handheld Rope Cutter & Soldering Gun can easily cut and heat seal nylon, polyester, polypropylene, and Dacron cordage and webbing. Replaceable blade heats to 700° Fahrenheit (400° Celsius). Includes replaceable blade and soldering tip. 4' cord. 100W, 120VAC. UL listed.



UTILITY CORDAGE

Solid Braid Polyester Cord



Bulk	Display	Description	A (Dia.)	B (Length)	Color	WLL-kgs/lbs	B.S.-kgs/lbs	Wt.(lb.)	Std. Pack
n/a	303303050WH-1	Hank	1/8"	50'	White	22/50	110/225	.50	12 ea
n/a	303304050-1	Hank	5/32"	50'	White	50/110	252/510	.60	12 ea
n/a	303305050-1	Hank	3/16"	50'	White	132/290	660/1330	.75	12 ea

This Utility Cordage is excellent for many quick tie and flag halyard applications. Constructed of mildew and rot resistant solid braided polyester cord.



WHIPPING TWINE

Waxed & Braided Polyester

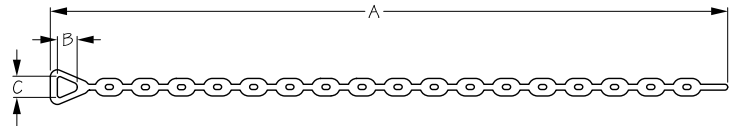
Bulk	Display	Description	(Dia.)	(Length)	Color	Wt.(lb.)	Std. Pack
n/a	562569WH-1	Whipping Twine	1 mm	45'	White	.25	12 ea

This Whipping Twine adds a professional finish to splices and rope ends. Constructed of waxed & braided polyester twine. Includes #15 needle.



ANCHOR CHAIN

Forged Hot Dipped Galvanized Steel



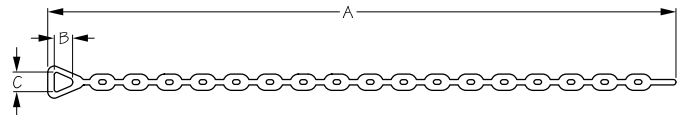
Bulk	Display	A	B	C	Chain Link Size	Wt.(lb.)	Std. Pack
312833	n/a	3'	1-1/16"	1-1/16"	3/16"	1.48	1 ea
312844	n/a	4'	1"	1-1/8"	1/4"	3.25	1 ea
312846	n/a	6'	1"	1-1/8"	1/4"	4.82	1 ea
312855	n/a	5'	1-3/8"	1-1/4"	5/16"	6.28	1 ea

These Anchor Chains feature welded, over-sized end links for easy shackle attachment. Recommended for use between the anchor and anchor line with fluke style anchors to increase holding power. Constructed of forged hot dipped galvanized steel.



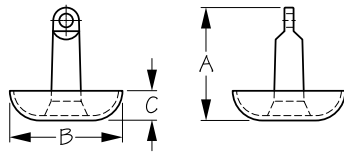
ANCHOR CHAIN

Forged Hot Dipped Galvanized Steel/PVC Coated



Bulk	Display	A	B	C	Chain Link Size	Wt.(lb.)	Std. Pack
312933	n/a	3'	1-1/16"	1-1/16"	3/16"	1.48	1 ea
312944	n/a	4'	1"	1-1/8"	1/4"	3.25	1 ea
312955	n/a	5'	1-3/8"	1-1/4"	5/16"	6.28	1 ea

These Anchor Chains feature welded, over-sized end links for easy shackle attachment. White PVC coating provides corrosion resistance and boat surface protection. Recommended for use between the anchor and anchor line with fluke style anchors to increase holding power. Constructed of forged hot dipped galvanized steel with white vinyl PVC coating.



MUSHROOM ANCHOR

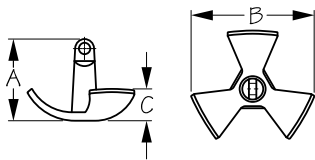
Cast Iron



Bulk	Display	Coating/ Paint	Size	A	B	C	Wt.(lb.)	Std. Pack
314168	n/a	Black Vinyl	8	7-1/2"	6-11/16"	1-3/4"	7.8	1 ea
314170	n/a	Black Vinyl	10	8"	7-7/8"	2"	10.9	1 ea
314175	n/a	Black Vinyl	15	8"	8-3/16"	2-1/8"	14.6	1 ea

These sturdy Mushroom Anchors are an economical solution for light weight boats. Ideal for canoes, kayaks, or rowboats. The wide-area mushroom cap offers effective holding power in mud and weedy bottoms. The drain holes in the base facilitate easy retrieval, allowing water and mud to dissipate quickly. One-piece cast iron construction with a black vinyl coated finish ensures long-lasting, dependable use.

- Allow additional 1/16" - 3/32" for vinyl coating on all dimensions
- Weights vary due to metal and coating content; listed weights are approximate



RIVER ANCHOR

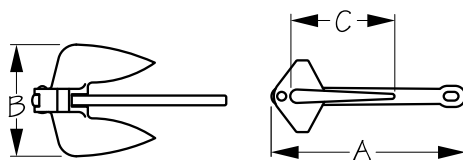
Cast Iron



Bulk	Display	Coating/ Paint	Size	A	B	C	Wt.(lb.)	Std. Pack
314268	n/a	Black Vinyl	8	6-3/4"	9"	2-5/8"	9.1	1 ea
314272	n/a	Black Vinyl	12	7-7/8"	9-3/4"	3"	14.2	1 ea
314275	n/a	Black Vinyl	15	7-7/8"	10"	3"	15.0	1 ea
314278	n/a	Black Vinyl	18	8"	11-1/4"	2-5/8"	19.6	1 ea
314290	n/a	Black Vinyl	30	9-1/4"	12-3/8"	3-1/4"	30.0	1 ea

These River Anchors are designed specifically for river currents and heavy drift conditions. The grappling action of the anchors three individual blades offers effective holding power for rivers and mud bottom lakes, even on windy days. The flow-through holes between the blades facilitate easy retrieval. Ideal for pontoon and bass boats. One-piece cast iron construction with a black vinyl coated finish ensures long-lasting, dependable use.

- Allow additional 1/16" - 3/32" for vinyl coating on all dimensions
- Weights vary due to metal and coating content; listed weights are approximate



NAVY ANCHOR

Cast Iron



Bulk	Display	Coating/ Paint	Size	A	B	C	Wt.(lb.)	Std. Pack
314510	n/a	Aluminum Paint	10	13-1/2"	7-3/4"	7-1/4"	11.0	1 ea
314515	n/a	Aluminum Paint	15	13-1/2"	7-7/8"	7-1/4"	15.6	1 ea
314520	n/a	Aluminum Paint	20	13-1/2"	10-1/2"	8-1/4"	21.2	1 ea
314528	n/a	Aluminum Paint	28	13-1/2"	11"	9-1/4"	26.0	1 ea
314570	n/a	Black Vinyl	10	13-1/2"	7-3/4"	7-1/4"	11.5	1 ea
314575	n/a	Black Vinyl	15	13-1/2"	7-7/8"	7-1/4"	16.1	1 ea
314580	n/a	Black Vinyl	20	13-1/2"	10-1/2"	8-1/4"	19.6	1 ea
314588	n/a	Black Vinyl	28	13-1/2"	11"	9-1/4"	26.0	1 ea

These Navy Anchors are a classic, proven design whose performance is based on a combination of weight and the mechanical principle of flukes to dig in and hold firm. Navy Anchors work well in rocky bottoms, and also penetrate easily through weeds. The reverse action of the shank allows for quick and easy retrieval of a fouled anchor. The stock folds flat, parallel to the shank, for compact storage. Chain is recommended for optimum performance. Constructed of cast iron with a painted aluminum or black vinyl coated finish.

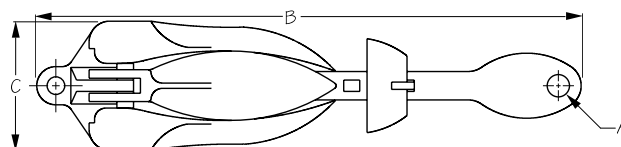
- Allow additional 1/16" - 3/32" for vinyl coating on all dimensions
- Weights vary due to metal and coating content; listed weights are approximate

6 Anchoring & Deck Hardware



FOLDING ANCHOR

Hot Dipped Galvanized Iron/Forged Flukes



Bulk	Display	A	B	C	Boat Length	Line/Length	Chain/Length	Wt.(lb.)	Std. Pack
318001	n/a	1/4"	7"	2-1/4"	5' - 10'	1/4"/35'	3/16"/7'-10'	1.5	1 ea
318003	n/a	1/2"	12"	2-7/8"	5' - 12'	1/4"/35'	3/16"/7'-10'	3.5	1 ea
318005	n/a	1/2"	14"	4"	5' - 14'	5/16"/50'	3/16"/7'-10'	5.5	1 ea
318007	n/a	1/2"	16"	4-1/4"	5' - 16'	5/16"/50'	3/16"/7'-10'	7.0	1 ea
318009	n/a	1/2"	18"	4-1/4"	5' - 18'	5/16"/120'	3/16"/10'-13'	9.0	1 ea
318013	n/a	1/2"	21-1/2"	4-3/4"	14' - 22'	3/8"/150'	3/16"/10'-20'	13.0	1 ea
318018	n/a	1/2"	22-1/2"	5"	18' - 26'	3/8"/150'	1/4"/10'-20'	18.0	1 ea
318022	n/a	1/2"	24-1/4"	5"	22' - 30'	3/8"/150'	1/4"/10'-20'	22.0	1 ea
318027	n/a	1/2"	25-1/2"	5"	24' - 30'	1/2"/150'	1/4"/10'-20'	27.0	1 ea
318033	n/a	5/8"	26"	5"	26' - 32'	1/2"/175'	3/8"/10'-20'	33.0	1 ea

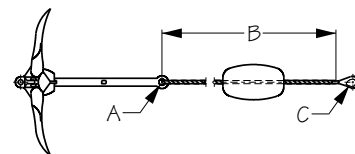
These grapnel Folding Anchors provide effective holding power in mud, sand, gravel, or rocky conditions. Designed with four arms that fold flat against the shank for compact storage they can be locked in the opened or closed position. Ideal for inflatable boats, as there are no open flukes to puncture sensitive fabric. Great as a primary anchor on dinghies, PWC's, canoes, kayaks, and small sailboats. They are also an inexpensive backup anchor on larger boats. Constructed of hot dipped galvanized iron with forged flukes.

- Weights vary due to metal and coating content; listed weights are approximate



FOLDING ANCHOR KIT

Painted Hot Dipped Galvanized Iron/Forged Flukes



Bulk	Display	A	B	C	Boat Length	Line/Length	Wt.(lb.)	Std. Pack
318003K	n/a	1/2"	25'	1"	5' - 12'	1/4"/25'	3.5	1 ea

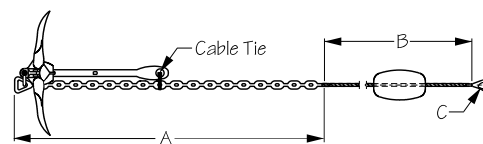
The Folding Anchor Kit features a 3.5 lbs. folding grapnel anchor with 25' of 1/4" line, an adjustable float, stainless fast eye boat snap, and storage bag. Great as a primary anchor on dinghies, PWC's, canoes, kayaks, and small sailboats. Inexpensive and easy to store, this kit is also useful as a backup anchor on larger boats. Effective holding power in mud, sand, gravel, or rocky conditions.

- Weights vary due to metal and coating content; listed weights are approximate



FOLDING ANTI-SNAG ANCHOR KIT

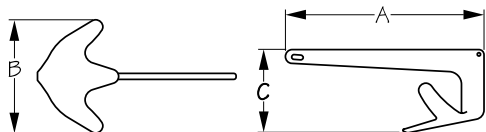
Hot Dipped Galvanized Iron/Forged Flukes



Bulk	Display	A	B	C	Anchor Chain Length	Line/Length	Boat Length	Wt.(lb.)	Std. Pack
318003KP	n/a	3'	35'	1"	3'	3/8"/35'	5' - 14'	5.06	1 ea

Folding Anti-Snag Anchor Kit makes an ideal primary anchor on dinghies, small sailboats, and inflatables. Cable tie break away from anchor chain for easy retrieval. Includes a 3 lb. folding grapnel anchors, 3' of 3/16" vinyl coated anchor chain, 35' of 3/8" line, ten cable ties, an adjustable float, stainless fast eye boat snap, and mesh storage bag. Compact and easy to store. Effective holding power in mud, sand, gravel, or rocky conditions.

- Weights vary due to metal and coating content. Listed weights are approximate



SEA-HOOK® CLAW ANCHOR

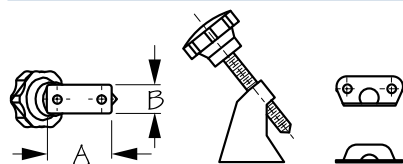
Hot Dipped Galvanized Investment Cast Steel



Bulk	Display	A	B	C	Boat Length	Wt.(lb.)	Std. Pack
318502	n/a	14-1/4"	9-11/16"	7-3/16"	13' - 18'	4.4	1 ea
318503	n/a	16"	10-1/4"	8-11/16"	13' - 18'	7.7	1 ea
318505	n/a	18-7/16"	12-3/8"	9-7/16"	19' - 23'	11.0	1 ea
318507	n/a	20-15/16"	14-3/16"	10-3/4"	24' - 30'	16.5	1 ea
318510	n/a	22-15/16"	15-1/8"	11-1/2"	31' - 35'	22.0	1 ea
318515	n/a	25-3/4"	17"	13-7/16"	36' - 40'	33.0	1 ea
318520	n/a	27-5/8"	18"	14-5/8"	41' - 47'	44.0	1 ea
318530	n/a	31-1/8"	20-1/2"	16-5/16"	48' - 63'	66.1	1 ea
318550	n/a	37-5/16"	23-9/16"	20-1/16"	64' - 92'	110.1	1 ea
318580	n/a	43-3/4"	28-9/16"	22-3/16"	93' - 120'	165.2	1 ea

The Sea-Hook® Claw Anchor is roll stabilized to perform well on short scopes and set effectively. Designed to right itself no matter how it lands on the bottom, it remains stable under a wide range of tide and wind conditions. Exceptional holding power in most sea beds. Stows easily on a bow roller. Quick set and reset. Constructed of hot dipped galvanized cast steel in a single piece design for maximum strength and holding power. 318501-318530 are investment cast. 318550-318580 are sand cast. Heat treated type C1035 steel. A competitively priced alternative to the Bruce® anchor.

- Weights vary due to metal and coating content; listed weights are approximate



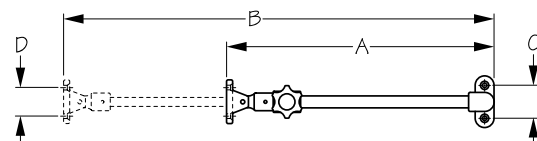
HATCH LATCH

Stamped 304 Stainless Steel



Bulk	Display	A	B	Fastener	Wt.(lb.)	Std. Pack
321000	321000-1	1-7/16"	5/8"	#10 RH	.19	10 ea

This Hatch Latch features a simple screw-in action to securely hold the hatch in a closed position. Constructed of corrosion resistant stamped 304 stainless steel. Installs with four #10 RH fasteners (not included).



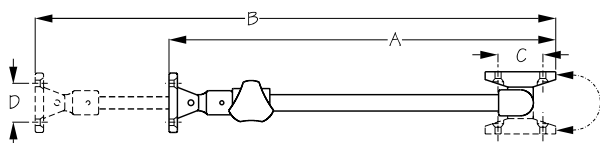
HATCH ADJUSTER

Formed 304 Stainless Steel/Nylon



Bulk	Display	A	B	C	D	Wt.(lb.)	Std. Pack
321291	321291-1	11-1/8"	17-7/8"	1-3/8"	1-3/16"	.33	5 ea
321292	321292-1	14-3/16"	24-3/16"	1-3/8"	1-3/16"	.40	5 ea

These Hatch Adjusters feature a simple thumb screw knob to lock into position. Great for dock box lids, hatches, windshields, etc. Constructed of corrosion resistant formed 304 stainless steel with UV resistant injection molded nylon mounting pads and knob. Installs with four fasteners (not included).



HATCH ADJUSTER WITH SWIVEL

Formed 304 Stainless Steel/Nylon



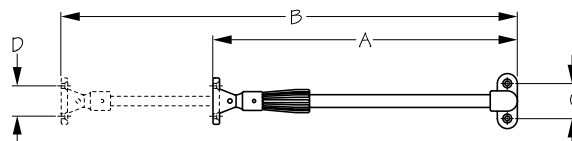
Bulk	Display	A	B	C	D	Wt.(lb.)	Std. Pack
321293C1	n/a	11-13/16"	18-9/16"	1-3/8"	1-3/16"	.36	5 ea

These Hatch Adjusters feature a simple twist knob to lock into position. Mounting pads feature a swivel for more mounting options. Great for dock box lids, hatches, windshields, etc. Constructed of corrosion resistant formed 304 stainless steel with UV resistant injection molded nylon mounting pad. Installs with four fasteners (not included).

6 Anchoring & Deck Hardware

HATCH ADJUSTER

Formed 304 Stainless Steel/Nylon

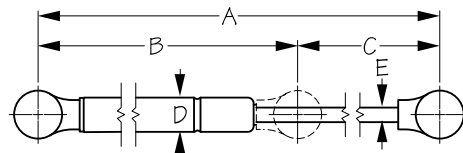


Bulk	Display	A	B	C	D	Wt.(lb.)	Std. Pack
321295	321295-1	11-15/16"	17-7/8"	1-3/8"	1-3/16"	.31	5 ea
321296	321296-1	14-15/16"	24"	1-3/8"	1-3/16"	.40	5 ea

These Hatch Adjusters feature a simple twist knob to lock into position. Great for dock box lids, hatches, windshields, etc. Constructed of corrosion resistant formed 304 stainless steel with UV resistant injection molded nylon mounting pads and knob. Installs with four fasteners (not included).

GAS FILLED LIFT SPRING

Chrome and Powder Coated Steel, Bronze, Polymers and Nitrogen Gas



Bulk	Display	Lift Wt. (lbs.)	A	B	C	D	E	Uses*	Wt.(lb.)	Std. Pack
321402	321402-1	20	7-1/2"	5-1/2"	2"	15 mm	6 mm	1	.25	1 ea
321404	321404-1	40	7-1/2"	5-1/2"	2"	15 mm	6 mm	1	.25	1 ea
321422	321422-1	20	10"	7"	3"	15 mm	6 mm	1, 2, 3	.31	1 ea
321424	321424-1	40	10"	7"	3"	15 mm	6 mm	1, 2, 3	.31	1 ea
321426	321426-1	60	10"	7"	3"	15 mm	6 mm	1, 3	.31	1 ea
321462	321462-1	20	15"	9-1/2"	5-1/2"	15 mm	6 mm	1, 2	.41	1 ea
321463	321463-1	30	15"	9-1/2"	5-1/2"	15 mm	6 mm	1, 2	.41	1 ea
321464	321464-1	40	15"	9-1/2"	5-1/2"	15 mm	6 mm	1, 2	.41	1 ea
321466	321466-1	60	15"	9-1/2"	5-1/2"	15 mm	6 mm	1, 2	.41	1 ea
321473	321473-1	30	17"	11"	6-3/4"	15 mm	6 mm	1, 4	.44	1 ea
321474	321474-1	40	17"	11"	6-3/4"	15 mm	6 mm	1, 2, 4	.44	1 ea
321476	321476-1	60	17"	11"	6-3/4"	15 mm	6 mm	1, 2	.44	1 ea
321482	321482-1	20	20"	12"	8-1/8"	15 mm	6 mm	1, 2	.50	1 ea
321483	321483-1	30	20"	12"	8-1/8"	15 mm	6 mm	1, 2	.50	1 ea
321484	321484-1	40	20"	12"	8-1/8"	15 mm	6 mm	1, 2	.50	1 ea
321486	321486-1	60	20"	12"	8-1/8"	15 mm	6 mm	1, 2	.50	1 ea
321488	321488-1	80	20"	12"	8-1/8"	18 mm	8 mm	1, 2	.50	1 ea
321489	321489-1	90	20"	12"	8-1/8"	18 mm	8 mm	1, 2	.50	1 ea
321492	321492-1	120	20"	12"	8"	18 mm	8 mm	1, 2	.78	1 ea
321599	321599-1	Gas Lift Rod End Fitting							.01	

*Uses/Application KEY: 1=Marine, 2=RV, 3=Tool Box/Utility, 4=Truck Cap

These Gas Filled Lift Springs and hardware are manufactured to marine OE standards and have been installed in marine and RV applications for many years. You can count on our high quality and a 2-year warranty on all Sea-Dog® Gas Filled Lift Springs.

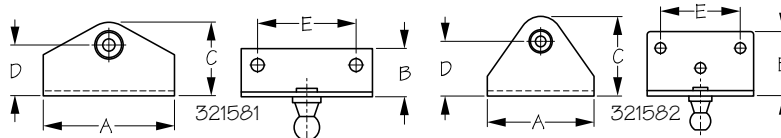
Sea-Dog® Gas Filled Lift Springs are the ideal choice for all marine, RV, truck cap, tool box, and utility applications because of their unique, multi-lobe seal which offers superior service life and performance. Hard chromium plated shafts, bronze bushings, and polymer end fittings mean you are buying THE BEST.

Other applications for Sea-Dog® Gas Filled Lift Springs:

Engine or access hatches, doors, tool boxes, golf carts, canopies, seating, RV doors, furniture, truck caps, and utility boxes. Accepts 10 mm ball.

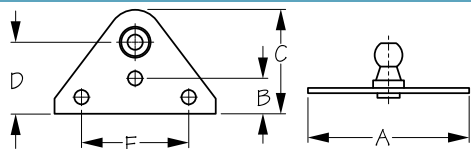
90° GAS LIFT MOUNT

304 Stainless Steel



Bulk	Display	A	B	C	D	E	Finish	Fastener	Wt.(lb.)	Std. Pack
321581	321581-1	2"	5/8"	1-1/8"	3/4"	1-1/2"	Stainless	#10 RH	.07	10 ea
321582	321582-1	2"	1-1/4"	1-1/2"	1"	1-1/2"	Stainless	#10 RH	.13	10 ea

90° Gas Lift Mounts are used for mounting gas filled lift springs. 10 mm ball. Constructed of corrosion resistant stamped 304 stainless steel. Installs with #10 RH fasteners (not included).



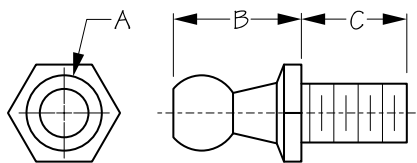
FLUSH GAS LIFT MOUNT

304 Stainless Steel



Bulk	Display	A	B	C	D	E	Finish	Fastener	Wt.(lb.)	Std. Pack
321583	321583-1	2-1/4"	1/2"	1-1/2"	1"	1-1/2"	Stainless	#10 RH	.06	10 ea

Flush Gas Lift Mounts are used for mounting gas filled lift springs. 10 mm ball. Constructed of corrosion resistant stamped 304 stainless steel. Installs with three #10 RH fasteners (not included).



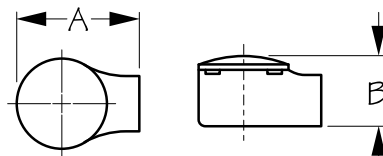
GAS LIFT BALL STUD - 10 MM

Formed 304 Stainless Steel



Bulk	Display	A (Ball)	B	C	Threads	Hex Nut	Wt.(lb.)	Std. Pack
321586	321586-1	10 mm	5/8"	9/16"	5/16" - 18	1/2"	.02	10 ea

Gas Lift Ball Studs feature a 10 mm ball which fits all Sea-Dog® Gas Lift Springs. Constructed of corrosion resistant formed 304 stainless steel.



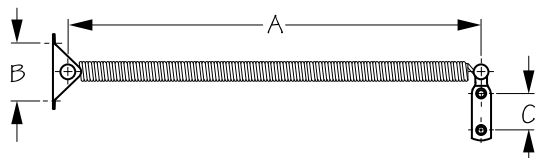
GAS LIFT ROD END FITTING

Injection Molded Nylon



Bulk	Display	Thread	A	B	Wt.(lb.)	Std. Pack
321599	321599-1	6 mm-1	1-1/8"	5/8"	.01	10 ea

Gas Lift Rod End Fitting accepts 10 mm ball. Constructed of injection molded nylon. Replacement for Sea-Dog® Gas Lift Springs.



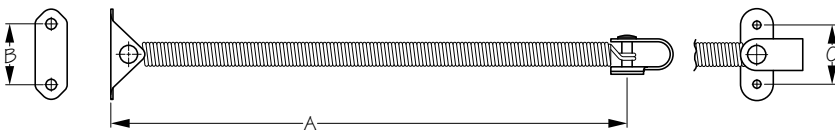
HATCH SPRING - SMALL

Formed 304 Stainless Steel



Bulk	Display	A	B	C	Fastener	Internal Cable	Wt.(lb.)	Std. Pack
321650	321650-1	8-5/8"	1-1/16"	3/4"	#10 RH & 3/16" Pop Rivet	Yes	.20	10 ea

This Hatch Spring has an internal wire that prevents the spring from being overextended during normal use. Constructed of corrosion resistant formed 304 stainless steel. Installs with four #10 RH fasteners or 3/16" pop rivets (not included). Not recommended for applications where hatch will scoop wind while boat is underway and overextend spring.



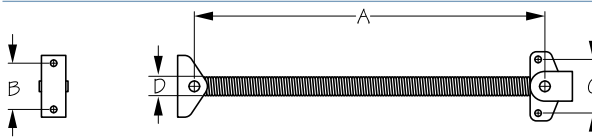
HATCH SPRING

Formed 304 Stainless Steel



Bulk	Display	A	B	C	Fastener	Internal Cable	Wt.(lb.)	Std. Pack
321660	321660-1	9"	1-1/16"	1-1/16"	#6 RH and/or 1/8" Pop Rivet	Yes	.19	10 ea

This Hatch Spring has an internal wire that prevents the spring from being overextended during normal use. Constructed of corrosion resistant formed 304 stainless steel. Installs with four #6 RH fasteners or 1/8" pop rivets (not included). Not recommended for applications where hatch will scoop wind while boat is underway and overextend spring.



HATCH SPRING

Formed 304 Stainless Steel



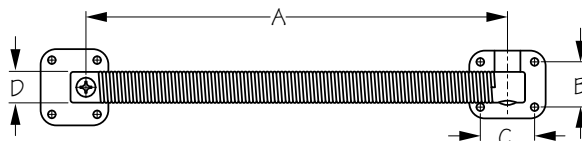
Bulk	Display	A	B	C	D	Internal Cable	Fastener	Wt.(lb.)	Std. Pack
321670	321670-1	10-1/8"	1-3/8"	1-5/8"	9/16"	Yes	#10 RH	.37	10 ea

This Hatch Spring has an internal wire that prevents the spring from being overextended during normal use. Ideal for use on lighter hatches and lazarettes. Constructed of corrosion resistant formed 304 stainless steel. Installs with four #10 RH fasteners (not included). Not recommended for applications where hatch will scoop wind while boat is underway and overextend spring.

6 Anchoring & Deck Hardware

HATCH SPRING

Formed 304 Stainless Steel/Nylon

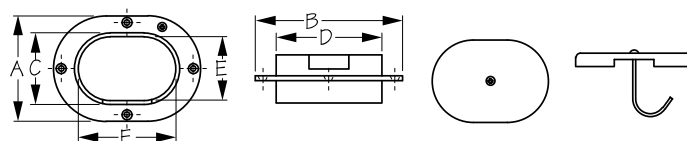


Bulk	Display	A	B	C	D	Internal Cable	Fastener	Wt.(lb.)	Std. Pack
321680	321680-1	11-5/8"	1-1/4"	1-1/2"	7/8"	Yes	#10 RH	.78	5 ea

This strong Hatch Spring has an internal cable that prevents the spring from being overextended during normal use. Ideal for larger hatches and dock boxes. Constructed of corrosion resistant formed 304 stainless steel with heavy duty molded nylon mounting pads on both ends. Installs with eight #10 RH fasteners (not included).

CHAIN DECK PIPE

Investment Cast 316 Stainless Steel

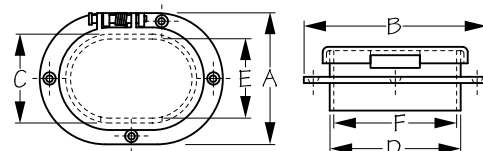


Bulk	Display	A	B	C	D	E	F	Fastener	Wt.(lb.)	Std. Pack	
321800	n/a	4-1/16"	5-5/8"	2-3/4"	4-1/8"	2-1/2"	3-3/4"	#10 FH	2.51	1 ea	
n/a	321810-1	Replacement Cap & Chain								.88	1 ea

This Chain Deck Pipe facilitates the storage of anchor lines out of the way below deck, reducing the risk of trip hazards on deck. The oval opening can accommodate a large thimble and line plus the shackle and chain. Chain can remain in slot when the cover is closed. The cover is held in place with the chain when suspended from the integral hook. Constructed of corrosion resistant investment cast 316 stainless steel. Installs with four #10 FH fasteners (not included).

HINGED DECK PIPE

Investment Cast 316 Stainless Steel

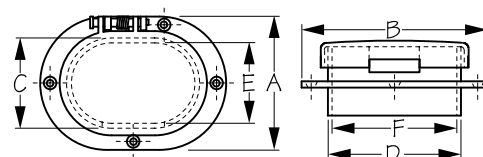


Bulk	Display	A	B	C	D	E	F	Fastener	Wt.(lb.)	Std. Pack
321805	n/a	4-1/16"	5-5/8"	2-3/4"	4-1/8"	2-7/16"	3-3/4"	#10 FH	2.08	1 ea

This Hinged Deck Pipe facilitates the storage of anchor lines out of the way below deck, reducing the risk of trip hazards on deck. The oval pipe opening can accommodate a large thimble and line plus the shackle and chain. This deck pipe features a hinged cap for easy access. Chain can remain in slot when the cover is closed. Constructed of corrosion resistant investment cast 316 stainless steel. Installs with four #10 FH fasteners (not included).

HINGED DECK PIPE - EURO STYLE

Investment Cast 316 Stainless Steel

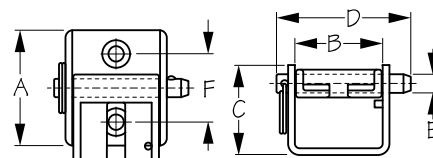


Bulk	Display	A	B	C	D	E	F	Fastener	Wt.(lb.)	Std. Pack
321806	n/a	4-1/16"	5-3/8"	2-3/4"	4-1/8"	2-7/16"	3-3/4"	#10 FH	2.08	1 ea

A new look to a trusted favorite! This Euro Style Hinged Deck Pipe facilitates the storage of anchor lines out of the way below deck, reducing the risk of trip hazards on deck. The oval pipe opening can accommodate a large thimble and line plus the shackle and chain. This deck pipe features a hinged cap for easy access. Chain can remain in slot when the cover is closed. Constructed of corrosion resistant investment cast 316 stainless steel. Installs with four #10 FH fasteners (not included).

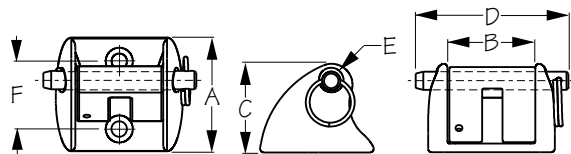
CHAIN STOPPER

Formed 304 Stainless Steel



Bulk	Display	A	B	C	D	E	F	Fastener	Wt.(lb.)	Std. Pack
321820	321820-1	2-3/8"	1-13/16"	1-13/16"	2-3/4"	3/8"	1-3/8"	5/16" FH	1.14	1 ea
321825	321825-1	3-1/8"	2-3/8"	2-7/16"	3-5/8"	1/2"	1-7/8"	3/8" FH	1.43	1 ea

These Chain Stoppers help prevent damage to the windlass and reduce the risk of accidental free fall of the anchor while under way. Chain Stoppers mount alone or inside most bow rollers and work with your anchor roller to take tension off your windlass. Chain and rope should be secured at anchor when your windlass is not in use to avoid high loads the windlass was not designed for. 321820 fits chain sizes 3/16" - 1/4". 321825 fits chain sizes 5/16" - 3/8". Constructed of corrosion resistant investment cast 316 stainless steel.



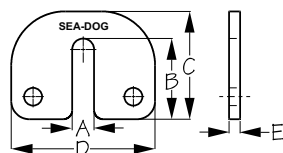
CHAIN STOPPER - EURO STYLE

Investment Cast 316 Stainless Steel



Bulk	Display	A	B	C	D	E	F	Fastener	Wt.(lb.)	Std. Pack
321822	n/a	2-5/16"	1-13/16"	1-13/16	3-1/8"	3/8"	1-3/8"	5/16" FH	.73	1 ea
321827	n/a	3-1/8"	2-3/8"	2-3/8"	4-1/8"	7/16"	1-7/8"	3/8" FH	1.56	1 ea
321832	n/a	3-7/8"	2-5/8"	3"	4-3/4"	5/8"	2-3/8"	1/2" FH	2.86	1 ea

These Euro Style Chain Stoppers help prevent overload damage to the windlass and reduce the risk of accidental free fall of the anchor while under way. Euro Style Chain Stoppers mount alone or inside most bow rollers and work with your anchor roller to take tension off your windlass. 321822 fits chain sizes 3/16" - 1/4". 321827 fits chain sizes 5/16" - 3/8", 321832 fits chain 7/16" - 1/2". Constructed of corrosion resistant investment cast 316 stainless steel.



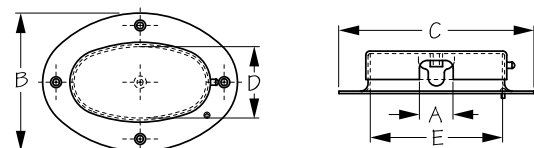
CHAIN GRIPPER PLATE

Investment Cast 316 Stainless Steel



Bulk	Display	A	B	C	D	E	Wt.(lb.)	Std. Pack
321850	321850-1	5/8"	2-1/4"	3"	4"	5/16"	.81	5 ea

This Chain Gripper Plate stabilizes anchor chains and reduces stress on windlass when anchored in heavy seas. The two holes are used for a bridle application with two Bow Shackles (147212) to connect lines to port and starboard cleats for stabilization. Fits anchor chain sizes: 5/16", 3/8", 7/16", and 1/2". Constructed of corrosion resistant investment cast 316 stainless steel. Installs with two RH fasteners (not included).



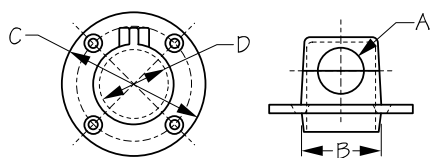
CHAIN DECK PIPE

Forged Brass Chrome Plated



Bulk	Display	A	B	C	D	E	Fastener	Wt.(lb.)	Std. Pack
322070	n/a	1"	4-1/2"	6-1/4"	2-5/16"	4"	#8 FH	1.23	1 ea
n/a	322075-1	Replacement Cap & Chain						.54	1 ea

This Chain Deck Pipe facilitates the storage of anchor lines out of the way below deck, reducing the risk of trip hazards on deck. The oval opening can accommodate a large thimble and line up to 1" in diameter plus the shackle and chain. Chain can remain in slot when the cover is closed. Constructed of chrome plated forged brass. Installs with four #8 FH fasteners (not included).



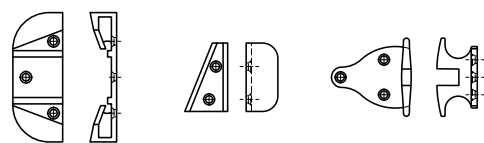
HINGED CHAIN DECK PIPE

Die Cast Brass Chrome Plated



Bulk	Display	A	B	C	D	Fastener	Wt.(lb.)	Std. Pack
322080	322080-1	1"	1-3/4"	3-1/8"	1-1/2"	#8 FH	.64	5 ea

This Hinged Chain Deck Pipe facilitates the storage of anchor lines out of the way below deck, reducing the risk of trip hazards on deck. The circular pipe features a hinged cap for easy access. Chain can remain in slot when the cover is closed. Constructed of die cast chrome plated brass. Installs with four #8 FH fasteners (not included).



ANCHOR CHOCK

Investment Cast 316 Stainless Steel



Bulk	Display	Anchor Size	Fastener	Wt.(lb.)	Std. Pack
322150	322150-1	5 - 20 lb.	#10 FH	1.44	5 sets

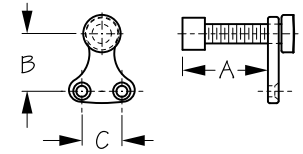
Anchor Chocks help protect the surface of your deck in rough seas or while the boat is underway. Secures the anchor when not in use while still maintaining easy access. For use with conventional fluke anchors from 5-20 lbs. Constructed of corrosion resistant investment cast 316 stainless steel. Deck mounts with ten #10 FH fasteners (not included).

6 Anchoring & Deck Hardware




ANTI-RATTLE WINDOW STOP

Sand Cast Brass Chrome Plated



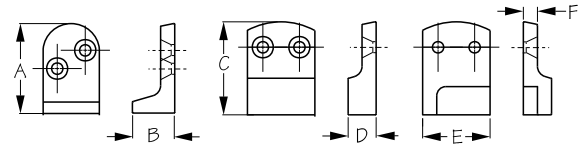
Bulk	Display	A	B	C	Fastener	Wt.(lb.)	Std. Pack
322210	322210-1	1-5/16"	7/8"	5/8"	#6 FH	.07	10 ea

This Anti-Rattle Window Stop reduces vibration and noise while underway. Threaded pin tightens on shank. Constructed of chrome plated sand cast brass. Installs with two #6 FH fasteners (not included).



LADDER LOCKS

Cast Brass



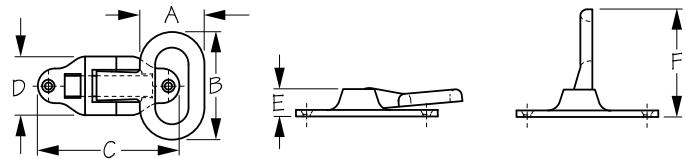
Bulk	Display	A	B	C	D	E	F	Finish	Wt.(lb.)	Std. Pack
322270	322270-1	1-5/8"	3/4"	1-5/8"	1/2"	1-1/4"	1/4"	Chrome	.64	10 pr
322271	322271-1	1-5/8"	3/4"	1-5/8"	1/2"	1-1/4"	1/4"	Brass	.64	10 pr

These highly polished Ladder Locks are commonly used with wooden step ladders. Ladder slips into tapered locks and becomes secure as it is lowered in to place. Constructed of cast brass with a plain or chrome plated finish. Installs with eight #10 FH fasteners (not included).



FOLDING STEP

Sand Cast Brass Chrome Plated



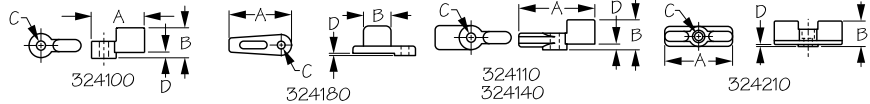
Bulk	Display	A	B	C	D	E	F	Fastener	Wt.(lb.)	Std. Pack
322620	322620-1	2"	3-1/4"	4-5/16"	1-13/16"	13/16"	3-7/16"	#12 FH	1.10	5 ea

This Folding Step has a patterned, texture finish for better traction. The spring loaded folding mechanism will keep the step in the open or closed position without rattling. Constructed of chrome plated sand cast brass. Installs with two FH fasteners (not included). Also see Sea-Dog® Stainless Folding Step (328020).



WINDSHIELD LATCH

Injection Molded Nylon



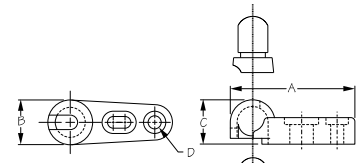
Bulk	Display	Description	A	B	C	D	Wt.(lb.)	Std. Pack
324100	n/a	Single Wing Latch	1-3/16"	5/8"	3/16"	1/16"	.01	10 ea
324110	324110-1	Single Wing Latch	1-9/16"	5/8"	3/16"	1/8"	.01 / .02	10 ea / 10 pr
324140	324140-1	Single Wing Latch	1-9/16"	13/16"	3/16"	5/16"	.01 / .02	10 ea / 10 pr
324180	324180-1	Thumb Latch	1-1/2"	11/16"	3/16"	1/16"	.01 / .02	10 ea / 10 pr
324210	324210-1	Double Latch	1-11/16"	5/8"	3/16"	1/16"	.01 / .02	10 ea / 10 pr

These Windshield Latches are used to secure windshield doors with a simple twist design. Prevents rattling due to engine vibration at high speeds. Constructed of UV resistant black injection molded nylon.



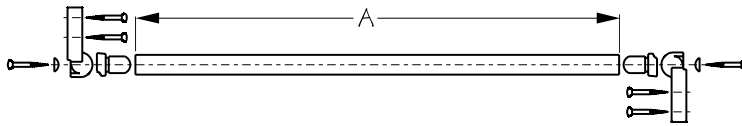
WINDSHIELD BRACE FOOT

Injection Molded Nylon



Bulk	Display	A	B	C	D	Wt.(lb.)	Std. Pack
324300	324300-1	2-1/16"	3/4"	3/4"	3/16"	.02	10 set / 10 sets

This Windshield Brace Foot fits 1/2" ID tubing to support a windshield. Constructed of UV resistant black injection molded nylon.



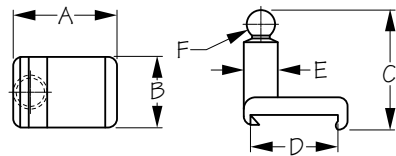
WINDSHIELD BRACE KIT
Formed Aluminum/Injection Molded Nylon



Bulk	Display	A	Fastener	Wt.(lb.)	Std. Pack
n/a	324310-1	14-1/4"	#10 PH	.14	5 ea



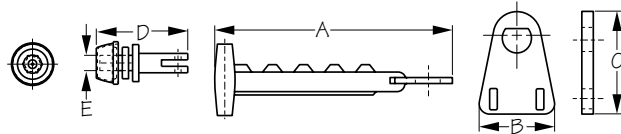
Windshield Brace Kit includes two windshield brace feet and a 14-1/4" length of formed aluminum tube to be cut to size per individual application. Injection molded nylon brace feet inserts must be crimped in place. Installs with #10 PH screws (not included). Direct replacement for Taylor Made TMS-041.



MALE WINDSHIELD RETAINER SPACER
Injection Molded Nylon



Bulk	Display	Color	A	B	C	D	E	F	Wt.(lb.)	Std. Pack
324360	324360-1	Black	1-1/8"	3/4"	1-5/16"	15/16"	3/8"	5/16"	.01 / .02	10 ea / 10 pr

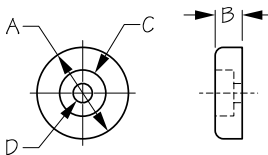


SIDE VENT ADJUSTER KIT
Injection Molded Nylon



Bulk	Display	A	B	C	D	E	Wt.(lb.)	Std. Pack
324380	324380-1	5"	1-9/16"	2-3/16"	1-15/16"	5/16"	.07	10 ea

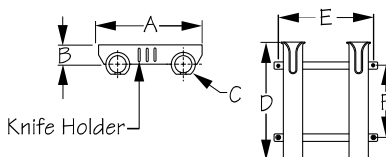
This Side Vent Adjuster Kit is used for adjusting the opening of windshield wing windows. Improved push nut retainer cap with washer. Constructed of UV resistant injection molded nylon with a 304 stainless steel pin.



WINDSHIELD/DOOR BUMPER PAD
Injection Molded Kraton



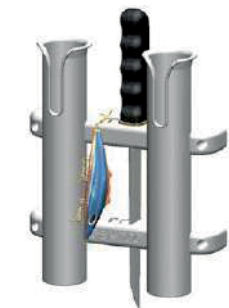
Bulk	Display	Color	A	B	C	D	Fastener	Wt.(lb.)	Std. Pack
324390	324390-1	Black	3/4"	3/16"	3/8"	1/8"	#8 RH	.01 / .02	10 ea / 10 pr
324391	324391-1	Clear	3/4"	3/16"	3/8"	1/8"	#8 RH	.01 / .02	10 ea / 10 pr



TWO POLE SIDE MOUNT ROD HOLDER
Injection Molded Polypropylene



Bulk	Display	A	B	C	D	E	F	Color	Wt.(lb.)	Std. Pack
325028	325028-1	9"	1-3/4"	1-3/4"	10-3/4"	8"	4-5/8"	White	.73	4 ea
325029	325029-1	9"	1-3/4"	1-3/4"	10-3/4"	8"	4-5/8"	Black	.73	4 ea



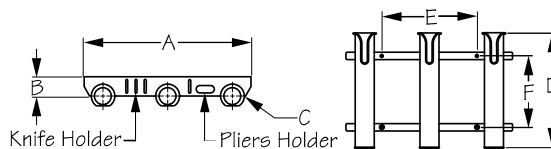
These Two Pole Side Mount Rod Holders feature a built-in knife and lure holder. Accommodates rods up to 1-3/4" in diameter. Constructed from one-piece of injection molded UV stabilized polypropylene. No assembly required. Installs with four #8 fasteners (included in display packaged product). Available in black or white.

6 Anchoring & Deck Hardware



THREE POLE SIDE MOUNT ROD HOLDER

Injection Molded Polypropylene



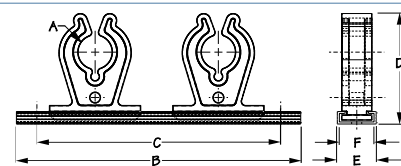
Bulk	Display	A	B	C	D	E	F	Color	Wt.(lb.)	Std. Pack
325038	325038-1	13-1/2"	1-7/8"	1-3/4"	10-3/4"	7"	4-1/2"	White	1.50	4 ea
325039	325039-1	13-1/2"	1-7/8"	1-3/4"	10-3/4"	7"	4-1/2"	Black	1.50	4 ea

These Three Pole Side Mount Rod Holders feature a built-in knife, pliers, and lure holder. Accommodates rods up to 1-3/4" in diameter. Constructed from one-piece of injection molded UV stabilized polypropylene. No assembly required. Installs with four #8 fasteners (included in display packaged product). Available in black or white.



TRACK ROD HOLDER

Aluminum/PVC Vinyl



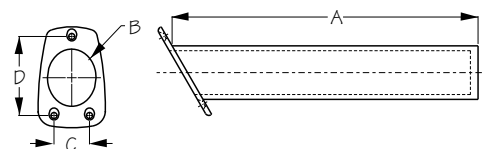
Bulk	Display	A	B	C	D	E	F	Kit Includes	Wt.(lb.)	Std. Pack	
n/a	325044-1	7/8"	7"	5-7/8"	2-7/8"	13/16"	15/16"	2 Tracks/4 Clips	.48	4 ea	
325040	n/a	Aluminum Track Section Only (6 ft. total length)								3.00	10 ea
325041	n/a	Clip Only								.08	10 ea

These Track Rod Holders are designed to hold fishing rods in the toughest conditions. Can be mounted vertically or horizontally in boats and homes. Includes two 7" pre-drilled aluminum tracks and four PVC clips. Installs with four fasteners (included).



NARROW GUNNEL FLUSH MOUNT ROD HOLDER

Injection Molded ABS



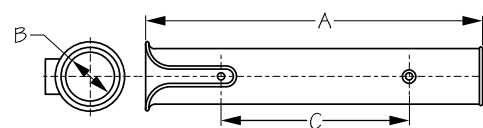
Bulk	Display	A	B	C	D	Color	Fastener	Wt.(lb.)	Std. Pack
325060	325060-1	10"	1-5/8"	2-3/16"	3-1/4"	Black	#10 FH	.24	8 ea
325061	325061-1	10"	1-5/8"	2-3/16"	3-1/4"	White	#10 FH	.24	8 ea

These Narrow Gunnel Flush Mount Rod Holders can accommodate rods up to 1-5/8" in diameter. Features a 30° angle. Constructed of UV resistant injection molded ABS. Installs with three #10 FH fasteners (not included). Available in black or white.



SIDE MOUNT ROD HOLDER

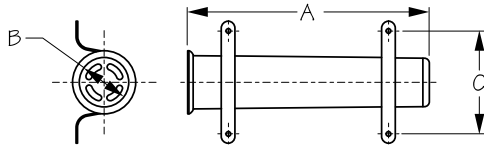
Injection Molded Polypropylene



Bulk	Display	A	B	C	Color	Fastener	Wt.(lb.)	Std. Pack
325120	325120-1	11-11/16"	1-3/4"	6-1/4"	Black	#10 RH	.22	8 ea
325121	325121-1	11-11/16"	1-3/4"	6-1/4"	White	#10 RH	.22	8 ea
325122	325122-1	11-11/16"	1-3/4"	6-1/4"	Gray	#10 RH	.22	8 ea

These Side Mount Rod Holders feature an integral, molded-in standoff located on the back of the rod holder. This standoff allows direct mounting to any flat surface. Accommodates rods up to 1-3/4" in diameter. Constructed of injection molded polypropylene. Installs with two #10 RH fasteners (not included).

- Custom colors available on large volume orders



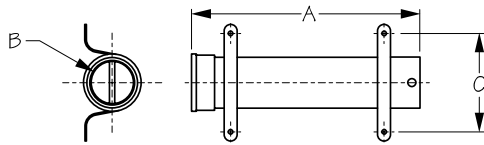
SIDE MOUNT ROD HOLDER

Injection Molded Polypropylene/304 Stainless Steel



Bulk	Display	A	B	C	Color	Fastener	Wt.(lb.)	Std. Pack
325140	325140-1	9"	1-3/4"	3-13/16"	Black	#8 RH	.31	8 ea
325141	325141-1	9"	1-3/4"	3-13/16"	White	#8 RH	.31	8 ea

These Side Mount Rod Holders can accommodate rods up to 1-3/4" in diameter. Constructed of injection molded polypropylene with corrosion resistant 304 stainless steel mounting brackets. Installs with four #8 RH fasteners (not included). Available in black or white.



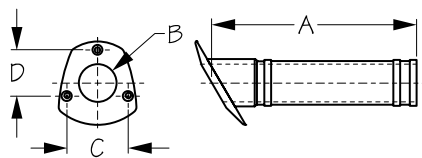
SIDE MOUNT ROD HOLDER

Formed 316 Stainless Steel



Bulk	Display	A	B	C	Fastener	Wt.(lb.)	Std. Pack
325150	325150-1	9"	1-5/8"	3-13/16"	#8 RH	1.04	8 ea
0P32505	n/a	Replacement End Cap				.01	10 ea

This Side Mount Rod Holder can accommodate rods up to 1-5/8" in diameter. Constructed of corrosion resistant formed 316 stainless steel with mounting brackets and plastic end cap. Installs with four #8 RH fasteners (not included).



FLUSH MOUNT ROD HOLDER

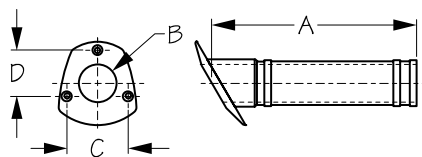
Injection Molded ABS



Bulk	Display	A	B	C	D	Color	Cap	Fastener	Wt.(lb.)	Std. Pack
325160	325160-1	9-3/16"	1-5/8"	2-1/2"	2-5/8"	Black	No	#12 FH	.40	8 ea
325161	325161-1	9-3/16"	1-5/8"	2-1/2"	2-5/8"	White	No	#12 FH	.40	8 ea
325160CAP	n/a	Cap & Gasket				Black	Yes	#12 FH	.12	5 ea

These Flush Mount Rod Holders can accommodate rods up to 1-5/8" in diameter. Features a 30° angle. Constructed of UV resistant injection molded ABS. Installs with three #12 FH fasteners (not included). Available in black or white. Optional cap and gasket sold separately (pictured below).

- Custom colors available on large volume orders



FLUSH MOUNT ROD HOLDER WITH CLOSED END

Injection Molded ABS



Bulk	Display	A	B	C	D	Color	Fastener	Wt.(lb.)	Std. Pack
325162	n/a	9-3/16"	1-5/8"	2-1/2"	2-5/8"	Black	#12 FH	.42	8 ea
325160CAP	n/a	Cap & Gasket						.12	5 ea

This Flush Mount Rod Holder features a closed end making it great for use in kayaks. Accommodate rods up to 1-5/8" in diameter. Features a 30° angle. Constructed of UV resistant injection molded ABS. Installs with three #12 FH fasteners (not included). Optional cap and gasket sold separately (pictured below).

- Custom colors available on large volume orders

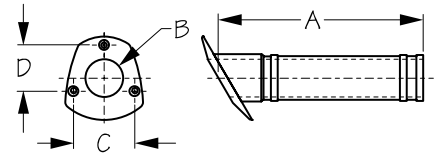


6 Anchoring & Deck Hardware



FLUSH MOUNT ROD HOLDER STAINLESS TOP

Injection Molded ABS/Stainless Steel



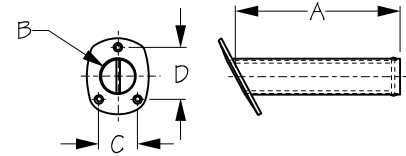
Bulk	Display	A	B	C	D	Color	Fastener	Wt.(lb.)	Std. Pack
325168	325168-1	9-1/2"	1-5/8"	2-1/2"	2-5/8"	Stainless	#12 FH	.72	8 ea
325168CAP	n/a	Replacement Cap & Gasket				Black	n/a	.12	5 ea

This Flush Mount Rod Holder with Stainless Top can accommodate rods up to 1-5/8" in diameter. Features a 30° angle. Constructed of UV resistant injection molded ABS with a stainless steel top cap for a classic look at an economical price. Installs with three #12 FH fasteners (not included).



ECONOMY FLUSH MOUNT ROD HOLDER

Formed 304 Stainless Steel



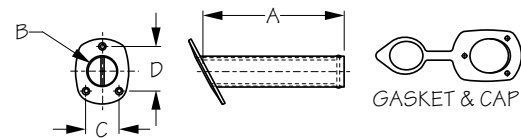
Bulk	Display	A	B	C	D	Fastener	Wt.(lb.)	Std. Pack
325170	325170-1	9-3/8"	1-1/2"	2-3/16"	3"	#12 FH	1.20	8 ea

This Economy Flush Mount Rod Holder can accommodate rods up to 1-1/2" in diameter. Features a 30° angle. Constructed of corrosion resistant stamped 304 stainless steel with a plastic liner and mounting gasket. Installs with three #12 FH fasteners (not included).



ECONOMY FLUSH MOUNT ROD HOLDER WITH CAP

Formed 304 Stainless Steel



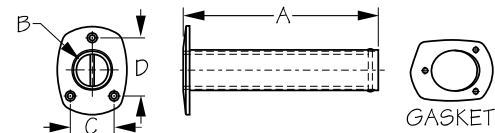
Bulk	Display	A	B	C	D	Fastener	Wt.(lb.)	Std. Pack
325171	325171-1	9-3/8"	1-1/2"	2-3/16"	3"	#12 FH	1.20	8 ea
n/a	325178-1	Replacement Cap & Gasket					.12	5 ea

A value priced flush mount rod holder! The Economy Flush Mount Rod Holder with Cap can accommodate rods up to 1-1/2" in diameter. Features a 30° angle. Constructed of corrosion resistant formed 304 stainless steel with a plastic liner, mounting gasket, and integral cap. Installs with three #12 FH fasteners (not included).



ECONOMY 90° FLUSH MOUNT ROD HOLDER

Formed 304 Stainless Steel



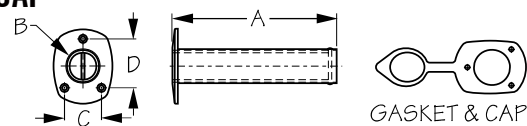
Bulk	Display	A	B	C	D	Fastener	Wt.(lb.)	Std. Pack
325172	325172-1	8-1/4"	1-9/16"	2-3/16"	3"	#12 FH	1.13	8 ea

A value priced, vertical mount rod holder! This Economy 90° Flush Mount Rod Holder can accommodate rods up to 1-1/2" in diameter. Features a 90° angle. Constructed of corrosion resistant formed 304 stainless steel with a plastic liner and mounting gasket. Installs with three #12 FH fasteners (not included).



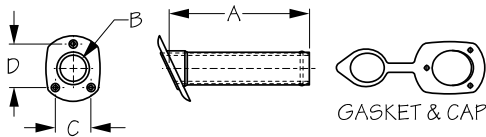
ECONOMY 90° FLUSH MOUNT ROD HOLDER WITH CAP

Formed 304 Stainless Steel



Bulk	Display	A	B	C	D	Fastener	Wt.(lb.)	Std. Pack
325173	325173-1	8-1/4"	1-9/16"	2-3/16"	3"	#12 FH	1.25	8 ea
n/a	325238-1	Replacement Cap & Gasket					.12	5 ea

A value priced, vertical mount rod holder! This Economy 90° Flush Mount Rod Holder with Cap can accommodate rods up to 1-1/2" in diameter. Features a 90° angle. Constructed of corrosion resistant formed 304 stainless steel with a plastic liner, mounting gasket, and integral cap. Installs with three #12 FH fasteners (not included).



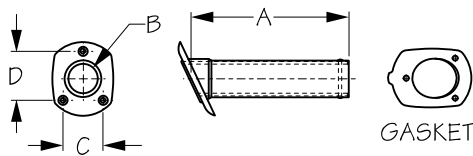
FLUSH MOUNT ROD HOLDER WITH CAP

Formed 316 Stainless Steel



Bulk	Display	A	B	C	D	Fastener	Wt.(lb.)	Std. Pack	
325175	325175-1	8-3/4"	1-1/2"	2-3/16"	3"	#12 FH	1.50	8 ea	
n/a	325239-1	Replacement Cap & Gasket						.20	5 ea

This Flush Mount Rod Holder with Cap can accommodate rods up to 1-1/2" in diameter. Features a 30° angle. Constructed of corrosion resistant formed 316 stainless steel with a UV resistant PVC cap and full length PE liner. Installs with three #12 FH fasteners (not included). This new design has the same liner and cap that is used on the cast stainless steel Rod Holder (325235).



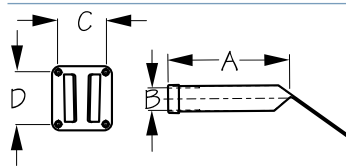
FLUSH MOUNT ROD HOLDER

Formed 316 Stainless Steel



Bulk	Display	A	B	C	D	Fastener	Wt.(lb.)	Std. Pack
325176	325176-1	8-3/4"	1-1/2"	2-1/8"	3"	#12 FH	1.50	8 ea

This Flush Mount Rod Holder can accommodate rods up to 1-1/2" in diameter. Features a 30° angle. Constructed of corrosion resistant formed 316 stainless steel. Installs with three #12 FH fasteners (not included).



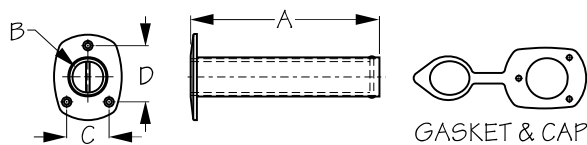
SIDE MOUNT ROD HOLDER

Formed 316 Stainless Steel



Bulk	Display	A	B	C	D	Fastener	Wt.(lb.)	Std. Pack	
325190	325190-1	9"	1-13/16"	2-15/16"	3-1/4"	#10 FH	1.70	1 ea	
n/a	325199-1	Mounting Plate Only						.31	1 ea
OP32505	n/a	Replacement End Cap						.01	10 ea

This Side Mount Rod Holder slides in and out of its mounting plate for a lower profile when not in use. Accommodates rods up to 1-13/16" in diameter. Features a 30° angle. Constructed of corrosion resistant formed 316 stainless steel. Installs with four #10 FH fasteners (not included).



90° FLUSH MOUNT ROD HOLDER WITH CAP

Investment Cast 316 Stainless Steel



Bulk	Display	A	B	C	D	Fastener	Wt.(lb.)	Std. Pack	
325233	325233-1	9-5/8"	1-5/8"	2-3/16"	3"	#12 FH	1.58	8 ea	
n/a	325238-1	Replacement Cap & Gasket						.12	5 ea

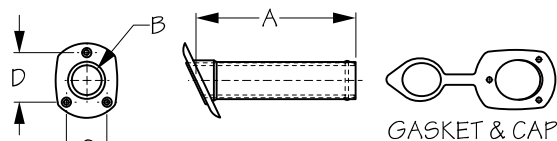
A high quality, vertical mount rod holder! This 90° Flush Mount Rod Holder with Cap can accommodate rods up to 1-5/8" in diameter. Features a 90° angle. Constructed of corrosion resistant investment cast 316 stainless steel with a plastic liner, integral cap, and mounting gasket. Installs with three #12 FH fasteners (not included).

6 Anchoring & Deck Hardware



FLUSH MOUNT ROD HOLDER WITH CAP

Investment Cast 316 Stainless Steel



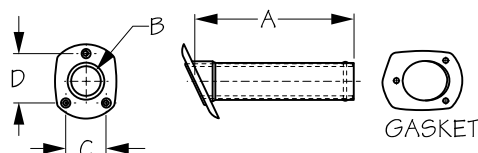
Bulk	Display	A	B	C	D	Fastener	Wt.(lb.)	Std. Pack	
325235	325235-1	8-3/4"	1-1/2"	2-3/16"	3"	#12 FH	2.00	8 ea	
n/a	325239-1	Replacement Cap & Gasket						.20	5 ea

This Flush Mount Rod Holder with Cap is uniquely designed to incorporate a gasket, reducing leakage common on other cast rod holders. Accommodates rods up to 1-1/2" in diameter. Features a 30° angle. Constructed of corrosion resistant investment cast 316 stainless steel with a UV resistant PVC cap and full length PE liner. Installs with three #12 FH fasteners (not included). This new design has the same liner and cap that is used on the stamped stainless steel Rod Holder (325175).



FLUSH MOUNT ROD HOLDER

Investment Cast 316 Stainless Steel



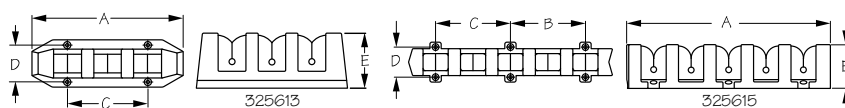
Bulk	Display	A	B	C	D	Fastener	Wt.(lb.)	Std. Pack
325236	325236-1	8-3/4"	1-1/2"	2-3/16"	3"	#12 FH	2.00	8 ea

This Flush Mount Rod Holder can accommodate rods up to 1-1/2" in diameter. Features a 30° angle. Constructed of corrosion resistant investment cast 316 stainless steel. Installs with three #12 FH fasteners (not included).



ROD STORAGE RACK

Injection Molded Polypropylene



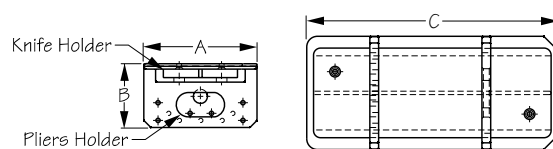
Bulk	Display	A	B	C	D	E	Fastener	Wt.(lb.)	Std. Pack
n/a	325613-1	7-13/16"	n/a	4-3/16"	1-15/16"	2-7/8"	#8 FH	.22	5 pr
n/a	325615-1	11-3/8"	4-1/4"	4-1/4"	1-5/8"	2-7/16"	#8 FH	.47	5 pr

These Rod Storage Racks feature soft foam inserts for securing rods and reducing potential damage from rough seas. Constructed of UV resistant injection molded polypropylene. Installs with #8 FH fasteners (not included). 325613 holds 3 rods. 325615 holds 5 rods.



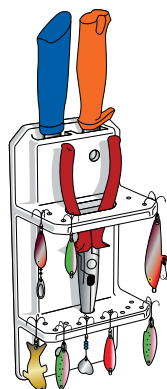
KNIFE & PLIERS HOLDER

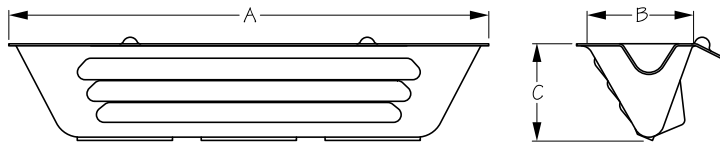
Injection Molded Polypropylene



Bulk	Display	A	B	C	Fastener	Wt.(lb.)	Std. Pack
n/a	325925-1	3-7/8"	2-1/4"	8-7/8"	#8 FH	.64	5 ea

This Knife & Pliers Holder is great for storing knives, pliers, and fishing lures. Constructed of injection molded polypropylene. Installs with two #8 FH fasteners (included).





COHO FISH CLEANER™

Injection Molded Polypropylene

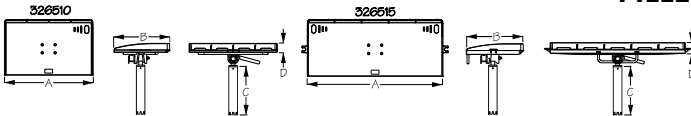


Bulk	Display	A	B	C	Wt.(lb.)	Std. Pack
325950	n/a	31-1/2"	10"	6-1/4"	2.40	4 ea

The Coho Fish Cleaner is easy to clean and maintain. Hooks attach to underside of gunnel (no holes required) allowing the tray to hang over the side of the boat, eliminating the mess of cleaning fish. Can be adapted to different mounting situations simply by changing the position of the adjustment knots. Constructed of strong high impact one-piece injection molded polypropylene for lightweight portability.

FILLET & PREP TABLE ROD HOLDER MOUNT

Injection Molded Polypropylene/Stainless Steel



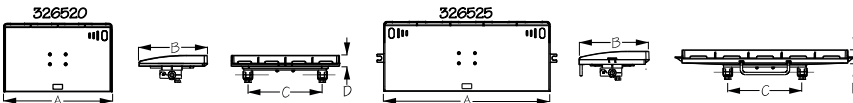
Bulk	Display	A	B	C	D	Table Size	Wt.(lb.)	Std. Pack
n/a	326510-3	20"	12-5/8"	12"	2"	Medium	4.00	1 ea
n/a	326515-3	30"	12-5/8"	12"	2-3/8"	Large	6.00	1 ea

- Solid one-piece construction for long life and easy maintenance
- Easily adjustable, multi-position gimbaled rod holder mounting system folds flat for storage
- UV stabilized high density polypropylene construction
- Medium: 20" wide by 12-5/8" deep, Large: 30" wide by 12-5/8" deep
- Assembles in minutes, all assembly hardware included
- Easily accessible knife and pliers holders, large table features additional hose holder and towel bar
- Knives and pliers not included
- Large table (326515-3) pictured



FILLET & PREP TABLE ROUND RAIL MOUNT

Injection Molded Polypropylene



Bulk	Display	A	B	C	D	Table Size	Fits Tubing	Wt.(lb.)	Std. Pack
n/a	326520-3	20"	12-5/8"	13-1/2"	2"	Medium	3/4"-1-1/4"	3.50	1 ea
n/a	326525-3	30"	12-5/8"	13-1/2"	2-3/8"	Large	3/4"-1-1/4"	5.50	1 ea

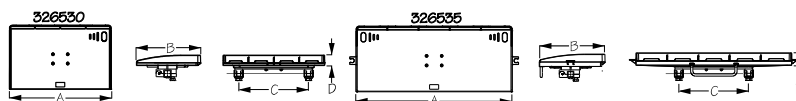
- Solid one-piece construction for long life and easy maintenance
- Mounting system includes: rail mount adapter (326599-1), rail mount clamps (327199-1, pair), and all assembly hardware
- UV stabilized high density polypropylene construction
- Medium: 20" wide by 12-5/8" deep, Large: 30" wide by 12-5/8" deep
- Fits round tubing 3/4"-1-1/4" diameter
- Easily accessible knife and pliers holders, large table features additional hose holder and towel bar
- Knives and pliers not included



6 Anchoring & Deck Hardware

FILLET & PREP TABLE SQUARE RAIL MOUNT

Injection Molded Polypropylene



Bulk	Display	A	B	C	D	Table Size	Fits Tubing	Wt.(lb.)	Std. Pack
n/a	326530-3	20"	12-5/8"	13-1/2"	2"	Medium	1" - 1-1/4"	3.50	1 ea
n/a	326535-3	30"	12-5/8"	13-1/2"	2-3/8"	Large	1" - 1-1/4"	5.50	1 ea

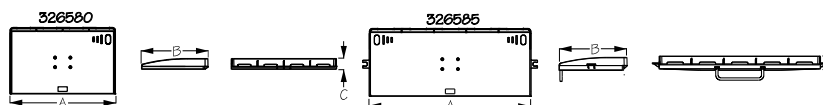
- Solid one-piece construction for long life and easy maintenance
- Rail mounting system includes: (326599-1) rail mount adapter, removable square rail mount clamps (327197-1, pair), and all assembly hardware
- UV stabilized high density polypropylene construction
- Medium: 20" wide by 12-5/8" deep, Large: 30" wide by 12-5/8" deep
- Fits square tubing 1" - 1-1/4" diameter
- Assembles in minutes, all assembly hardware included
- Easily accessible knife and pliers holders, large table features additional hose holder and towel bar
- Knives and pliers not included

Includes Rail Mount Adapter and Sq. Rail Mount Clamps



FILLET & PREP TABLE ONLY

Injection Molded Polypropylene

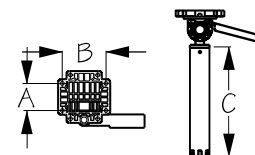


Bulk	Display	A	B	C	Table Size	Wt.(lb.)	Std. Pack
n/a	326580-3	20"	12-5/8"	2"	Medium	2.00	1 ea
n/a	326585-3	30"	12-5/8"	2-3/8"	Large	3.00	1 ea

- Solid one-piece construction for long life and easy maintenance
- UV stabilized high-density polypropylene construction
- Medium: 20" wide by 12-5/8" deep, Large: 30" wide by 12-5/8" deep
- Easily accessible knife and pliers holders, large table features additional hose holder and towel bar
- Knives and pliers not included
- Medium table (326580-3) pictured
- DOES NOT INCLUDE MOUNTING HARDWARE

GIMBALED ROD HOLDER MOUNTING ACCESSORY

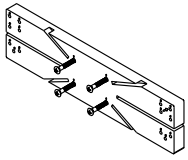
Injection Molded Polypropylene/Stainless Steel



Bulk	Display	A	B	C	Fastener	Wt.(lb.)	Std. Pack
n/a	326598-1	1-13/16"	2-15/16"	12"	1/4" FH	1.84	1 ea

Gimbaled Rod Holder Mounting Accessory works on all of our fillet tables (326510-3, 326515-3, 326580-3, and 326585-3) and comes complete with all hardware necessary to attach the mount to the table. Great for mounting a variety of accessories.





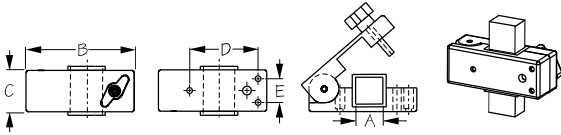
FILLET & PREP TABLE RAIL MOUNT ADAPTER PLATE WITH HARDWARE

Injection Molded Polypropylene/Stainless Steel



Bulk	Display	Description	Fastener	Wt.(lb.)	Std. Pack
n/a	326599-1	Fillet Table Rail Mount Adapter Plate with Hardware	1/4" FH	.25	1 ea

Fillet Table Rail Mount Adapter Plate works on the 326580-3 and 326585-3 fillet tables and comes complete with all hardware necessary to mount the plate to the table. Accepts the 327199-1 Removable Rail Mount Clamp (sold separately).



REMOVABLE SQUARE RAIL MOUNT CLAMPS

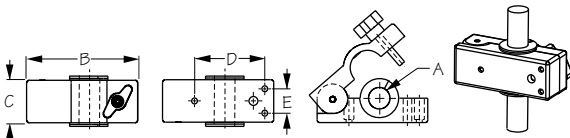
Injection Molded Nylon/Stainless Steel



Bulk	Display	A	B	C	D	E	Wt.(lb.)	Std. Pack
n/a	327197-1	1" - 1-1/4"	3-7/8"	1-7/16"	2-1/2"	7/8"	.32	6 pr



Removable Square Rail Mount Clamps are great for retrofitting your existing rails to mount a wide variety of items, including fillet tables, solar panels, GPS, cell phone holders, cup holders, binocular racks, etc. Clamps fit 1" to 1-1/4" square tubing, making them ideal for pontoon boats. Include shims, thumb screws, and all mounting hardware. Constructed of UV stabilized injection molded nylon with stainless hardware.



REMOVABLE ROUND RAIL MOUNT CLAMPS

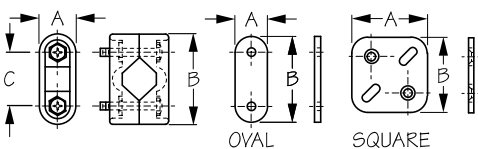
Injection Molded Nylon/Stainless Steel



Bulk	Display	A	B	C	D	E	Wt.(lb.)	Std. Pack
n/a	327199-1	3/4", 1" & 1-1/4"	3-7/8"	1-7/16"	2-1/2"	7/8"	.32	6 pr



Removable Round Rail Mount Clamps are great for retrofitting your existing rails to mount a wide variety of items, including fillet tables, solar panels, GPS, cell phone holders, cup holders, binocular racks, etc. Clamps fit 3/4", 1", and 1-1/4" tubing. Include shims, thumb screws, and all mounting hardware. Constructed of UV stabilized injection molded nylon with stainless hardware.



RAIL MOUNT BRACKETS

Injection Molded Nylon/Stainless Steel



Bulk	Display	Description	A	B	C	Color	Fits Tubing	Wt.(lb.)	Std. Pack
n/a	327100-1	Brackets & Fasteners only	7/8"	2-1/8"	1-1/4"	Black	7/8" - 1"	.18	10 pr
n/a	327105-1	Brackets & Fasteners only	7/8"	2-1/8"	1-1/4"	White	7/8" - 1"	.18	10 pr
n/a	327101-1	Oval Plate Bracket Kit	3/4"	2"	1-1/4"	Black	7/8" - 1"	.26	10 pr
n/a	327102-1	Square Plate Bracket Kit	1-3/4"	1-3/4"	1-1/4"	Black	7/8" - 1"	.36	10 pr

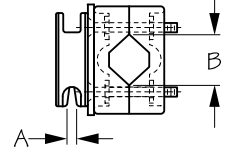
These Rail Mount Brackets are designed for easy attachment to 7/8" - 1" tubing, allowing for positive attachment without scratching or marring the tubing. Constructed of injection molded nylon with stainless hardware. Available with oval or square mounting plate. White brackets available separately.

6 Anchoring & Deck Hardware



RAIL MOUNT LOOP CLEAT FENDER CLEAT

Injection Molded Nylon/Stainless Steel



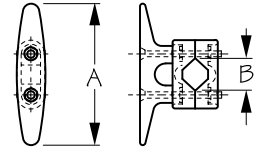
Bulk	Display	A (Rope Size)	B	Wt.(lb.)	Std. Pack
n/a	327110-1	1/8" - 1/4"	7/8" - 1"	.23	10 ea

This Rail Mount Loop Fender Cleat includes a Clamcleat® Cub Cleat-CL232 (002320). This simple, economical fender accessory allows for easy attachment of fenders using up to 1/4" rope. Also see fender cleats, hooks, and holders (327200-1, 327234-1, 672510, and 672520). Constructed of UV resistant injection molded nylon with stainless hardware.



RAIL MOUNT CLEAT

Injection Molded Nylon/Stainless Steel



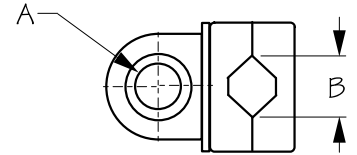
Bulk	Display	A	B	Wt.(lb.)	Std. Pack
n/a	327111-1	4-5/16"	7/8" - 1"	.25	10 ea

This Rail Mount Cleat includes Heavy Duty Cleat (043340). Ideal for easy attachment of fender, flag halyards, canvas tie downs, and related accessories. Constructed of UV resistant injection molded nylon with stainless hardware.



RAIL MOUNT FAIRLEAD WITH STAINLESS INSERT

Injection Molded Nylon/Stainless Steel



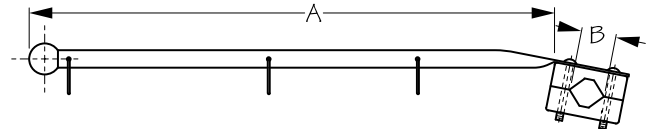
Bulk	Display	A	B	Wt.(lb.)	Std. Pack
n/a	327112-1	11/16"	7/8" - 1"	.26	10 ea

This Rail Mount Fairlead with Stainless Insert includes Fairlead (082615). Allows easy routing of roller furling lines. The stainless insert allows use of wire lines if necessary. Constructed of UV resistant injection molded nylon with stainless hardware.



RAIL MOUNT FLAGPOLE

Injection Molded Nylon/Stainless Steel



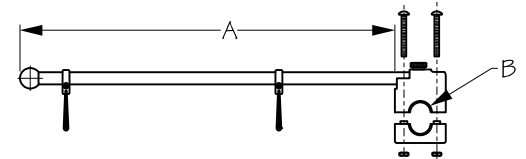
Bulk	Display	A	B	Wt.(lb.)	Std. Pack
n/a	327120-1	15-1/2"	7/8" - 1"	.28	5 ea

The Rail Mount Flagpole is designed for easy attachment of flags using split rings. Maximum speed 10 MPH. Constructed of corrosion resistant stainless steel with a UV resistant injection molded nylon rail mount bracket and split rings.



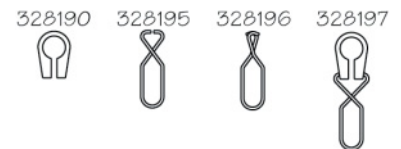
ADJUSTABLE RAIL MOUNT FLAGPOLE

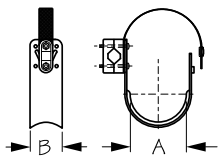
Injection Molded Nylon/Stainless Steel



Bulk	Display	A	B	Wt.(lb.)	Std. Pack
n/a	327122-1	15-1/4"	7/8" - 1"	.36	5 ea
n/a	327124-1	28-1/4"	7/8" - 1"	.55	5 ea
n/a	328197-1	Nylon Flagpole Pennant Mounts & Stainless Clips (set of 4)		.08	10 ea
n/a	327194-1	Rail Mount Bracket For Flagpole-Round		.10	10 ea
328112	328112-1	Replacement Flag Pole - 17"		.24	5 ea
328114	328114-1	Replacement Flag Pole - 30"		.44	5 ea
n/a	328190-1	Nylon Adjustable Flag Pole Mounts - 1/2"		.02	10 pr
n/a	328195-1	Stainless Flag Pole Hole Mount Pennant Clips (set of 4)		.04	10 set
n/a	328196-1	Stainless Flag Pole Eye Mount Pennant Clips (set of 4)		.04	10 set

These Adjustable Rail Mount Flagpoles attach flags using nylon pennant mounts with spring wire quick release clips designed to hold their shape through continued use. Both pennant mounts can move either direction on the flagpole, allowing flexibility in mounting various sizes of flags where the eyelets of the flag are less than the overall length of the flagpole. For use on either 7/8" or 1" tubing. Maximum speed 10 MPH. Constructed of highly polished, corrosion resistant, heavy wall, stainless steel tubing with an injection molded nylon rail mount bracket and clips.





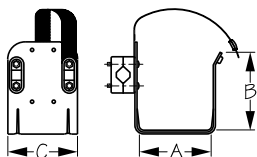
RAIL MOUNT RING BUOY BRACKET

Stamped Aluminum Powder Coated



Bulk	Display	A	B	Wt.(lb.)	Std. Pack
n/a	327130-1	3-7/8"	2"	.37	5 ea
n/a	327100-1	Replacement Brackets		.26	10 pr

This Rail Mount Ring Buoy Bracket can be used on 7/8" or 1" tubing or mounted directly to a flat surface. Includes all necessary hardware for rail mounting. Constructed of marine grade stamped aluminum and powder coated for a long-lasting finish.



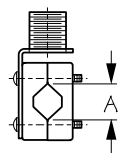
RAIL MOUNT HORSESHOE BUOY BRACKET

Stamped Aluminum Powder Coated



Bulk	Display	A	B	C	Wt.(lb.)	Std. Pack
n/a	327135-1	4-1/4"	4-3/8"	4"	.87	5 ea
n/a	327100-1	Replacement Brackets			.26	10 pr

This Rail Mount Horseshoe Buoy Bracket can be used on 7/8" or 1" tubing or mounted directly to a flat surface. Includes all necessary hardware for rail mounting. Constructed of marine grade stamped powder coated aluminum.



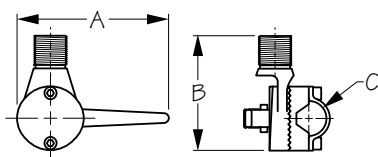
RAIL MOUNT FIXED ANTENNA BASE

Formed 304 Stainless Steel




Bulk	Display	Description	A	Wt.(lb.)	Std. Pack
327140	n/a	Rail Mount Fixed Antenna Base (Base Only)	n/a	.20	5 ea
n/a	327141-1	Rail Mount Fixed Antenna Base with Mounting Brackets	7/8" - 1"	.29	5 ea

These Rail Mount Fixed Antenna Bases are designed to allow an antenna wire to feed directly through the base. Ideal for Loran, GPS, and CB antennas with standard 1"-14 threads (NOT recommended for whips over 8'). Can be mounted on either vertical or horizontal rails, as well as any flat surface. Constructed of corrosion resistant formed 304 stainless steel. 327141-1 includes UV stabilized injection molded nylon mounting brackets for use on 7/8" and 1" tubing.



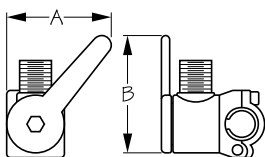
RAIL MOUNT ADJUSTABLE ANTENNA BASE

Investment Cast 316 Stainless Steel



Bulk	Display	A	B	C	Wt.(lb.)	Std. Pack
327145	327145-1	4-5/8"	3-7/16"	7/8" - 1"	1.26	1 ea

This Ratchet Rail Mount Adjustable Antenna Base features a lever action lay-down handle that makes lowering antenna quick and easy for passing under bridges, storage, and trailering. Accepts any standard antenna with 1"-14 threads (NOT recommended for whips over 8'). Can be mounted on either 7/8" and 1" vertical or horizontal rails. Constructed of corrosion resistant investment cast 316 stainless steel.



RAIL MOUNT ADJUSTABLE ANTENNA BASE


Injection Molded Nylon



Bulk	Display	A	B	Fits Tubing	Wt.(lb.)	Std. Pack
327148	327148-1	3-3/16"	3-9/16"	7/8" - 1"	.34	5 ea

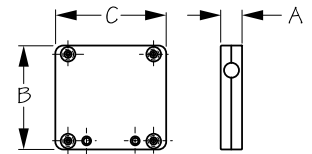
This Rail Mount Adjustable Antenna Base features a lever action lay-down handle that makes lowering antenna quick and easy for passing under bridges, storage, and trailering. Accepts any standard antenna with 1"-14 threads (NOT recommended for whips over 8'). Can be mounted on either 7/8" and 1" vertical or horizontal rails. Constructed of UV resistant injection molded nylon.

6 Anchoring & Deck Hardware



RAIL MOUNT MOTOR BRACKET

Injection Molded Polypropylene



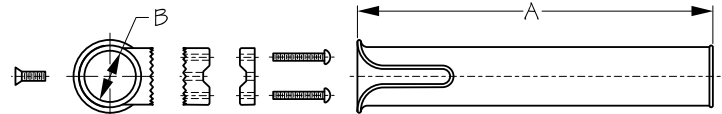
Bulk	Display	A	B	C	Color	HP Rating	Wt.(lb.)	Std. Pack
327150	327150-1	1-9/16"	6-11/16"	6-11/16"	White	8 HP (2-Cycle Only)	1.12	5 ea
327151	327151-1	1-9/16"	6-11/16"	6-11/16"	Black	8 HP (2-Cycle Only)	1.12	5 ea

These Rail Mount Motor Brackets are designed to hold small, 2-cycle outboards up to 8 HP upright on the stern rail. Will fit both 7/8" and 1" rails, as well as rails using 90° tee fittings. Most other polypropylene and wood motor brackets only fit 1" welded rails. The two-piece unit features extra holes, enabling the use of a recommended chain to secure the motor. Can also be used as a mounting platform for barbecues, down rigger brackets, fish cleaning tables, etc. Constructed of UV stabilized polypropylene. Includes all necessary fasteners. Available in black or white.



RAIL MOUNT ROD HOLDER

Injection Molded Polypropylene



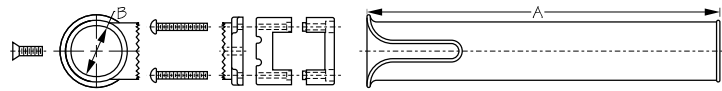
Bulk	Display	Color	A	B	Fits Tubing	Wt.(lb.)	Std. Pack
327160	327160-1	Black	11-3/4"	1-3/4"	7/8" - 1"	.42	8 ea
327161	327161-1	White	11-3/4"	1-3/4"	7/8" - 1"	.42	8 ea

These Rail Mount Rod Holders can accommodate rods up to 1-3/4" in diameter. Features a front mount adjustment screw, allowing easy adjustment without having to disassemble the rail mount brackets. A leash on the rod and/or reel is recommended when using rail mount rod holders. Constructed of injection molded polypropylene. Available in black or white.



RAIL MOUNT ROD HOLDER - SQUARE RAIL

Injection Molded Polypropylene



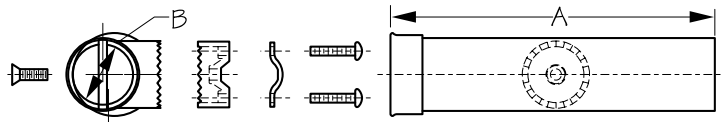
Bulk	Display	Color	A	B	Fits Tubing	Wt.(lb.)	Std. Pack
327165	327165-1	Black	11-3/4"	1-3/4"	1-1/4" x 1-1/4"	.50	8 ea
327166	327166-1	White	11-3/4"	1-3/4"	1-1/4" x 1-1/4"	.50	8 ea

These Square Rail Mount Rod Holders can accommodate rods up to 1-3/4" in diameter. Features a front mount adjustment screw, allowing easy adjustment without having to disassemble the rail mount brackets. Designed to fit 1-1/4" square rails. A quick and easy way to add rod holders to pontoon boats! A leash on the rod and/or reel is recommended when using rail mount rod holders. Constructed of injection molded polypropylene.



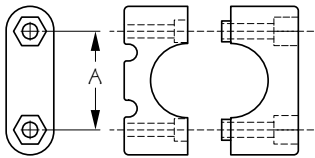
RAIL MOUNT ROD HOLDER

Formed & Cast 316 Stainless Steel



Bulk	Display	A	B	Fits Tubing	Wt.(lb.)	Std. Pack
327175	327175-1	9"	1-11/16"	7/8" - 1"	1.65	8 ea
OP32505	n/a	Replacement End Cap			.01	10 ea

This Rail Mount Rod Holder can accommodate rods up to 1-11/16" in diameter. Features a front mount adjustment screw, allowing easy adjustment without having to disassemble the rail mount brackets. Designed to fit 7/8" to 1" diameter tubing. A leash on the rod and/or reel is recommended when using rail mount rod holders. Constructed of corrosion resistant formed 316 stainless steel with black plastic end cap.



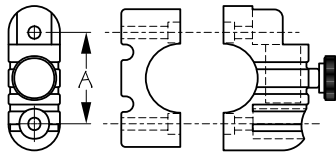
RAIL MOUNT BRACKET - ROUND

Injection Molded Nylon/Stainless Steel Screws



Bulk	Display	A	Fits Tubing	Color	Wt.(lb.)	Std. Pack
n/a	327190-1	1-5/16"	7/8" - 1"	Black	.05	10 pr
n/a	327191-1	1-9/16"	1-1/8"-1-1/4"	Black	.06	10 pr

Round Rail Mount Bracket for use on 7/8" and 1" tubing. Constructed of corrosion resistant UV stabilized injection molded nylon. Installs with two RH fasteners and nuts (included). Available in black or white.



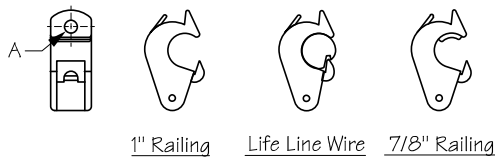
RAIL MOUNT BRACKET FOR FLAGPOLE - ROUND

Injection Molded Nylon/Stainless Steel Screws



Bulk	Display	A	Fits Tubing	Color	Wt.(lb.)	Std. Pack
n/a	327194-1	1-5/16"	7/8" - 1"	Black	.10	10 ea

Round Rail Mount Bracket is for use on 7/8" and 1" tubing. Constructed of corrosion resistant UV stabilized injection molded nylon. Installs with two RH fasteners and nuts (included). Accommodates Sea-Dog® Round Flagpoles (328112-1 and 328114-1). Maximum speed 10 MPH.



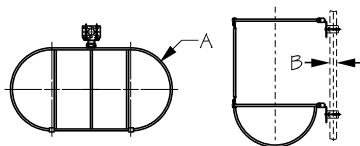
FENDERMATE™

Injection Molded Nylon



Bulk	Display	A (Line Size)	Wt.(lb.)	Std. Pack
n/a	327200-1	1/4"-5/16"	.30	10 pr

Fendermate™ is the latest in fender brackets. Clamps securely on both 7/8" and 1" round tubing and 3/16" and 1/4" life line wire. Unique double locking action locks the clamp on the rail or wire while still allowing full adjustment of the height of the fender. When the proper height is reached, the final locking action clamps the rope quickly and securely. Constructed of marine grade reinforced injection molded nylon.



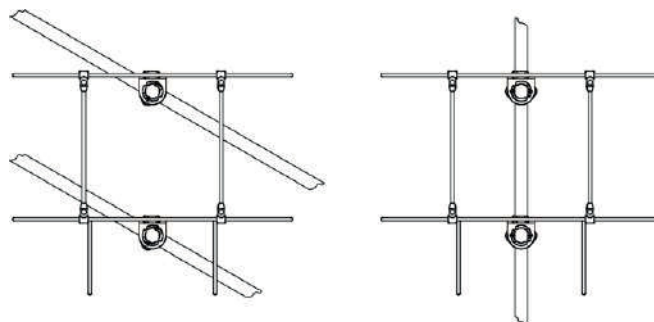
RAIL MOUNT DUAL FENDER HOLDER

Formed 304 Stainless Steel



Bulk	Display	A	B	Wt.(lb.)	Std. Pack
n/a	327357-1	7-1/2"	7/8"-1"	1.82	1 ea
n/a	327359-1	9-1/2"	7/8"-1"	2.32	1 ea
n/a	327361-1	11-1/2"	7/8"-1"	2.82	1 ea

The Rail Mount Dual Fender Holder is for use on 7/8" or 1" tubing. Easy to mount, these fender holders adjust to any angle of railing and can hold any style fender. Folds flat for easy storage when not in use. Constructed of corrosion resistant formed 304 stainless steel.

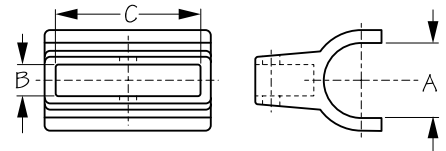


6 Anchoring & Deck Hardware



RAIL MOUNT BOW SOCKET

Injection Molded Nylon



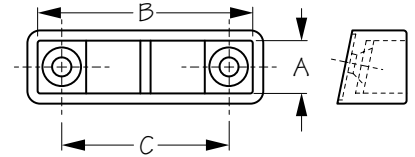
Bulk	Display	A	B	C	Wt.(lb.)	Std. Pack
327400	327400-1	7/8"	3/8"	1-11/16"	.04 / .08	10 ea / 10 pr

This Rail Mount Bow Socket is designed to fit snugly on a 7/8" round rail without the use of fasteners. Used in conjunction with battens to assemble a rounded support structure for a boat cover they can be easily removed when the cover is not in use. Constructed of injection molded nylon.



DECK MOUNT BOW SOCKET

Injection Molded Nylon



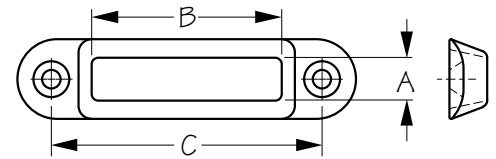
Bulk	Display	A	B	C	Color	Fastener	Wt.(lb.)	Std. Pack
327410	327410-1	7/16"	2"	1-5/8"	White	#10 FH	.02 / .04	10 ea / 10 pr
327411	n/a	7/16"	2"	1-5/8"	Black	#10 FH	.02	10 ea

These Deck Mount Bow Sockets are used in conjunction with battens to assemble a rounded support structure for a boat cover. Part of a system to disperse rain water to avoid water from accumulating in the center of the cover. Recessed base design accepts sealant, allowing for a watertight seal without the use of gaskets. Constructed of injection molded nylon. Installs with two #10 FH fasteners (not included). Available in black or white.



DECK MOUNT BOW SOCKET

Die Cast Zinc Chrome Plated



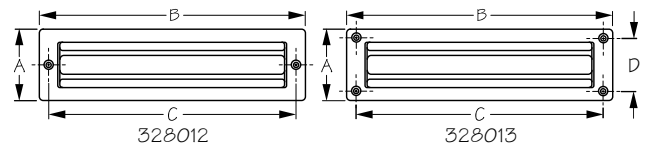
Bulk	Display	A	B	C	Fastener	Wt.(lb.)	Std. Pack
327415	327415-1	3/8"	1-13/16"	2-9/16"	#8 FH	.05 / .10	10 ea / 10 pr

This Deck Mount Bow Socket is used in conjunction with battens to assemble a rounded support structure for a boat cover. Part of a system to disperse rain water to avoid water from accumulating in the center of the cover. Constructed of die cast chrome plated zinc. Installs with two #8 FH fasteners (not included). Recommended for fresh water use.



DECK STEP

Injection Molded Rubber/Stamped 304 Stainless Steel



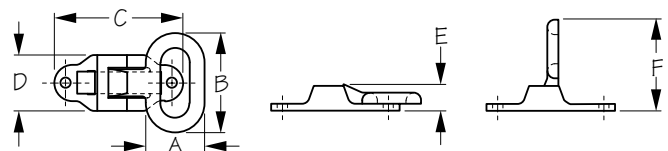
Bulk	Display	A	B	C	D	Fastener	Wt.(lb.)	Std. Pack	
328012	328012-1	2-1/4"	8-3/8"	7-11/16"	n/a	#8 FH	.11 / .22	10 ea / 10 pr	
328013	328013-1	3-3/8"	8-7/8"	8-3/16"	2-13/16"	#8 FH	.35 / .70	10 ea / 10 pr	
n/a	328017-1	Replacement Pad for 328012						.44	5 pr
n/a	328018-1	Replacement Pad for 328013						.62	5 pr

These Deck Steps are lined with injection molded rubber to facilitate traction. Constructed of corrosion resistant stamped 304 stainless steel.



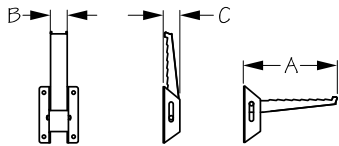
FOLDING STEP

Investment Cast 316 Stainless Steel



Bulk	Display	A	B	C	D	E	F	Fastener	Wt.(lb.)	Std. Pack
328020	328020-1	2"	3-3/8"	4-3/8"	1-7/8"	7/8"	3-7/16"	5/16" RH	.98	5 ea

This Folding Step has a patterned, texture finish for better traction. The spring loaded folding mechanism will keep the step in the open or closed position without rattling. Constructed of corrosion resistant investment cast stainless steel. Installs with two 5/16" RH fasteners (not included). Also see Sea-Dog® Chrome Brass Step (322620).



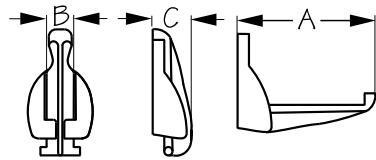
FOLDING STEP

Formed 304 Stainless Steel



Bulk	Display	A	B	C	Fastener	Wt.(lb.)	Std. Pack
328025	328025-1	5-5/8"	1"	1"	#10 FH	.44	5 ea

The ultimate step at a very competitive price! This Folding Step can be locked in a rattle-free, upright position when not in use. The unique design features a sawtooth, edged step to provide secure footing when working on the mast or other areas where an additional step is needed but available space is limited. Usable tread is 1" W x 4-1/4" L. Overall length is 5-5/8". Constructed of stamped 304 stainless with a tumbled and electro-polished finish. Installs with four #10 FH fasteners (not included).



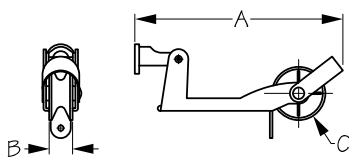
FOLDING STEP

Polished Clear Anodized Cast 356-T6 Aluminum



Bulk	Display	A	B	C	Fastener	Wt.(lb.)	Std. Pack
328030	328030-1	6-1/4"	1-5/16"	1-1/2"	1/4" FH	.80	5 ea

This Folding Step features an adjustable nylon screw to eliminates rattling when step is folded. This low profile step extends only 1-1/2" from mast when folded. For use on masts or other areas where an additional step is needed but available space is limited. Usable tread is 1-5/16" W x 5" L. Constructed of polished clear anodized cast 356-T6 aluminum. Installs with four 1/4" FH fasteners or pop rivets (not included).



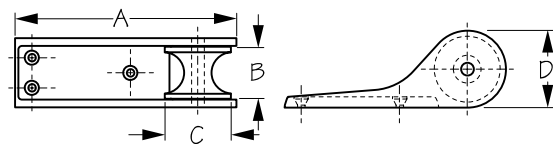
ANCHOR LIFT & LOCK BOW ROLLER

Electro-Galvanized Steel



Bulk	Display	A	B	C	Max. Anchor Weight	Rope Dia.	Fastener	Wt.(lb.)	Std. Pack
328040	328040-1	6-13/16"	13/16"	1-7/8"	20 lbs.	3/8" Max.	#10 RH	.48	5 ea

This Anchor Lift & Lock Bow Roller makes it easier to set and retrieve your anchor. Designed for one-handed use by simply lifting up on the line to release the locking system. Then feed the rope until desired anchor depth is achieved. Lower the line down and the weight of the anchor will activate the braking mechanism, locking the line in place. Handles line up to 3/8" diameter. Constructed of electro-galvanized steel. Installs with four #10 RH fasteners (not included).



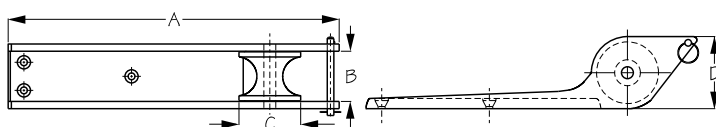
SHORT BOW ROLLER

Investment Cast 316 Stainless Steel



Bulk	Display	A	B	C	D	Rope Dia.	Fastener	Wt.(lb.)	Std. Pack
328050	n/a	7-7/8"	1-7/8"	2-3/8"	2-11/16"	1" Max.	1/4" RH	3.44	1 ea

This Short Bow Roller makes dropping and weighing anchor a breeze. Easy to use, it reduces the risk of damage to the hull or deck. The wheel accommodates rope up to 1" in diameter. Constructed of corrosion resistant investment cast 316 stainless steel. Installs with three 1/4" RH fasteners (not included).



EXTENDED FAIRLEAD BOW ROLLER

Investment Cast 316 Stainless Steel



Bulk	Display	A	B	C	D	Rope Dia.	Fastener	Wt.(lb.)	Std. Pack
328050L	n/a	12-1/2"	1-15/16"	2-3/8"	2-11/16"	1" Max.	1/4" RH	4.36	1 ea
OP32801	n/a	Replacement	Release Pin					.03	1 ea

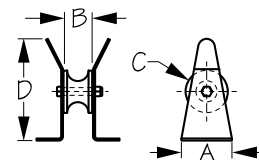
This Extended Fairlead Bow Roller is easy to use and reduces the risk of damage to the hull or deck. The wheel accommodates rope up to 1" in diameter. Constructed of corrosion resistant investment cast 316 stainless steel. Installs with three 1/4" RH fasteners (not included).

6 Anchoring & Deck Hardware



PLATFORM BOW ROLLER

Stamped 304 Stainless Steel



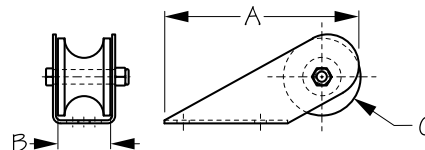
Bulk	Display	A	B	C	D	Rope Dia.	Fastener	Wt.(lb.)	Std. Pack	
328051	n/a	3"	1-3/4"	2-1/2"	6"	1" Max.	3/8" Bolt	1.33	1 ea	
n/a	328059-1	Replacement Wheel for 328051 (1-3/4" x 2-1/2")							.26	5 ea
n/a	328069-1	Replacement Wheel for 328061 (2-15/16" x 2-3/4")							.59	5 ea

These Platform Bow Rollers are designed to handle most fluke style anchors using a variety of platform or bowsprit mounting options. The flanges hold the flukes of the anchor securely, reducing the risk of damage to the hull. The rubber wheel accommodates rope up to 1" in diameter. Constructed of corrosion resistant stamped 304 stainless steel. Installs with four 3/8" bolts (not included).



SHORT BOW ROLLER

Stamped 304 Stainless Steel



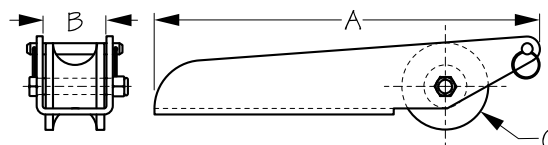
Bulk	Display	A	B	C	Rope Dia.	Finish	Fastener	Wt.(lb.)	Std. Pack	
328052	n/a	6-1/4"	1-3/4"	2-1/2"	1" Max.	Unpolished	3/8" Bolt	1.08	1 ea	
n/a	328059-1	Replacement Wheel (1-3/4" x 2-1/2")							.26	5 ea

This Short Bow Roller makes dropping and weighing anchor a breeze. Easy to use, it reduces the risk of damage to the hull or deck. The rubber wheel accommodates rope up to 1" in diameter. Constructed of corrosion resistant stamped 304 stainless steel. Installs with three 3/8" bolts (not included).



EXTENDED FAIRLEAD BOW ROLLER

Stamped 304 Stainless Steel



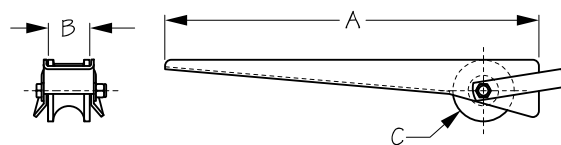
Bulk	Display	A	B	C	Rope Dia.	Finish	Fastener	Wt.(lb.)	Std. Pack	
328053	n/a	11"	1-3/4"	2-1/2"	1" Max.	Unpolished	3/8" Bolt	2.46	1 ea	
n/a	328059-1	Replacement Wheel (1-3/4" x 2-1/2")							.26	5 ea
OP32801	n/a	Replacement Release Pin							.03	1 ea

This Extended Fairlead Bow Roller is easy to use and reduces the risk of damage to the hull or deck. The rubber wheel accommodates rope up to 1" in diameter. Constructed of corrosion resistant stamped 304 stainless steel. Installs with three 3/8" bolts (not included).

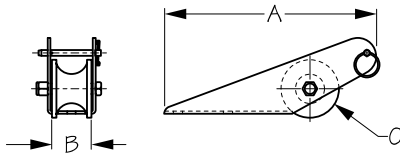


SEA-HOOK® STYLE BOW ROLLER

Stamped 304 Stainless Steel



Bulk	Display	A	B	C	Rope Dia.	Finish	Fastener	Wt.(lb.)	Std. Pack	
328054	n/a	15-1/2"	1-3/4"	2-1/2"	1" Max.	Unpolished	3/8" Bolt	2.38	1 ea	
n/a	328059-1	Replacement Wheel (1-3/4" x 2-1/2")							.26	5 ea



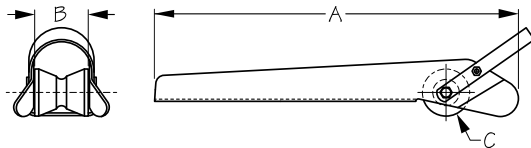
MEDIUM FAIRLEAD BOW ROLLER

Stamped 304 Stainless Steel



Bulk	Display	A	B	C	Rope Dia.	Fastener	Wt.(lb.)	Std. Pack
328057	n/a	9"	1-3/4"	2-1/2"	1" Max.	3/8" Bolt	1.48	1 ea
n/a	328059-1	Replacement Wheel (1-3/4" x 2-1/2")					.26	5 ea
0P32801	n/a	Replacement Release Pin					.03	1 ea

This Medium Fairlead Bow Roller is easy to use and reduces the risk of damage to the hull or deck. The rubber wheel accommodates rope up to 1" in diameter. Constructed of corrosion resistant stamped 304 stainless steel. Installs with three 3/8" bolts (not included).

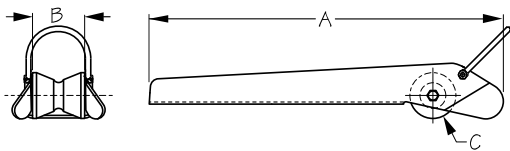


MEDIUM ANCHOR BOW ROLLER

Stamped 304 Stainless Steel



Bulk	Display	A	B	C	Finish	Rope Dia.	Fastener	Wt.(lb.)	Std. Pack
328064	n/a	19-1/4"	2-15/16"	2-3/4"	Unpolished	1-1/2" Max.	3/8" Bolt	5.00	1 ea
n/a	328069-1	Replacement Wheel (2-15/16" x 2-3/4")						.59	5 ea

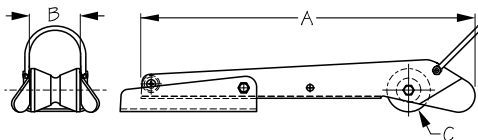


EXTENDED BOW ROLLER

Stamped 304 Stainless Steel



Bulk	Display	A	B	C	Rope Dia.	Fastener	Wt.(lb.)	Std. Pack	
328064R	n/a	23-5/8"	2-15/16"	2-3/4"	1-1/2" Max.	3/8" Bolt	6.40	1 ea	
n/a	328069-1	Replacement Wheel (2-15/16" x 2-3/4")						.59	5 ea



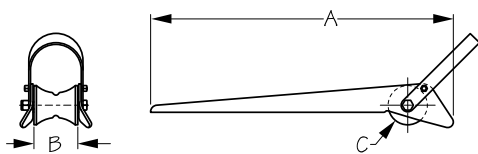
PIVOTING MEDIUM BOW ROLLER

Stamped 304 Stainless Steel



Bulk	Display	A	B	C	Rope Dia.	Fastener	Wt.(lb.)	Std. Pack	
328068	n/a	21"	2-15/16"	2-3/4"	1-1/2" Max.	3/8" Bolt	8.30	1 ea	
n/a	328069-1	Replacement Wheel (2-15/16" x 2-3/4")						.59	5 ea

This Pivoting Medium Bow Roller is designed to create a self-launching anchor system. As the anchor line is played out, the anchor roller pivots downward under the weight, allowing it to fall freely into the water. The rubber wheel accommodates rope up to 1-1/2" in diameter. Constructed of corrosion resistant stamped 304 stainless steel. Installs with 3/8" bolts (not included).



LARGE ANCHOR BOW ROLLER

Stamped 304 Stainless Steel



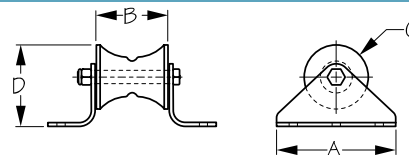
Bulk	Display	A	B	C	Rope Dia.	Fastener	Wt.(lb.)	Std. Pack
328074	n/a	23"	3-3/8"	3"	1-1/2" Max.		8.00	1 ea
n/a	328079-1	Replacement Wheel (3-3/8" x 3")					.74	5 ea

6 Anchoring & Deck Hardware



LARGE PLATFORM BOW ROLLER

Stamped 304 Stainless Steel



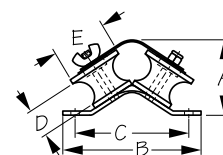
Bulk	Display	A	B	C	D	Rope Dia.	Fastener	Wt.(lb.)	Std. Pack
328076	n/a	5-5/8"	3-3/8"	3"	3-7/8"	1-1/2" Max.	3/8" Bolt	3.00	1 ea
n/a	328079-1	Replacement Wheel (3-3/8" x 3")						.74	5 ea

This Large Platform Bow Roller is designed to handle most fluke style anchors and mount in or under the anchor slot of a platform or bow plank. The rubber wheel accommodates rope up to 1-1/2" in diameter. Constructed of corrosion resistant stamped 304 stainless steel. Installs with six 3/8" bolts (not included).



STERN FAIRLEAD ANCHOR ROLLER

Stamped 304 Stainless Steel



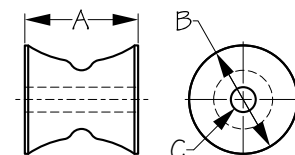
Bulk	Display	A	B	C	D	E	Fastener	Wt.(lb.)	Std. Pack
328090	n/a	3-7/16"	6-5/16"	5-3/16"	1-3/16"	2-1/2"	3/8" Bolt	1.33	1 ea

Stern Fairlead Anchor Roller is for line that may swing from one side or the other. Also used for bow anchoring. Handles line up to 1" diameter and chain up to 3/8". Constructed of corrosion resistant stamped 304 stainless steel. Installs with two 3/8" bolts (not included).



REPLACEMENT BOW ROLLER WHEELS

Natural Rubber/Brass Insert



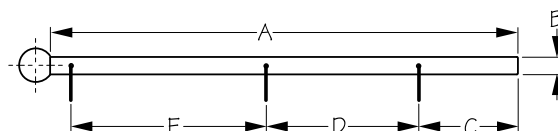
Bulk	Display	A	B	C	Wt.(lb.)	Std. Pack
n/a	328059-1	1-3/4"	2-1/2"	7/16"	.26	5 ea
n/a	328069-1	2-15/16"	2-3/4"	5/8"	.59	5 ea
n/a	328079-1	3-3/8"	3"	5/8"	.74	5 ea

These Replacement Bow Roller Wheels are constructed of natural rubber and feature a brass insert for added strength.



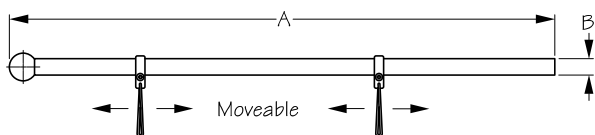
BOW FORM FLAGPOLE

Formed 304 Stainless Steel



Bulk	Display	A	B	C	D	E	Wt.(lb.)	Std. Pack
328110	328110-1	13-3/16"	1/2"	3"	4-1/4"	5-11/16"	.15	5 ea

This Bow Form Flagpole fits most bow forms with 1/2" diameter flagpole mounting holes. Each flagpole comes complete with split rings for easy flag attachment. Fits in Sea-Dog® Bow Forms (295110 - 295140). Maximum speed 10 MPH. Constructed of corrosion resistant formed 304 stainless steel.

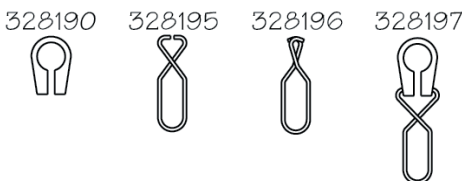


ADJUSTABLE BOW FORM FLAGPOLE

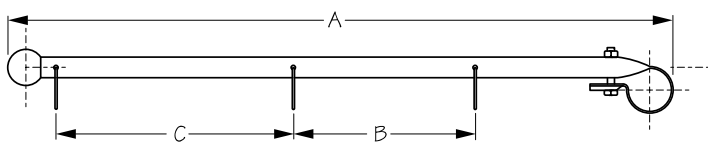
Injection Molded Nylon/Polypropylene/Stainless Steel



Bulk	Display	A	B	Wt.(lb.)	Std. Pack	
328112	328112-1	16-3/4"	1/2"	.24	5 ea	
328114	328114-1	29-7/8"	1/2"	.44	5 ea	
n/a	328190-1	Nylon Adjustable Flagpole Clips - 1/2"			.02	10 pr
n/a	328195-1	Stainless Flagpole Hole Mount Pennant Clips (set of 4)			.04	10 sets
n/a	328196-1	Stainless Flagpole Eye Mount Pennant Clips (set of 4)			.04	10 sets
n/a	328197-1	Nylon Flagpole Pennant Mounts & Stainless Clips (set of 4)			.08	10 sets



These Adjustable Bow Form Flagpoles attach flags using nylon pennant mounts with spring wire quick release clips designed to hold their shape through continued use. Both pennant mounts can move either direction on the flagpole, allowing flexibility in mounting various sizes of flags where the eyelets of the flag are less than the overall length of the flagpole. Maximum speed 10 MPH. Constructed of highly polished, corrosion resistant, heavy wall, stainless steel tubing.




PULPIT FLAGPOLE

Formed 304 Stainless Steel



Bulk	Display	A	B	C	Wt.(lb.)	Std. Pack
328115	328115-1	16-3/8"	4-1/2"	5-13/16"	.16	5 ea

This Pulpit Flagpole fits 7/8" or 1" tubing. Each flagpole comes complete with split rings for easy flag attachment. A polyethylene spacer reduces the possibility of scratching the rail. Maximum speed 10 MPH. Constructed of corrosion resistant formed 304 stainless. Fasteners included.



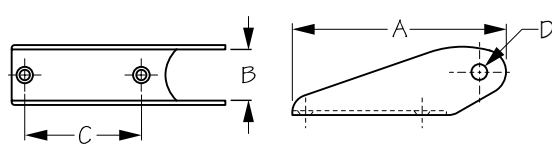
SIDE MOUNT FLAGPOLE

Formed 304 Stainless Steel



Bulk	Display	A	B	C	D	E	Wt.(lb.)	Std. Pack
328120	328120-1	20-1/4"	16-3/4"	1-7/16"	1-1/4"	1-1/4"	.39	5 ea

Side Mount Flagpole is easily removed for storage. Maximum speed 10 MPH. Constructed of corrosion resistant formed 304 stainless steel.

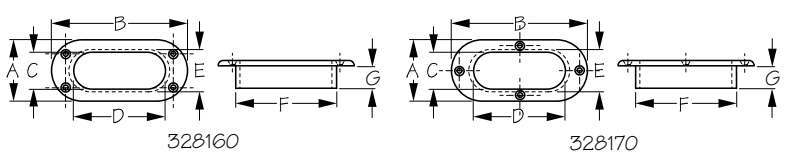


TRANSOM GUDGEON

Stamped 304 Stainless Steel



Bulk	Display	A	B	C	D	Fastener	Wt.(lb.)	Std. Pack
328150	328150-1	4-1/2"	1-1/16"	2-7/16"	5/16"	#10 FH	.30	10 ea



HAWSE PIPE

Investment Cast 316 Stainless Steel



Bulk	Display	A	B	C	D	E	F	G	Wt.(lb.)	Std. Pack
328160	328160-1	2-1/2"	5-1/2"	1-1/2"	3-11/16"	1-3/4"	4-1/8"	15/16"	.76	5 ea
328170	n/a	5-3/16"	9-1/4"	2-7/8"	6-7/8"	3-7/16"	7-1/2"	3/4"	2.23	1 ea

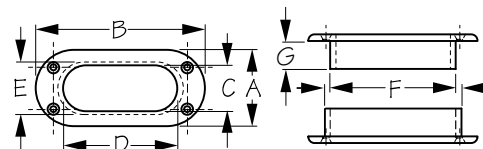
Hawse Pipes are designed to protect the boats hull against damage from anchor line and chain while also reducing rope chafe. Constructed of corrosion resistant investment cast 316 stainless steel. Installs with four FH fasteners (not included).

6 Anchoring & Deck Hardware



HAWSE PIPE WITH BACK FLANGE

Investment Cast 316 Stainless Steel



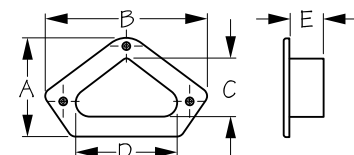
Bulk	Display	A	B	C	D	E	F	G	Wt.(lb.)	Std. Pack
328175	n/a	5-3/4"	9-1/2"	3-1/8"	6-7/8"	3-5/8"	7-1/2" / 7-7/8"	1-1/2"	7.63	5 ea

Haws Pipes with Back Flanges are designed to protect the boats hull against damage from anchor line and chain while also reducing rope chafe. Back flange provides for a more robust installation. Constructed of corrosion resistant investment cast 316 stainless steel. Installs with eight 1/4" FH fasteners (not included).



TRIANGULAR HAWSE PIPE

Investment Cast 316 Stainless Steel



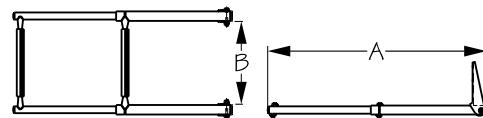
Bulk	Display	A	B	C	D	E	Fastener	Wt.(lb.)	Std. Pack
328180	n/a	4-7/8"	8"	2-13/16"	5"	1-11/16"	#8 FH	1.86	1 ea

Triangular Haws Pipes are designed to protect the boats hull against damage from anchor line and chain while also reducing rope chafe. Triangular shape make them ideal for bow mounting. Constructed of corrosion resistant investment cast 316 stainless steel. Installs with three #8 FH fasteners (not included).



TELESCOPIC STEP LADDER WITH GUDGEON MOUNT

Formed 304 Stainless Steel



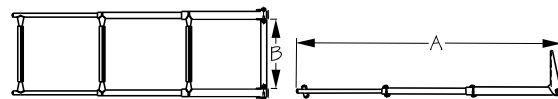
Bulk	Display	A	B	Steps	Wt.(lb.)	Std. Pack
328202	n/a	23-3/8"	8-3/4"	2	3.25	1 ea
328203	n/a	34-3/8"	8-3/4"	3	5.80	1 ea

Telescopic Step Ladders with Gudgeon Mounts include a securing strap. Constructed of corrosion resistant formed 304 stainless steel.



TELESCOPIC STEP LADDER WITH HANDLE AND GUDGEON MOUNT

Formed 304 Stainless Steel



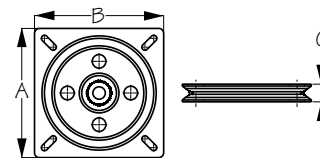
Bulk	Display	A	B	Steps	Wt.(lb.)	Std. Pack
328213	n/a	34-3/8"	8-3/4"	3	5.50	1 ea

Telescopic Step Ladders with Gudgeon Mounts have a built in grip handle. Includes securing strap. Constructed of corrosion resistant formed 304 stainless steel.



SEAT SWIVEL

Stamped Steel Powder Coated

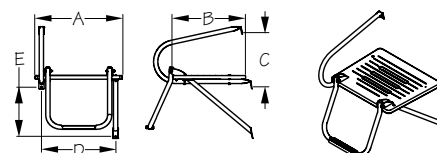


Bulk	Display	A	B	C	D	E	Fastener	Wt.(lb.)	Std. Pack
328550	n/a	6-1/2"	6-1/2"	5-1/2"	4-3/4"	7/8"	1/4" RH	2.42	1 ea



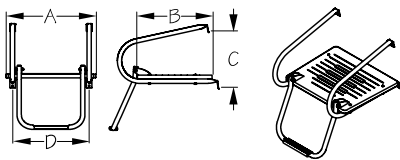
O/B SWIM PLATFORM - KIT W/ LADDER

Injection Molded Nylon/304 Stainless Steel




Bulk	Display	A	B	C	D	E	Fastener	Wt.(lb.)	Std. Pack
n/a	328902-3	15"	18"	11-5/8"	15"	11"	1/4" RH	3.00	1 ea

O/B Swim Platform Kit with Ladder includes assembly hardware - does NOT include hardware for attaching the platform to the boat. Constructed of UV resistant injection molded nylon with corrosion resistant 304 stainless steel tubing.



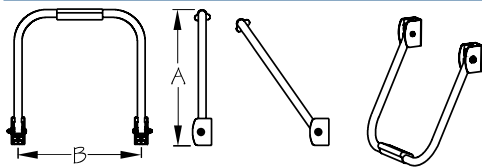
I/O SWIM PLATFORM - KIT W/ LADDER

Injection Molded Nylon/304 Stainless Steel



Bulk	Display	A	B	C	D	E	Fastener	Wt.(lb.)	Std. Pack
n/a	328903-3	15"	18"	11-5/8"	15"	11-5/8"	1/4" RH	3.00	1 ea

I/O Swim Platform Kit with Ladder includes assembly hardware - does NOT include hardware for attaching the platform to the boat. Constructed of UV resistant injection molded nylon with corrosion resistant 304 stainless steel tubing.



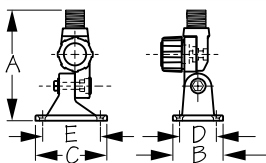
FLIP-UP LADDER - SINGLE STEP

Injection Molded Nylon/304 Stainless Steel



Bulk	Display	A	B	Fastener	Wt.(lb.)	Std. Pack
n/a	328908-1	15-3/8"	13"	1/4" RH	2.32	1 ea

This Flip-Up Ladder features three stationary positions. Constructed of corrosion resistant 304 stainless steel. Installs with 1/4" RH fasteners (not included).



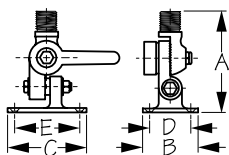
ADJUSTABLE ANTENNA BASE

Injection Molded Nylon



Bulk	Display	A	B	C	D	E	Fastener	Wt.(lb.)	Std. Pack
329100	329100-1	5-5/8"	2-1/2"	3-5/8"	1-7/8"	2-15/16"	1/4" FH	.44	10 ea

This Adjustable Antenna Base features dual swiveling mounts for full adjustability and a control knob for quick and easy adjustment, diminishing the potential of mooring, fishing, or other lines getting fouled on a handle. Designed to feed the antenna wire directly through the base, eliminating the need for a separate cable outlet and reducing potential areas for water leakage. Accepts any standard antenna with 1"-14 threads. Constructed of UV resistant injection molded nylon. Installs with four 1/4" FH fasteners (not included).



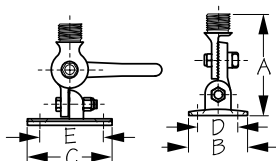
ADJUSTABLE ANTENNA BASE

Injection Molded Nylon



Bulk	Display	A	B	C	D	E	Fastener	Wt.(lb.)	Std. Pack
329130	329130-1	4-3/4"	2-9/16"	3-5/8"	1-13/16"	2-13/16"	1/4" FH	.50	10 ea

This Adjustable Antenna Base features dual swiveling mounts for full adjustability and a ratchet-style handle for side or deck mounting. Accepts any standard antenna with 1"-14 threads. Not recommended for whips over 8' in self-supporting mode. Constructed of UV resistant injection molded nylon. Installs with four 1/4" fasteners (not included).



ADJUSTABLE ANTENNA BASE

Investment Cast 316 Stainless Steel



Bulk	Display	A	B	C	D	E	Fastener	Wt.(lb.)	Std. Pack
329230	329230-1	4-1/2"	2-1/2"	3-5/8"	1-13/16"	2-15/16"	1/4" FH	1.48	5 ea
329231	n/a	Gasket Only						.01	5 ea

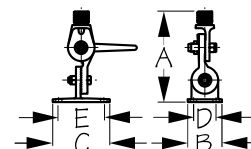
This Adjustable Antenna Base features dual swiveling mounts for full adjustability and a ratchet-style handle for side or deck mounting. Designed with an integral feed system for Loran cable. Accepts any standard antenna with 1"-14 threads. Constructed of corrosion resistant investment cast 316 stainless steel. Installs with four 1/4" FH fasteners (not included). Optional gasket (329231) sold separately.

6 Anchoring & Deck Hardware



HEAVY DUTY ADJUSTABLE ANTENNA BASE

Investment Cast 316 Stainless Steel



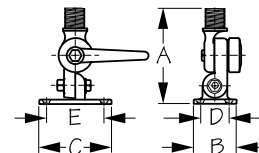
Bulk	Display	A	B	C	D	E	Fastener	Wt.(lb.)	Std. Pack
329235	329235-1	5-15/16"	2-1/4"	3-3/4"	1-1/2"	3"	1/4" FH	1.85	5 ea
329236	n/a	Gasket Only						.01	5 ea

A new, heavy duty version of the popular all stainless Adjustable Antenna Base has been enhanced with additional height and weight. For use with over-height whips or where extra strength and rigidity are required. Features dual swiveling mounts for full adjustability and a ratchet-style handle for side or deck mounting. Designed with an integral feed system for Loran cable. Accepts any standard antenna with 1"-14 threads. Constructed of corrosion resistant investment cast 316 stainless steel. Installs with four 1/4" FH fasteners (not included). Optional gasket (329236) sold separately.



ADJUSTABLE ANTENNA BASE

Die Cast Zinc Chrome Plated



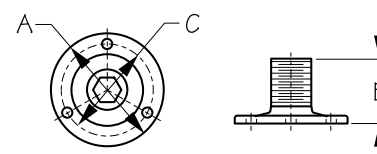
Bulk	Display	A	B	C	D	E	Fastener	Wt.(lb.)	Std. Pack
329300	329300-1	4-3/4"	2-1/8"	3-5/8"	1-7/16"	2-15/16"	1/4" FH	1.40	5 ea

This Adjustable Antenna Base features dual swiveling mounts for full adjustability and a ratchet-style handle for side or deck mounting. Designed with an integral feed system for Loran cable. Accepts any standard antenna with 1"-14 threads. Constructed of chrome plated die cast zinc. Installs with four 1/4" fasteners (not included). Recommended for freshwater use.



FIXED ANTENNA BASE

Injection Molded Nylon



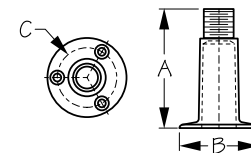
Bulk	Display	A	B	C	Fastener	Wt.(lb.)	Std. Pack
329500	329500-1	2-13/16"	1-9/16"	2-3/16"	1/4" RH	.05	10 ea

This low-profile, flanged, Fixed Antenna Base accepts any standard antenna with 1"-14 threads. Ideal for GPS, marine TV, and other shorter antennas. Constructed of UV resistant injection molded nylon. Installs with three 1/4" RH fasteners (not included).



FIXED ANTENNA BASE

Investment Cast 316 Stainless Steel



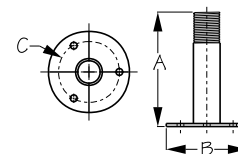
Bulk	Display	A	B	C	Fastener	Wt.(lb.)	Std. Pack
329510	329510-1	4"	2-7/8"	2-1/8"	1/4" FH	.65	5 ea

This Fixed Antenna Base features a flange mount base with a recess which, when filled with silicone sealant, will form a watertight seal. Designed to allow antenna wire to feed directly through the base, eliminating the need for a separate cable grommet. Accepts any standard antenna with 1"-14 threads, but is ideal for TV, Loran, GPS, VHF antennas, and radar arches. Constructed of corrosion resistant investment cast 316 stainless steel. Installs with three 1/4" FH fasteners (not included).



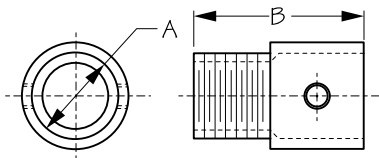
FIXED ANTENNA BASE

Formed 304 Stainless Steel



Bulk	Display	A	B	C	Fastener	Wt.(lb.)	Std. Pack
329515	329515-1	4-1/4"	3"	2-1/4"	1/4" RH	.42	5 ea
329517	329517-1	1-1/2"	3"	2-1/4"	1/4" RH	.27	5 ea

Fixed Antenna Base features a flange mount base. Designed to allow wire to feed directly through the base, eliminating the need for a separate cable grommet. Accepts any standard antenna with 1"-14 threads, but is ideal for TV, Loran, GPS, and VHF antennas. Constructed of corrosion resistant formed 304 stainless steel. Installs with three 1/4" RH fasteners (not included).



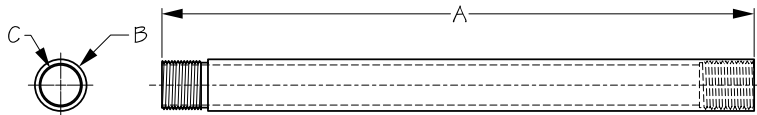
TUBE MOUNT ANTENNA BASE

Investment Cast 316 Stainless Steel



Bulk	Display	A	B	Wt.(lb.)	Std. Pack
329520	329520-1	1"	2"	.28	5 ea

This Tube Mount Antenna Base can be used with any 1" OD stainless tubing, creating custom antenna mounts. When used in conjunction with a stainless steel 90° round base deck fitting, antenna extensions of any length can be made with a full-length passage for coaxial connectors. Accepts any standard antenna with 1"-14 threads. Constructed of corrosion resistant investment cast 316 stainless steel. Attaches to tubing with two 1/4"-28 x 3/16" set screws (included).



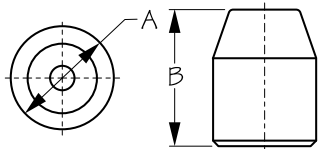
ANTENNA BASE EXTENSION

Machined 304 Stainless Steel Tubing



Bulk	Display	Threads	A	B	C	Wt.(lb.)	Std. Pack
329532	329532-1	1"-14	12"	1-1/16"	13/16"	.97	1 ea
329536	329536-1	1"-14	24"	1-1/16"	13/16"	1.81	1 ea

This Antenna Base Extension features male and female fittings with 1"-14 threads. Constructed of corrosion resistant machined 304 stainless steel tubing. Available in 12" or 24".



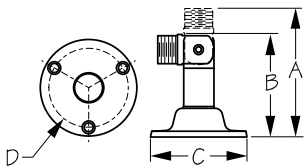
ANTENNA ADAPTER

Injection Molded Delrin



Bulk	Display	A	B	Wt.(lb.)	Std. Pack
n/a	329550-1	1-3/8"	1-13/16"	.08	10 ea

This Antenna Adapter allows the mounting of a 3/8"-24 thread Loran whip onto a standard 1"-14 thread antenna base. Constructed of impact resistant injection molded Delrin for high mechanical strength, rigidity, and electrical insulation.



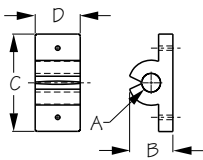
SWIVEL ANTENNA BASE

Investment Cast 316 Stainless Steel



Bulk	Display	A	B	C	D	Fastener	Wt.(lb.)	Std. Pack
329600	329600-1	4-1/2"	3-9/16"	3-3/8"	2-13/16"	#12 FH	1.34	1 ea

This Swivel Antenna Base is designed to be used in conjunction with Antenna Stand Off Bracket (329780). Constructed of investment cast 316 stainless steel. Installs with three #12 FH fasteners (not included).



ANTENNA CLIP

Injection Molded Rubber



Bulk	Display	A (Antenna Dia.)	B	C	D	Fastener	Wt.(lb.)	Std. Pack
329770	329770-1	5/16" - 3/8"	7/8"	1-7/8"	7/8"	#4 RH	.03 / .06	10 ea / 10 pr
329772	329772-1	5/8" - 3/4"	1-1/8"	2-1/4"	7/8"	#4 RH	.06 / .12	10 ea / 10 pr
329774	329774-1	1" - 1-1/4"	1-1/2"	2-1/2"	7/8"	#4 RH	.08 / .16	10 ea / 10 pr

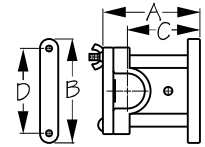
These Antenna Clips securely hold down antennas when not in use. Can also be used for fishing rods and boat hooks. Constructed of injection molded rubber for high tensile strength and durability. Installs with two #4 RH fasteners (not included).

6 Anchoring & Deck Hardware



ANTENNA STAND OFF BRACKET

Injection Molded Nylon



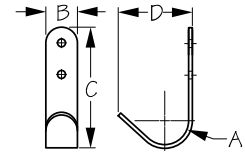
Bulk	Display	A	B	C	D	Wt.(lb.)	Std. Pack
329780	329780-1	4-1/2"	4-13/16"	3-5/16"	3-15/16"	.51	5 ea

This Antenna Stand Off Bracket helps hold and support 1" to 1-1/2" diameter antennas in place while under way. Works great in conjunction with Swivel Tall Antenna Base (329600). Constructed of UV resistant injection molded nylon. Installs with two FH fasteners, washers, and nuts (included).



LAY DOWN ANTENNA HOOK

Stamped 304 Stainless Steel



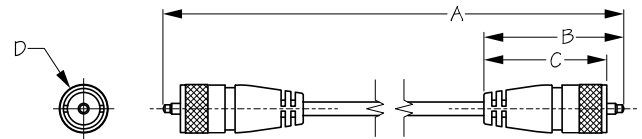
Bulk	Display	A	B	C	D	Fastener	Wt.(lb.)	Std. Pack
329790	329790-1	1-3/4"	1"	3-13/16"	2-3/8"	#12 RH	.19	10 ea

This Lay Down Antenna Hook can also be used for fishing rods and boat hooks. Constructed of corrosion resistant stamped 304 stainless steel. Installs with two #12 RH fasteners (not included).



COAXIAL CABLE ASSEMBLY

Nickel Plated Brass



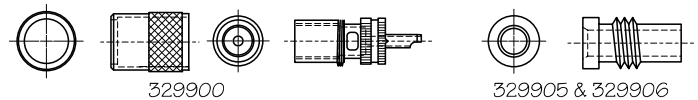
Bulk	Display	A	B	C	D	Wt.(lb.)	Std. Pack
n/a	329800-1	2'	2"	1-3/4"	11/16"	.18	10 ea
n/a	329802-1	5'	2"	1-3/4"	11/16"	.30	10 ea
n/a	329804-1	10'	2"	1-3/4"	11/16"	.50	10 ea
n/a	329806-1	20'	2"	1-3/4"	11/16"	.90	10 ea
n/a	329808-1	50'	2"	1-3/4"	11/16"	2.10	10 ea

Coaxial Cable Assembly features a RG-58U Coax cable pre-assembled with PL-259 fittings on both ends for quick installation of hardware. Constructed of nickel plated brass.



MALE UHF CONNECTOR & REDUCERS FOR 8U CABLE

Nickel Plated Brass

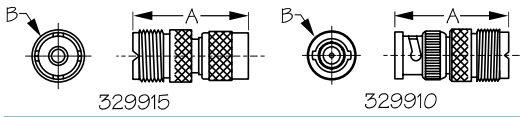


Bulk	Display	Description	Wt.(lb.)	Std. Pack
329900	329900-1	Male UHF Connector; PL-259; For U/C cable, adapter type	.03	10 ea
n/a	329901-1	A Combination of part number 329900 and 329905 for RG-58/U Cable	.04	10 ea
n/a	329902-1	A Combination of part number 329900 and 329906 for RG-59/U Cable	.04	10 ea
329905	329905-1	Reducer -UG175U for RG-58/U Cable; use with 329900	.01	10 ea
329906	329906-1	Reducer -UG176U for RG-59/U Cable; use with 329900	.01	10 ea

Male UHF Connectors & Reducers for use in 8U coaxial cable installation applications. Constructed of nickel plated brass for salt spray resistance and electrical conductivity.

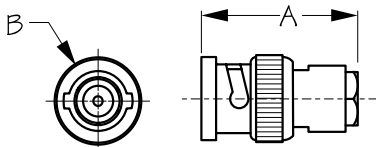
UHF/BNC & UHF/TNC HANDHELD RADIO CABLE ADAPTER

Nickel Plated Brass



Bulk	Display	Description	A	B	Wt.(lb.)	Std. Pack
329910	329910-1	UHF/BNC	1-5/16"	5/8"	.04	10 ea
329915	329915-1	UHF/TNC (not pictured)	1-3/8"	5/8"	.05	10 ea

These Handheld Radio Cable Adapters enable handheld VHF to use larger VHF antennas. UHF/TNC adapter is used on most Standard Horizon and ICOM models. Check radio manual for details. Constructed of nickel plated brass for salt spray resistance and electrical conductivity.



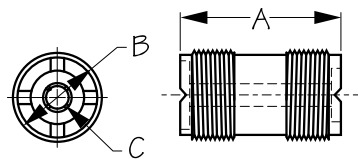
BNC MALE CONNECTOR-RG58/U CABLE

Nickel Plated Brass



Bulk	Display	A	B	Wt.(lb.)	Std. Pack
329913	329913-1	1"	9/16"	.02	10 ea

This BNC Male Connector is a miniature, quick connect/disconnect, radio frequency connector used for RG58/U coaxial cable. Constructed of nickel plated brass for salt spray resistance and electrical conductivity.



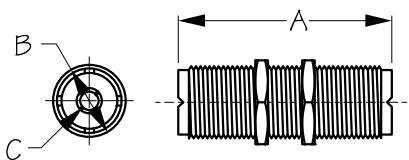
DOUBLE FEMALE UHF CABLE CONNECTOR

Nickel Plated Brass



Bulk	Display	A	B	C	Wt.(lb.)	Std. Pack
329950	329950-1	1-1/8"	9/16"	1/8"	.02	10 ea

Double Female UHF Cable Connector for connecting two PL-259 male connectors. Constructed of nickel plated brass for salt spray resistance and electrical conductivity. Not recommended for through bulkhead applications.



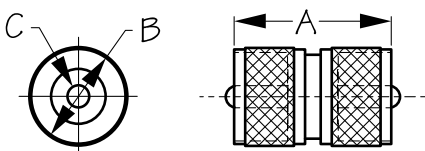
DOUBLE FEMALE BULKHEAD CABLE CONNECTOR

Nickel Plated Brass



Bulk	Display	A	B	C	Wt.(lb.)	Std. Pack
329951	329951-1	1-13/16"	5/8"	1/8"	.08	10 ea

Double Female Bulkhead UHF Cable Connector for connecting two PL-259 male connectors through a bulkhead. Constructed of nickel plated brass for salt spray resistance and electrical conductivity.



DOUBLE MALE CABLE CONNECTOR

Nickel Plated Brass



Bulk	Display	A	B	C	Wt.(lb.)	Std. Pack
329953	329953-1	1-1/4"	11/16"	1/8"	.04	10 ea

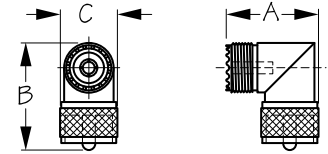
Double Male Cable Connector for connecting two SO-239 female connectors. Constructed of nickel plated brass for salt spray resistance and electrical conductivity.

6 Anchoring & Deck Hardware



UHF RIGHT ANGLE CABLE CONNECTOR

Nickel Plated Brass



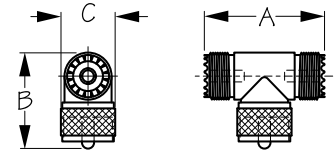
Bulk	Display	A	B	C	Wt.(lb.)	Std. Pack
329955	329955-1	1-1/8"	1-5/16"	11/16"	.06	10 ea

UHF Right Angle Cable Connector features a 90° elbow that turns the connecting wire at the back of a set, allowing radios to sit closer to a back wall or bulkhead. Constructed of nickel plated brass for salt spray resistance and electrical conductivity.



UHF T-ADAPTER CABLE CONNECTOR

Nickel Plated Brass



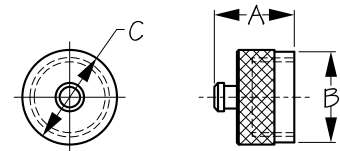
Bulk	Display	A	B	C	Wt.(lb.)	Std. Pack
329957	329957-1	1-9/16"	1-1/4"	11/16"	.07	10 ea

UHF T-Adapter Cable Connector allows for the connection of two male PL-259 and one female SO-239 connectors. Constructed of nickel plated brass for salt spray resistance and electrical conductivity.



UHF CABLE CAP & CHAIN

Nickel Plated Brass



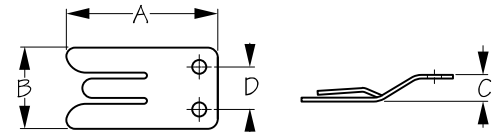
Bulk	Display	A	B	C	Wt.(lb.)	Std. Pack
329970	329970-1	11/16"	3/4"	13/16"	.03	10 ea

UHF Cable Cap & Chain protects UHF connectors from the elements when not in use, preventing signal degradation due to corrosion or debris. Constructed of nickel plated brass for salt spray resistance.



MICROPHONE CLIP

Stamped 304 Stainless Steel



Bulk	Display	A	B	C	D	Wt.(lb.)	Std. Pack
329990	329990-1	1-7/8"	1"	3/8"	1/2"	.02	10 ea

This one-piece Microphone Clip secures your microphone close to your radio. Fits all standard microphones for hailers, VHF, or CB radios. Constructed of corrosion resistant stamped 304 stainless steel. Installs with two RH fasteners (not included).

QUALITY CORDAGE YOU CAN COUNT ON



7



Vents &
Ventilators

Collector Boxes

Pitot Tube Shields

Deck Plates

Deck Plate Keys

Hose Adapters

Drains

Deck Fills

Deck Fill Keys

Gas Tank Vents

Ski Tows

Vents & Fuel Fittings

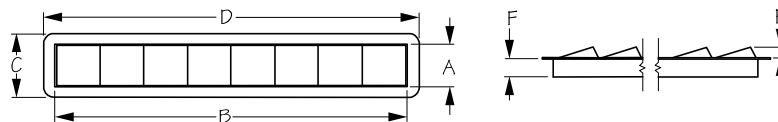
2011

7 Vents & Fuel Fittings



LOUVERED VENT

Stamped 316 Stainless Steel



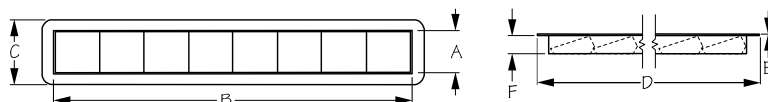
Bulk	Display	A (Cutout Size)	B	C (Overall Size)	D	E	F	Fastener	Wt.(lb.)	Std. Pack
331200	n/a	1-7/8"	15-1/4"	2-7/8"	16-3/8"	5/8"	7/8"	#6 RH	.95	1 ea

This Louvered Vent is designed to be used in conjunction with a collector box to facilitate air intake and exhaust. Constructed of corrosion resistant 316 stainless steel. Installs with six #6 RH fasteners (not included). Vent area 9.74 in².



RECESSED LOUVERED VENT

Stamped 316 Stainless Steel




Bulk	Display	A (Cutout Size)	B	C (Overall Size)	D	E	F	Fastener	Wt.(lb.)	Std. Pack
331201	n/a	1-7/8"	15-1/4"	2-7/8"	16-3/8"	1/32"	7/8"	#6 RH	.67	1 ea

This Recessed Louvered Vent is designed to be used in conjunction with a collector box to facilitate air intake and exhaust. Recessed louvers create a flush surface area, reducing possible damage to the vent as well as preventing chafing to mooring lines, fishing lines, etc. Constructed of corrosion resistant stamped 316 stainless steel. Installs with six #6 RH fasteners (not included). Vent area 7.6 in².



COLLECTOR BOX

Injection Molding Polypropylene



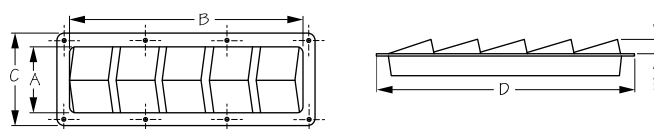
Bulk	Display	A	B	C	Hose Size	Vent Area	Wt.(lb.)	Std. Pack
331202	n/a	15-1/2"	2"	4"	None	None	.20	5 ea
331203	n/a	15-1/2"	2"	4"	3" (2)	12.80 in ²	.18	5 ea
331204	n/a	15-1/2"	2"	4"	4" (1)	9.10 in ²	.18	5 ea

These Collector Boxes are designed to be used in conjunction with a louvered vent to facilitate air intake and exhaust. For use with either the stainless Louvered Vents (331200 or 331201) or injection molded ABS Louvered Vents (337210 or 337211). Constructed of injection molded polypropylene. Interchangeable with Attwood® part numbers 1341 and 1342. 331202 is available without holes to allow for custom installations.



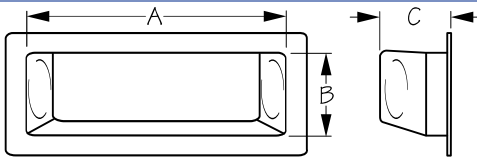
LOUVERED VENT

Stamped 316 Stainless Steel



Bulk	Display	Louvers	A (Cutout Size)	B	C (Overall Size)	D	E	Vent Area	Wt.(lb.)	Std. Pack
331280	n/a	10	3-5/8"	19-7/8"	4-1/2"	20-7/8"	13/16"	24.21 in ²	1.52	1 ea
n/a	331290-3	5	3-5/8"	12"	4-1/2"	12-7/8"	13/16"	11.65 in ²	1.03	1 ea
331300	n/a	3	3-5/8"	7-1/8"	4-1/2"	8-1/8"	13/16"	6.63 in ²	.66	1 ea

These Louvered Vents are designed to be used in conjunction with a collector box to facilitate air intake and exhaust. 331290-3 and 331300 can be used in conjunction with ABS Collector Boxes (331293-331298). 331280 does not have a collector box available. Constructed of corrosion resistant stamped 316 stainless steel.



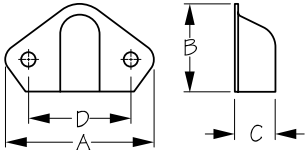
COLLECTOR BOX

Vacuum Formed ABS



Bulk	Display	Hose Size	A	B	C	Mounting	Vent Area	Wt.(lb.)	Std. Pack
331293	n/a	3"	12-1/4"	3-5/8"	5"	Right	5.29 in ²	.25	5 ea
331294	n/a	4"	12-1/4"	3-5/8"	5"	Right	9.68 in ²	.26	5 ea
331296	n/a	3"	12-1/4"	3-5/8"	5"	Left	5.29 in ²	.23	5 ea
331298	n/a	4"	12-1/4"	3-5/8"	5"	Left	9.68 in ²	.22	5 ea

These Collector Boxes are designed to be used in conjunction with a louvered vent to facilitate air intake and exhaust. The collector boxes are available with either a 3" or 4" hose attachment and left hand or right hand mounting options. For use with either stainless Louvered Vent (331290) or injection molded ABS Louvered Vent (337290). Constructed of impact resistant vacuum formed ABS. 3" hose vent area 5.29 in². 4" hose vent area 9.68 in².



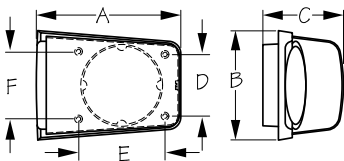
PITOT TUBE SHIELD

Stamped 304 Stainless Steel



Bulk	Display	A	B	C	D	Wt.(lb.)	Std. Pack
331310	331310-1	1-1/4"	3/4"	3/8"	7/8"	.01	10 ea

Designed to be vertically mounted, the Pitot Tube Shield protects electrical wiring when passing through transom holes. Ideal for use with depth sounders, speedometers, and coaxial cables. Constructed of corrosion resistant stamped 304 stainless steel for durability.



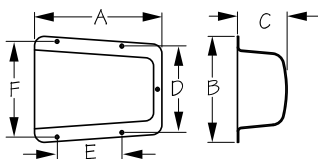
COWL VENT WITH BASE

Stamped 304 Stainless Steel/Plastic



Bulk	Display	A	B	C	D	E	F	Fastener	Wt.(lb.)	Std. Pack
331320	331320-1	5-7/8"	4-7/16"	3-5/16"	2-1/2"	3-9/16"	2-3/4"	#8 FH	.52	1 ea
331325	331325-1	7-5/16"	5-13/16"	4"	3-1/2"	4-7/8"	3-1/2"	#10 FH	.88	1 ea

Cowl Vents provide fresh air below decks by trapping air that comes across the top deck and forcing it into your boat's cabin interior. Designed for use with a 3" or 4" ventilation hose. Constructed of corrosion resistant stamped 304 stainless steel with a black plastic base. Installs with four FH fasteners (not included).



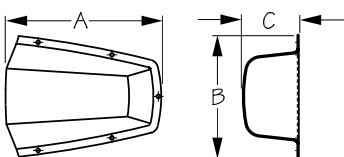
COWL VENT

Stamped 304 Stainless Steel



Bulk	Display	A	B	C	D	E	F	Fastener	Wt.(lb.)	Std. Pack
331330	331330-1	5-3/4"	4-13/16"	2-5/16"	3-15/16"	3-1/8"	4-5/16"	#8 RH	.45	1 ea

Cowl Vents provide fresh air below decks by trapping air that comes across the top deck and forcing it into your boat's cabin interior. Constructed of corrosion resistant stamped 304 stainless steel. Installs with four #8 FH fasteners (not included).



CLAM SHELL VENT - MINI

Stamped 304 Stainless Steel



Bulk	Display	A	B	C	Vent Area	Fastener	Wt.(lb.)	Std. Pack
331335	331335-1	5"	4-1/2"	2"	4.51 in ²	#6 RH	.40	1 ea

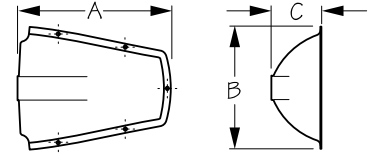
This Mini Clam Shell Vent provides splash protection for vent holes, wire and cable runs, or blower-exhaust hose openings. Can be used for cabin ventilation with the addition of a dorade box. Ideal for applications where a taller vent would foul lines or restrict crew movement. Constructed of corrosion resistant 304 stamped stainless steel. Installs with five #6 RH fasteners (not included).

7 Vents & Fuel Fittings



CLAM SHELL VENT

Stamped 304 Stainless Steel



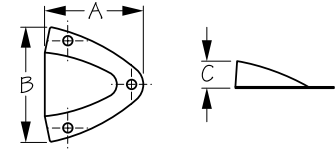
Bulk	Display	A	B	C	Vent Area	Fastener	Wt.(lb.)	Std. Pack
331340	331340-1	7"	5-3/4"	2-1/4"	7.51 in ²	#6 RH	.58	1 ea / 10 ea
331350	331350-1	7-1/2"	6-3/4"	2-7/8"	12.02 in ²	#6 RH	.79	1 ea / 10 ea

Large Clam Shell Vent provides splash protection for vent holes, wire and cable runs, or blower-exhaust hose openings. Can be used for cabin ventilation with the addition of a dorade box. Ideal for applications where a taller vent would foul lines or restrict movement. Constructed of corrosion resistant 304 stamped stainless steel. Installs with five #6 RH fasteners (not included).



MIDGET VENT

Stamped 304 Stainless Steel



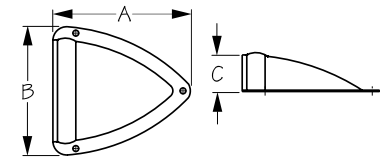
Bulk	Display	A	B	C	Vent Area	Fastener	Wt.(lb.)	Std. Pack
331360	331360-1	1-5/8"	1-3/4"	1/2"	.29 in ²	#6 RH	.01	10 ea
331370	331370-1	2-1/4"	2-1/8"	5/8"	.52 in ²	#6 RH	.03	10 ea

These Midget Vents provide a splash proof opening through transoms, cabin sides, etc. Great for routing cables and wires or for covering thru-hull openings to shield water spray. Ideal for small lockers, they provide attractive cover for ventilation holes while also preventing odors. Constructed of corrosion resistant stamped 304 stainless steel. Installs with three #6 RH fasteners (not included).



MIDGET VENT - HEAVY DUTY

Stamped 304 Stainless Steel



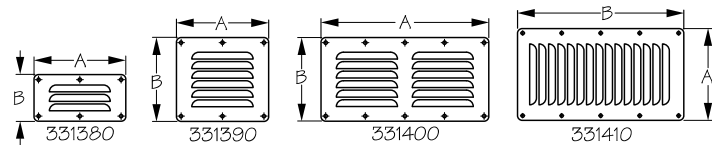
Bulk	Display	A	B	C	Vent Area	Fastener	Wt.(lb.)	Std. Pack
331375	331375-1	3-3/4"	3-1/2"	15/16"	1.25 in ²	#6 RH	.12	10 ea

This Heavy Duty Midget Vent features a reinforced rim, making them durable enough to stand on. Great for routing cables or wires through a hole or for covering thru-hull openings to shield water spray. Ideal for small lockers, they provide attractive cover for ventilation holes while also preventing odors. Constructed of corrosion resistant stamped 304 stainless steel. Installs with three #6 RH fasteners (not included).



LOUVERED VENT

Stamped 304 Stainless Steel



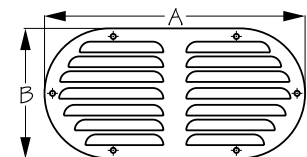
Bulk	Display	A	B	Vent Area	Fastener	Wt.(lb.)	Std. Pack
331380	331380-1	5"	2-5/8"	.81 in ²	#6 RH	.11	10 ea
331390	331390-1	5"	4-5/8"	1.62 in ²	#6 RH	.18	10 ea
331400	331400-1	9-1/8"	4-5/8"	3.24 in ²	#6 RH	.35	10 ea
331410	331410-1	5"	9"	4.05 in ²	#6 RH	.40	10 ea

These Louvered Vents are designed to promote air circulation and prevent mold, mildew, and unpleasant odors. Ideal for cabin doors, lockers, dock boxes, etc. Constructed of corrosion resistant stamped 304 stainless steel. Installs with #6 RH fasteners (not included).



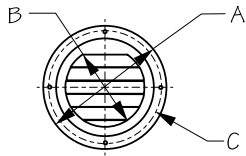
LOUVERED VENT - OVAL

Stamped 304 Stainless Steel



Bulk	Display	A	B	Vent Area	Fastener	Wt.(lb.)	Std. Pack
331405	331405-1	9-1/8"	4-5/8"	2.94 in ²	#6 RH	.32	10 ea

This Oval Louvered Vent is designed to promote air circulation and prevent mold, mildew, and unpleasant odors. Ideal for cabin doors, lockers, dock boxes, etc. Constructed of corrosion resistant stamped 304 stainless steel. Installs with six #6 RH fasteners (not included). Vent area 2.94 in².



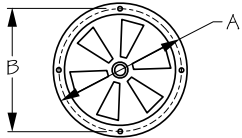
ROUND LOUVERED VENT

Stamped 304 Stainless Steel



Bulk	Display	A	B (Hole Size)	C	Vent Area	Fastener	Wt.(lb.)	Std. Pack
331424	331424-1	4"	2-1/2"	3-5/8"	.88 in ²	#6 FH	.07	10 ea
331425	331425-1	5"	3-1/2"	4-1/2"	2.02 in ²	#6 FH	.13	10 ea

These Round Louvered Vents allow air in while keeping water out. Constructed of corrosion resistant stamped 304 stainless steel. Installs with four #6 FH fasteners (not included). 4" vent area 0.88 in². 5" vent area 2.02 in².



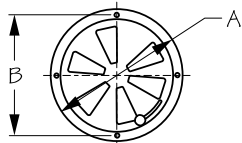
BUTTERFLY VENT - CENTER KNOB

Stamped 304 Stainless Steel



Bulk	Display	A	B	Vent Area	Fastener	Wt.(lb.)	Std. Pack
331440	331440-1	4"	3-5/8"	2.77 in ²	#6 RH	.16	10 ea
331450	331450-1	5"	4-3/4"	2.91 in ²	#6 RH	.29	10 ea

These Butterfly Vents feature a Center Knob that allows for easy adjustment of the opening. Promotes air circulation and prevents mold, mildew, and associated odors. Constructed of corrosion resistant stamped 304 stainless steel. Installs with four #6 RH fasteners (not included).



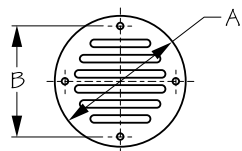
BUTTERFLY VENT - SIDE KNOB

Stamped 304 Stainless Steel



Bulk	Display	A	B	Vent Area	Fastener	Wt.(lb.)	Std. Pack
331455	n/a	5"	4-3/4"	2.89 in ²	#6 RH	.29	10 ea

These Butterfly Vents features a Side Knob that allows for easy adjustment of the opening. Promotes air circulation and prevents mold, mildew, and associated odors. Constructed of corrosion resistant 304 stainless steel. Installs with four #6 RH fasteners (not included).



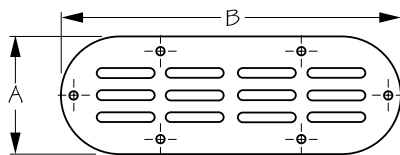
DRAIN COVER

Stamped 304 Stainless Steel



Bulk	Display	A	B	Vent Area	Fastener	Wt.(lb.)	Std. Pack
331600	331600-1	3-1/4"	2-3/4"	2.11 in ²	#6 RH	.06	10 ea
331601	331601-1	2-1/2"	2-1/8"	.85 in ²	#6 RH	.04	10 ea

These Drain Covers are constructed of stamped 304 stainless steel. Installs with four #6 RH fasteners (not included).



LOCKER VENT

Stamped 304 Stainless Steel



Bulk	Display	A	B	Vent Area	Fastener	Wt.(lb.)	Std. Pack
331620	331620-1	2-3/8"	6-3/4"	2.56 in ²	#8 RH	.10	10 ea

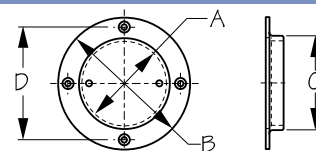
Locker Vent is designed to promote air circulation in interior areas and prevent mold, mildew, and odors. Constructed of corrosion resistant stamped 304 stainless steel. Installs with six #8 RH fasteners (not included). Vent area 2.56 in².

7 Vents & Fuel Fittings



DECK PLATE

Investment Cast 316 Stainless Steel



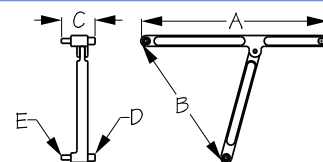
Bulk	Display	A	B	C	D	Fastener	Wt.(lb.)	Std. Pack
335653	335653-1	3-1/4"	4-11/16"	3-1/2"	4"	#12 FH	1.05	1 ea
335654	335654-1	4-3/16"	5-9/16"	4-1/2"	4-13/16"	#12 FH	1.50	1 ea

These Deck Plates can be opened with Deck Plate Keys (335680 or 335699, not included). Use anti-seize lubricant to protect threads from galling. Constructed of corrosion resistant investment cast 316 stainless steel. Installs with four #12 FH fasteners (not included).



ADJUSTABLE DECK PLATE KEY

Sand Cast Bronze



Bulk	Display	A	B	C	D	E	Wt.(lb.)	Std. Pack
335680	335680-1	7-3/4"	6"	1-3/8"	5/16"	3/16"	.68	5 ea

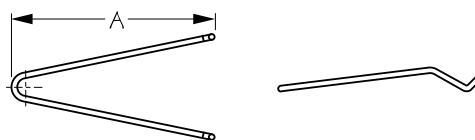
The Adjustable Deck Plate Key opens to a maximum of 6" and comes with two sizes of stainless steel pins (3/16" and 5/16") to accommodate most plates or caps. Features a drilled hole in the handle to attach an optional lanyard. Constructed of sand cast bronze.

- Heavy duty construction
- Great addition to every tool box
- Corrosion resistant



DECK PLATE KEY

Formed 304 Stainless Steel



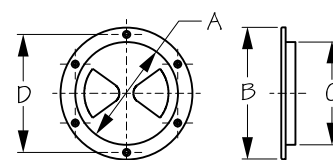
Bulk	Display	A	Wt.(lb.)	Std. Pack
335699	335699-1	7"	.14	10 ea

This Deck Plate Key is adjustable and fits all Sea-Dog® two-prong Deck Fills and Deck Plate Caps, as well as most competitor's caps. For use with Deck Fills (351320-351331 and 351350-351353). Constructed of corrosion resistant formed 304 stainless steel.



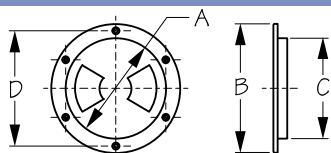
SCREW-OUT DECK PLATE

Injection Molded Polypropylene



Bulk	Display	A	B	C	D	Color	Fastener	Wt.(lb.)	Std. Pack
335740	335740-1	4-7/16"	5-3/4"	4-1/2"	5-1/8"	White	#8 FH	.19	10 ea / 5 ea
n/a	335745-1	4-7/16"	5-3/4"	4-1/2"	5-1/8"	Black	#8 FH	.19	5 ea
n/a	335750-1	5-7/16"	6-3/4"	5-1/2"	6-1/8"	White	#8 FH	.25	5 ea
n/a	335755-1	5-7/16"	6-3/4"	5-1/2"	6-1/8"	Black	#8 FH	.25	5 ea
335760	335760-1	6-1/2"	8-1/8"	6-1/2"	7-1/4"	White	#8 FH	.44	10 ea / 5 ea
n/a	335765-1	6-1/2"	8-1/8"	6-1/2"	7-1/4"	Black	#8 FH	.44	5 ea

These Screw-Out Deck Plates are molded to the highest standards. Keep threads clean with hot, soapy water. Lubricate with Vaseline or Teflon grease. Constructed of UV resistant and antioxidant injection molded polypropylene. Installs with six #8 FH fasteners (not included). When installing, use silicone sealant on hull or deck surface. Available in black or white.



QUARTER-TURN DECK PLATE

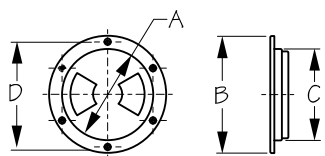
Injection Molding ABS/Polycarbonate



Bulk	Display	A	B	C	D	Color	Lid Texture	Fastener	Wt.(lb.)	Std. Pack	
336140	336140-1	4-1/2"	6-1/8"	4-1/2"	5-3/8"	White	Smooth	#8 FH	.28	10 ea	
336140G	n/a	4-1/2"	6-1/8"	4-1/2"	5-3/8"	Gray	Smooth	#8 FH	.28	10 ea	
336145	336145-1	4-1/2"	6-1/8"	4-1/2"	5-3/8"	Black	Smooth	#8 FH	.28	10 ea	
336150	336150-1	5-1/2"	6-3/4"	5-3/8"	6-1/8"	White	Smooth	#8 FH	.32	10 ea	
336152	336152-1	5-1/2"	6-3/4"	5-3/8"	6-1/8"	White	Textured	#8 FH	.32	10 ea	
336155	336155-1	5-1/2"	6-3/4"	5-3/8"	6-1/8"	Black	Smooth	#8 FH	.32	10 ea	
336157	336157-1	5-1/2"	6-3/4"	5-3/8"	6-1/8"	Black	Textured	#8 FH	.32	10 ea	
336160	336160-1	6-1/2"	8-1/8"	6-1/2"	7-3/8"	White	Smooth	#8 FH	.41	10 ea	
336162	336162-1	6-1/2"	8-1/8"	6-1/2"	7-3/8"	White	Textured	#8 FH	.42	10 ea	
336165	336165-1	6-1/2"	8-1/8"	6-1/2"	7-3/8"	Black	Smooth	#8 FH	.41	10 ea	
336167	336167-1	6-1/2"	8-1/8"	6-1/2"	7-3/8"	Black	Textured	#8 FH	.42	10 ea	
336180	336180-1	8-5/16"	9-7/8"	8-1/4"	8-15/16"	White	Smooth	#8 FH	.55	5 ea	
336182	336182-1	8-5/16"	9-7/8"	8-1/4"	8-15/16"	White	Textured	#8 FH	.56	5 ea	
336185	336185-1	8-5/16"	9-7/8"	8-1/4"	8-15/16"	Black	Smooth	#8 FH	.55	5 ea	
336187	336187-1	8-5/16"	9-7/8"	8-1/4"	8-15/16"	Black	Textured	#8 FH	.56	5 ea	
337198	337198-1	Deck plate lanyard - 12"								.01	10 ea / 5 ea
337199	n/a	Lid retaining strap - 8"								.01	10 ea

These Quarter-Turn Deck Plates feature a new locking system that prevents over tightening, jamming, or cross threading. Easy to open and close. A specially engineered lubricated gasket is used in conjunction with a knife edge for a leak tested seal. Avoid contact with acetone or strong solvents. Constructed of UV resistant injection molded ABS. Installs with six #8 FH fasteners (not included). Available in black or white, smooth or textured. Patent Pending.

- Special Order Requirements May Apply
- Custom Colors Available With Large Order




QUARTER-TURN DECK PLATE WITH INTERNAL COLLAR

Injection Molding ABS/Polycarbonate



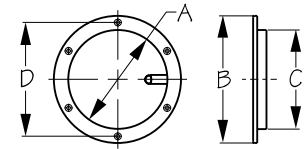
Bulk	Display	A	B	C	D	Color	Lid Texture	Fastener	Wt.(lb.)	Std. Pack	
336340	336340-1	4-1/2"	6-1/8"	4-1/2"	5-3/8"	White	Smooth	#8 FH	.28	10 ea	
336345	336345-1	4-1/2"	6-1/8"	4-1/2"	5-3/8"	Black	Smooth	#8 FH	.28	10 ea	
336350	336350-1	5-1/2"	6-3/4"	5-3/8"	6-1/8"	White	Smooth	#8 FH	.32	10 ea	
336352	336352-1	5-1/2"	6-3/4"	5-3/8"	6-1/8"	White	Textured	#8 FH	.32	10 ea	
336355	336355-1	5-1/2"	6-3/4"	5-3/8"	6-1/8"	Black	Smooth	#8 FH	.32	10 ea	
336357	336357-1	5-1/2"	6-3/4"	5-3/8"	6-1/8"	Black	Textured	#8 FH	.32	10 ea	
336360	336360-1	6-1/2"	8-1/8"	6-1/2"	7-3/8"	White	Smooth	#8 FH	.41	10 ea	
336362	336362-1	6-1/2"	8-1/8"	6-1/2"	7-3/8"	White	Textured	#8 FH	.42	10 ea	
336365	336365-1	6-1/2"	8-1/8"	6-1/2"	7-3/8"	Black	Smooth	#8 FH	.41	10 ea	
336367	336367-1	6-1/2"	8-1/8"	6-1/2"	7-3/8"	Black	Textured	#8 FH	.42	10 ea	
336380	336380-1	8-5/16"	9-7/8"	8-1/4"	8-15/16"	White	Smooth	#8 FH	.55	10 ea	
336382	336382-1	8-5/16"	9-7/8"	8-1/4"	8-15/16"	White	Textured	#8 FH	.56	10 ea	
336385	336385-1	8-5/16"	9-7/8"	8-1/4"	8-15/16"	Black	Smooth	#8 FH	.55	10 ea	
336387	336387-1	8-5/16"	9-7/8"	8-1/4"	8-15/16"	Black	Textured	#8 FH	.56	10 ea	
337198	337198-1	Deck plate lanyard - 12"								.01	10 ea / 5 ea
337199	n/a	Lid Retaining strap - 8"								.01	10 ea

These Quarter-Turn Deck Plates feature a new locking system that prevents over tightening, jamming, or cross threading. An internal, molded-in collar on the bottom holds deck plate bags or other round containers. When installing, use silicone sealant on hull or deck surface. Keep threads clean with hot, soapy water. Lubricate with Vaseline or Teflon grease. Avoid contact with acetone or strong solvents. Constructed of UV resistant injection molded ABS. Installs with six #8 FH fasteners (not included). Available in black or white, smooth or textured.



POP-OUT DECK PLATE

Injection Molded ABS/Polycarbonate



Bulk	Display	A	B	C	D	Color	Lid Texture	Fastener	Wt.(lb.)	Std. Pack
336260	n/a	6-1/2"	8-1/8"	6-1/2"	7-3/8"	White	Smooth	#8 FH	.58	10 ea
336262	336262-1	6-1/2"	8-1/8"	6-1/2"	7-3/8"	White	Textured	#8 FH	.58	10 ea
336265	n/a	6-1/2"	8-1/8"	6-1/2"	7-3/8"	Black	Smooth	#8 FH	.58	10 ea
336267	n/a	6-1/2"	8-1/8"	6-1/2"	7-3/8"	Black	Textured	#8 FH	.58	10 ea
336267G	n/a	6-1/2"	8-1/8"	6-1/2"	7-3/8"	Gray	Textured	#8 FH	.58	10 ea
336280	n/a	8-1/2"	10"	8-3/8"	9"	White	Smooth	#8 FH	.83	5 ea
336282	336282-1	8-1/2"	10"	8-3/8"	9"	White	Textured	#8 FH	.83	5 ea
336285	n/a	8-1/2"	10"	8-3/8"	9"	Black	Smooth	#8 FH	.83	5 ea
336287	n/a	8-1/2"	10"	8-3/8"	9"	Black	Textured	#8 FH	.83	5 ea
336287G	n/a	8-1/2"	10"	8-3/8"	9"	Gray	Textured	#8 FH	.83	5 ea

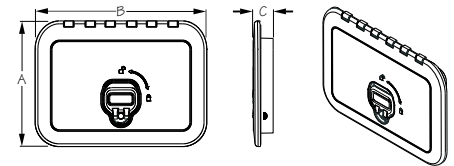
These Pop-Out Deck Plates feature an integrated, pop-up lever to make opening and closing a snap; no tools required. Rubber O-ring provides a watertight seal. Avoid contact with acetone or strong solvents. Constructed of UV resistant injection molded ABS and polycarbonate for its structural strength, as well as weather and corrosion resistance. Installs with six #8 FH fasteners (not included). Available in black or white, smooth or textured. Patent Pending.

- Custom colors available



TRIPLE LATCH RECTANGULAR MARINE HATCH

Injection Molded Polypropylene



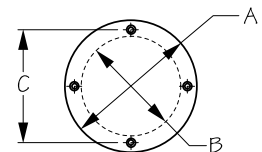
Bulk	Display	A	B	C	Color	Fastener	Wt.(lb.)	Std. Pack
336520	336520-3	10-1/4"	14"	1-11/16"	White	#10 FH	2.00	1 ea
336525	336525-3	10-1/4"	14"	1-11/16"	Black	#10 FH	2.00	1 ea

This Triple Latch Marine Deck Hatch features 3 locking points which when engaged cause the camming surface to pull the lid into the gasket creating a water tight seal. Constructed of injection molded polypropylene with a structural honeycomb lid for superior rigidity and strength. Non-slip textured surface. Can be mounted horizontally or vertically. Full length piano hinge for added strength and security. Installs with ten #10 FH fasteners (not included). Available in black or white.



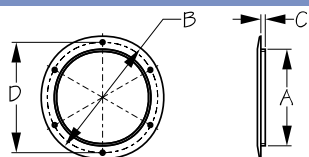
INSPECTION COVER

Injection Molded ABS



Bulk	Display	Color	A	B	C	Fastener	Wt.(lb.)	Std. Pack
337050	337050-1	Black	5-5/8"	4-1/4"	4-13/16"	#10 FH	.11	10 ea
337051	337051-1	White	5-5/8"	4-1/4"	4-13/16"	#10 FH	.11	10 ea
337052	n/a	Gray	5-5/8"	4-1/4"	4-13/16"	#10 FH	.11	10 ea

These screw mounted Inspection Covers offer an economical alternative to a screw out deck plate and are ideal for use in situations where access will be infrequent. These covers are a more secure option, requiring a screwdriver for removal. Use silicone sealant when installing for easier removal later. Avoid contact with acetone or strong solvents. Constructed of UV resistant injection molded ABS. Installs with four #10 FH fasteners (not included).



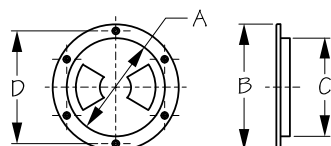
INSPECTION COVER

Injection Molded ABS



Bulk	Display	Color	A (Cutout)	B (Overall)	C	D	Fastener	Wt.(lb.)	Std. Pack
337060	n/a	Black	6-3/8"	8-1/2"	1/4"	7-5/16"	#8 FH	.46	10 ea
337061	n/a	White	6-3/8"	8-1/2"	1/4"	7-5/16"	#8 FH	.46	10 ea

These screw mounted Inspection Covers offer an economical alternative to a screw out deck plate and are ideal for use in situations where access will be infrequent. These covers are a more secure option, requiring a screwdriver for removal. Use silicone sealant when installing for easier removal later. Avoid contact with acetone or strong solvents. Hole pattern matches our existing 6" Screw-Out Deck Plates. Constructed of UV resistant injection molded ABS. Installs with six #8 FH fasteners (not included).



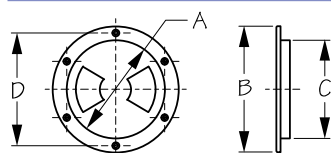
SCREW-OUT DECK PLATE

Injection Molded ABS



Bulk	Display	A	B	C	D	Color	Fastener	Wt.(lb.)	Std. Pack
337140	337140-1	4-7/16"	5-3/4"	4-1/2"	5-1/8"	White	#8 FH	.19	10 ea
337145	337145-1	4-7/16"	5-3/4"	4-1/2"	5-1/8"	Black	#8 FH	.19	10 ea
337150	337150-1	5-7/16"	6-3/4"	5-1/2"	6-1/8"	White	#8 FH	.25	10 ea
337155	337155-1	5-7/16"	6-3/4"	5-1/2"	6-1/8"	Black	#8 FH	.25	10 ea
337160	337160-1	6-1/2"	8-1/8"	6-1/2"	7-1/4"	White	#8 FH	.44	10 ea
337165	337165-1	6-1/2"	8-1/8"	6-1/2"	7-1/4"	Black	#8 FH	.44	10 ea
337198	337198-1	Deck plate lanyard - 12"						.01	10 ea / 5 ea
337199	n/a	Lid retaining strap - 8"						.01	10 ea

These Screw-Out Deck Plates are molded to the highest standards. Keep threads clean with hot soapy water. Lubricate with Vaseline or Teflon grease. Avoid contact with acetone or strong solvents. Constructed of UV resistant and antioxidant injection molded ABS. Installs with six #8 FH fasteners (not included). When installing, use silicone sealant on hull or deck surface. Available in black or white.



SCREW-OUT DECK PLATE WITH CLEAR COVER

Injection Molded ABS/Polycarbonate



Bulk	Display	A	B	C	D	Color	Fastener	Wt.(lb.)	Std. Pack
337146	337146-1	4-7/16"	5-3/4"	4-1/2"	5-1/8"	Black	#8 FH	.22	10 ea
337151	337151-1	5-7/16"	6-3/4"	5-1/2"	6-1/8"	White	#8 FH	.29	10 ea
337161	337161-1	6-1/2"	8-1/8"	6-1/2"	7-1/4"	White	#8 FH	.44	10 ea
337198	337198-1	Deck plate lanyard - 12"						.01	10 ea / 5 ea
337199	n/a	Lid retaining strap - 8"						.01	10 ea

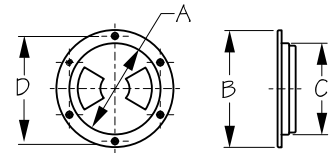
These Screw-Out Deck Plates feature a clear polycarbonate lid, allowing visual inspection of the watertight compartment without removing the lid. Lubricate with Vaseline or Teflon grease. Keep threads clean with hot, soapy water. Avoid contact with acetone or strong solvent. Constructed of UV resistant injection molded ABS and polycarbonate. Installs with six #8 FH fasteners (not included). When installing, use silicone sealant on hull or deck surface. Available in black or white.

7 Vents & Fuel Fittings



SCREW-OUT DECK PLATE WITH INTERNAL COLLAR

Injection Molded ABS



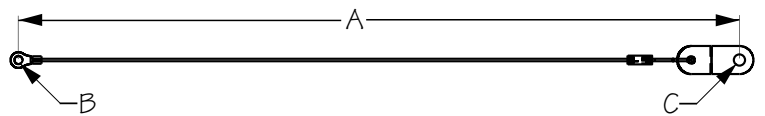
Bulk	Display	A	B	C	D	Color	Fastener	Wt.(lb.)	Std. Pack	
337142	n/a	4-7/16"	5-3/4"	4-1/2"	5-1/8"	White	#8 FH	.18	10 ea	
337147	n/a	4-7/16"	5-3/4"	4-1/2"	5-1/8"	Black	#8 FH	.18	10 ea	
337152	n/a	5-7/16"	6-3/4"	5-1/2"	6-1/8"	White	#8 FH	.31	10 ea	
337157	n/a	5-7/16"	6-3/4"	5-1/2"	6-1/8"	Black	#8 FH	.31	10 ea	
337162	n/a	6-1/2"	8-1/8"	6-1/2"	7-1/4"	White	#8 FH	.46	10 ea	
337167	n/a	6-1/2"	8-1/8"	6-1/2"	7-1/4"	Black	#8 FH	.46	10 ea	
337198	337198-1	Deck plate lanyard - 12"							.01	10 ea / 5 ea
337199	n/a	Lid retaining strap - 8"							.01	10 ea

These Screw-Out Deck Plates are molded to the highest standards. An internal, molded-in collar on the bottom holds deck plate bags or other round containers. Lubricate with Vaseline or Teflon grease. Keep threads clean with hot, soapy water. Avoid contact with acetone or strong solvents. Constructed of UV resistant injection molded ABS. Installs with six #8 FH fasteners (not included). When installing, use silicone sealant on hull or deck surface. Available in black or white.




DECK PLATE LANYARD

304 Stainless Steel



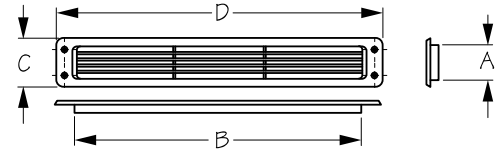
Bulk	Display	A	B	C	Wt.(lb.)	Std. Pack
337198	337198-1	12"	#6 RH	#10 RH	.01	10 ea / 5 ea

This Deck Plate Lanyard is designed to retain deck plate lids. Fits all Sea-Dog® Deck Plates. Constructed of corrosion resistant 304 stainless steel. Attaches to lid with #6 RH fastener (included) and to the interior hull with a #10 RH fastener (not included).



LOUVERED VENTILATORS

Injection Molded ABS



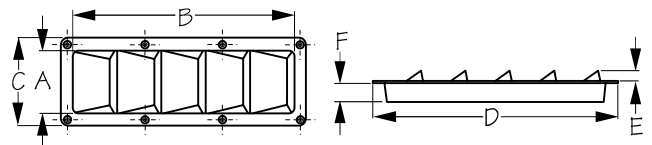
Bulk	Display	Color	A (Cutout Size)	B	C	D	Vent Area	Fastener	Wt.(lb.)	Std. Pack
337210	337210-1	White	1-7/8"	15-1/2"	2-5/8"	17-1/2"	18.56 in ²	#8 FH	.26	10 ea
337211	337211-1	Black	1-7/8"	15-1/2"	2-5/8"	17-1/2"	18.56 in ²	#8 FH	.26	10 ea

These Louvered Ventilators are designed to be used in conjunction with a collector box to facilitate air intake and exhaust. Avoid contact with acetone or strong solvents. Constructed of impact resistant injection molded ABS. Installs with four #8 FH fasteners (not included). Available in black or white. Interchangeable with Attwood® vent #1494.



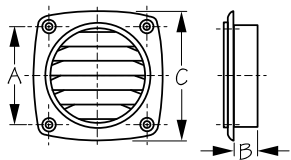
LOUVERED VENT

Injection Molded ABS



Bulk	Display	Color	A (Cutout Size)	B	C (Overall Size)	D	E	F	Wt.(lb.)	Std. Pack
337290	n/a	White	3-5/8"	12-1/8"	4-3/4"	13-1/4"	9/16"	1-1/16"	.35	1 ea
337291	n/a	Black	3-5/8"	12-1/8"	4-3/4"	13-1/4"	9/16"	1-1/16"	.35	1 ea

These Louvered Vents are designed to be used in conjunction with a collector box to facilitate air intake and exhaust. Avoid contact with acetone or strong solvents. Constructed of impact resistant injection molded ABS. Installs with eight #8 FH fasteners (not included). Available in black or white.



THRU VENT

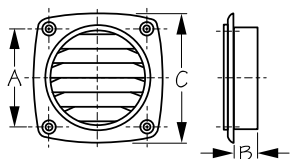
Injection Molded Polypropylene



Bulk	Display	Color	A	B	C (Overall)	Hose/Hole Size	Vent Area	Fastener	Wt.(lb.)	Std. Pack
337310	n/a	White	2-13/16"	5/8"	3-11/16"	3"	3.04 in ²	#8 FH	.07	10 ea
337320	n/a	Black	2-13/16"	5/8"	3-11/16"	3"	3.04 in ²	#8 FH	.07	10 ea

These Thru Vents are designed for cabin or bilge ventilation. For use with 3" exhaust hose. Constructed of UV resistant injection molded polypropylene. Installs with four #8 FH fasteners (not included). Available in black or white. Vent area 3.04 in².

- Available in custom colors for large volume orders



THRU VENT

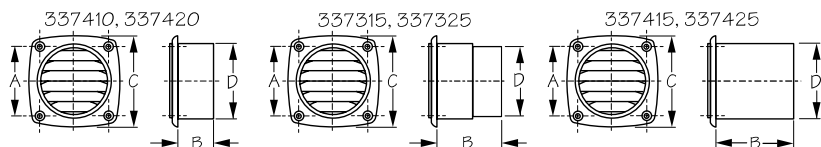
Injection Molded ABS



Bulk	Display	Color	A	B	C (Overall)	Hose/Hole Size	Vent Area	Fastener	Wt.(lb.)	Std. Pack
337311	n/a	White	2-13/16"	5/8"	3-11/16"	3"	3.04 in ²	#8 FH	.07	10 ea
337321	n/a	Black	2-13/16"	5/8"	3-11/16"	3"	3.04 in ²	#8 FH	.07	10 ea
337341	n/a	Tan	2-13/16"	5/8"	3-11/16"	3"	3.04 in ²	#8 FH	.07	10 ea

These Thru Vents are designed for cabin or bilge ventilation. For use with 3" exhaust hose. Avoid contact with acetone or strong solvents. Constructed of UV and impact resistant injection molded ABS. Installs with four #8 FH fasteners (not included). Available in black, white, or tan. Vent area 3.04 in².

- Available in custom colors for large volume orders



HOSE THRU VENT

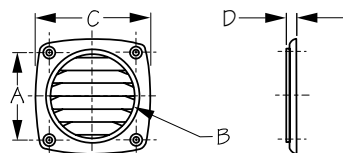
Injection Molded ABS



Bulk	Display	Color	A	B	C (Overall)	D (Hose/Hole Size)	Vent Area	Fastener	Wt.(lb.)	Std. Pack
337325	n/a	Black	2-13/16"	2-7/16"	3-11/16"	3"/3-1/8"	3.04 in ²	#8 FH	.16	10 ea
337420	n/a	Black	3-9/16"	1-3/8"	4-15/16"	4"	4.05 in ²	#8 FH	.19	10 ea
337425	n/a	Black	3-9/16"	3"	4-15/16"	4"	4.05 in ²	#8 FH	.27	10 ea
337315	n/a	White	2-13/16"	2-7/16"	3-11/16"	3"/3-1/8"	3.04 in ²	#8 FH	.16	10 ea
337410	n/a	White	3-9/16"	1-3/8"	4-15/16"	4"	4.05 in ²	#8 FH	.19	10 ea
337415	n/a	White	3-9/16"	3"	4-15/16"	4"	4.05 in ²	#8 FH	.27	10 ea

These Hose Thru Vents are designed for cabin or bilge ventilation. For use with 3" or 4" exhaust hose. Avoid contact with acetone or strong solvents. Constructed of UV resistant injection molded ABS. Installs with four #8 FH fasteners (not included). Available in black or white.

- Available in custom colors for large volume orders



FLUSH THRU VENT

Injection Molded ABS



Bulk	Display	Color	A	B	C (Overall)	D	Hose/Hole Size	Vent Area	Wt.(lb.)	Std. Pack
337326	337326-1	Black	2-13/16"	2-3/4"	3-11/16"	5/16"	Up to 3"	3.04 in ²	.07	10 ea
337426	337426-1	Black	3-9/16"	3-3/4"	4-15/16"	5/16"	Up to 4"	4.05 in ²	.09	10 ea
337316	337316-1	White	2-13/16"	2-3/4"	3-11/16"	5/16"	Up to 3"	3.04 in ²	.07	10 ea
337416	337416-1	White	3-9/16"	3-3/4"	4-15/16"	5/16"	Up to 4"	4.05 in ²	.09	10 ea

These Flush Thru Vents are designed for cabin or bilge ventilation. For use with 3" or 4" exhaust hose. Avoid contact with acetone or strong solvents. Constructed of UV resistant injection molded ABS. Installs with four #8 FH fasteners (not included).

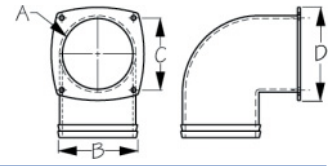
- Available in custom colors for large volume orders

7 Vents & Fuel Fittings



HOSE VENT ELBOW

Injection Molded ABS



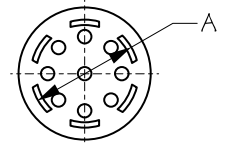
Bulk	Display	A	B (Hose Size)	C	D	Wt.(lb.)	Std. Pack
337350	n/a	2-3/4"	3"	2-13/16"	3-11/16"	.25	1 ea

This Hose Vent Elbow is for use with 3" hose vents to create a 90° bend. Constructed of impact resistant injection molded ABS. Installs with four #8 FH fasteners (not included). Installation hole pattern matches Flush Thru Vents (337316, 337326, and 337590).



VENT PLUG

Injection Molded Nylon



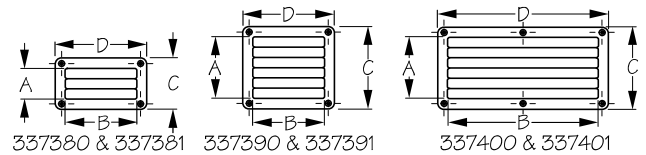
Bulk	Display	A	Vent Area	Per Pack	Color	Wt.(lb.)	Std. Pack
n/a	337360-1	1"	0.11 in ²	4	Natural	.02	5 sets

This Vent Plug is designed to press fit into a 1" diameter round hole. Ideal for venting areas that may be subjected to heat or moisture build-up. Constructed of UV resistant injection molded nylon. Vent area 0.11 in². Four per set.



LOUVERED VENT

Injection Molded ABS



Bulk	Display	A (Cutout Size)	B	C (Overall Size)	D	Color	Vent Area	Fastener	Wt.(lb.)	Std. Pack
337380	337380-1	1-7/8"	4-1/4"	3"	5-1/2"	Black	3.33 in ²	#8 FH	.10	10 ea
337390	337390-1	3-11/16"	4-1/4"	4-7/8"	5-1/2"	Black	6.65 in ²	#8 FH	.16	10 ea
337400	337400-1	3-11/16"	9"	4-7/8"	10-1/8"	Black	13.30 in ²	#8 FH	.30	10 ea
337381	337381-1	1-7/8"	4-1/4"	3"	5-1/2"	White	3.33 in ²	#8 FH	.10	10 ea
337391	337391-1	3-11/16"	4-1/4"	4-7/8"	5-1/2"	White	6.65 in ²	#8 FH	.16	10 ea
337401	337401-1	3-11/16"	9"	4-7/8"	10-1/8"	White	13.30 in ²	#8 FH	.30	10 ea

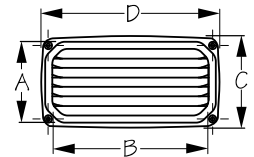
These Louvered Vents are designed to promote air circulation and prevent mold, mildew, and unpleasant odors. Ideal for cabin doors, lockers, dock boxes, etc. Avoid contact with acetone or strong solvents. Constructed of UV resistant injection molded ABS. Installs with #8 FH fasteners (not included). Available in black or white.

- Available in custom colors for large volume orders



LOUVERED VENT

Injection Molded ABS



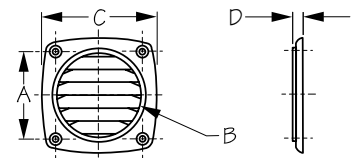
Bulk	Display	Color	A (Cutout Size)	B	C (Overall Size)	D	Vent Area	Fastener	Wt.(lb.)	Std. Pack
337500	n/a	Black	2-15/16"	6-7/8"	3-7/8"	7-7/8"	8.02 in ²	#8 FH	.17	10 ea
337501	n/a	White	2-15/16"	6-7/8"	3-7/8"	7-7/8"	8.02 in ²	#8 FH	.17	10 ea

These Louvered Vents are designed to promote air circulation and prevent mold, mildew, and unpleasant odors. Ideal for cabin doors, lockers, dock boxes, etc. Avoid contact with acetone or strong solvents. Constructed of UV resistant injection molded ABS. Installs with four #8 FH fasteners (not included). Available in black or white.



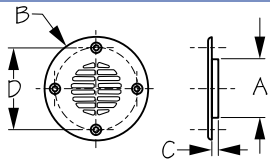
FLUSH THRU VENT

Investment Cast 316 Stainless Steel




Bulk	Display	A	B	C (Overall)	D	Hose/Hole Size	Vent Area	Fastener	Wt.(lb.)	Std. Pack
337590	337590-1	2-7/8"	2-7/8"	3-7/8"	5/16"	Up to 3"	3.04 in ²	#8 FH	.46	1 ea

This Flush Thru Vent is designed for cabin or bilge ventilation. For use with 3" exhaust hose. Constructed of corrosion resistant investment cast 316 stainless steel. Installs with four #8 FH fasteners (not included).



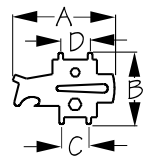
DECK DRAIN

Injection Molded ABS



Bulk	Display	Color	A (Cutout)	B (Overall)	C	D	Vent Area	Fastener	Wt.(lb.)	Std. Pack
340020	340020-1	Black	2-1/2"	4-3/16"	1/4"	3-3/8"	1.70 in ²	#10 FH	.08	10 ea
340040	340040-1	Black	4"	5-5/8"	1/4"	4-13/16"	4.60 in ²	#10 FH	.15	10 ea
340021	340021-1	White	2-1/2"	4-3/16"	1/4"	3-3/8"	1.70 in ²	#10 FH	.08	10 ea
340041	340041-1	White	4"	5-5/8"	1/4"	4-13/16"	4.60 in ²	#10 FH	.15	10 ea
340022	n/a	Gray	2-1/2"	4-3/16"	1/4"	3-3/8"	1.70 in ²	#10 FH	.08	10 ea
340042	n/a	Gray	4"	5-5/8"	1/4"	4-13/16"	4.60 in ²	#10 FH	.15	10 ea

These Deck Drains are designed to drain water from cabin soles of bass, pontoon, and other open deck boats. Can be used to vent lockers, refrigerator cabinets, or as a grille for enclosed horns and speakers. Avoid contact with acetone or strong solvents. Constructed of UV resistant injection molded ABS. Installs with four #10 FH fasteners (not included).



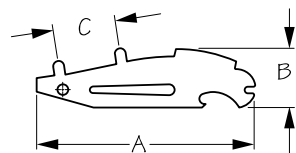
UNIVERSAL DECK FILL KEY

Stamped 304 Stainless Steel



Bulk	Display	A	B	C	D	Wt.(lb.)	Std. Pack
335690	335690-1	4"	2-3/4"	1-1/16"	1-3/16"	.13	10 ea

This Universal Deck Fill Key fits all Sea-Dog® Fuel Fills as well as most other competitors fills. A multi-purpose tool that also functions as a shackle key, bottle opener, straight blade screwdriver, plus 5/16" and 7/16" hex head wrenches. Constructed of corrosion resistant stamped 304 stainless steel.



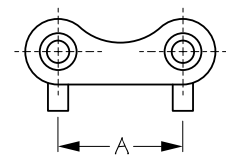
UNIVERSAL DECK FILL KEY - SMALL

Stamped 304 Stainless Steel



Bulk	Display	A	B	C	Wt.(lb.)	Std. Pack
335695	335695-1	4"	1-1/16"	1-1/8"	.06	10 ea

Universal Deck Fill Key fits most deck fills and includes a bottle opener and shackle key. Constructed of corrosion resistant stamped 304 stainless steel.



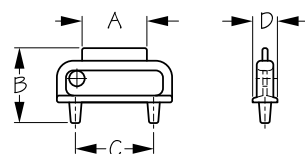
DECK FILL KEY

Investment Cast 316 Stainless Steel



Bulk	Display	A	Wt.(lb.)	Std. Pack
351399	351399-1	1-3/16"	.04	10 ea

Deck Fill Key is for use with all Fill Caps with 1-3/16" holes on center. Fits all cast stainless steel Sea-Dog® Deck Fill Caps (351320-351331 and 351350-351353). Constructed of corrosion resistant investment cast 316 stainless steel.



DECK FILL KEY

Injection Molded Nylon Glass Filled



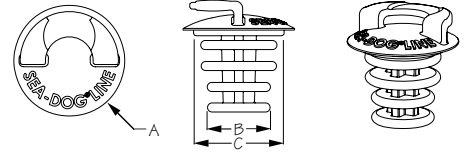
Bulk	Display	A	B	C	D	Wt.(lb.)	Std. Pack
357399	357399-1	1"	1-1/8"	1-3/16"	3/8"	.01	10 ea

Deck Fill Key is for use with all Fill Caps featuring 1-3/16" holes on center. Constructed of UV resistant injection molded nylon.



EMERGENCY DECK FILL PLUG

Nitrile-Buna Rubber



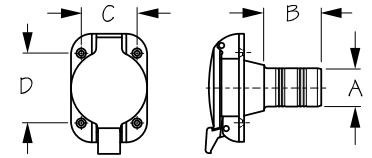
Bulk	Display	A	B	C	Wt.(lb.)	Std. Pack
357390	357390-1	2-3/8"	1-5/16"	1-7/8"	.05	10 ea
n/a	357390-5	Display POP-Emergency Deck Fill Plug-10 pcs.			.50	1 ea

This Emergency Deck Fill Plug is a must for any vessel. Fits most 1-1/2" hose deck fills in the event you lose your cap. For temporary use only until you can replace your OEM cap. Constructed of fuel resistant Nitrile-Buna rubber.



FLIP TOP HOSE GAS FILL

Investment Cast 316 Stainless Steel



Bulk	Display	Marking	A	B	C	D	Fastener	Wt.(lb.)	Std. Pack
351100	n/a	Gas	2" Hose	2-1/2"	2-3/16"	2-3/4"	#10 FH	2.07	1 ea
351110	n/a	Gas	1-1/2" Hose	3"	2-3/16"	2-3/4"	#10 FH	2.04	1 ea
351119	n/a	Stainless Lever & Cap Rebuild Kit						.04	1 ea

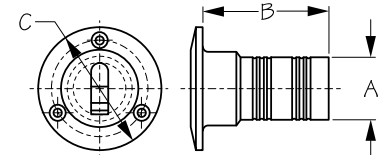
Flip Top Hose Gas Fill features a convenient thumb latch to open the fill. Hinged lid guarantees cap will not fall overboard. Constructed of corrosion resistant investment cast 316 stainless steel. Installs with four #10 FH fasteners (not included). USCG regulations require bonding wire to prevent sparking.

Stainless Lever & Cap Rebuild Kit (351119, pictured right) contains: 1 Lever, 1 Lever Spring, 2 Pivot Pins, 1 Cotter Pin, 1 Cap Spring, and 1 Gasket/Washer.



HOSE DECK FILL WITH KEYLESS CAP

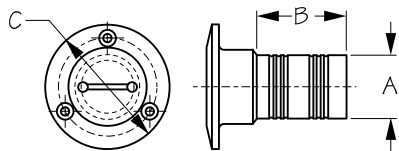
Investment Cast 316 Stainless Steel/Injection Molded Nylon Glass Filled



Bulk	Display	Cap Marking	Cap Color	A	B	C	Fastener	Wt.(lb.)	Std. Pack
351310	351310-1	Gas	Red	1-1/2" Hose	3"	3"	#10 FH	.75	1 ea
351311	351311-1	Diesel	Green	1-1/2" Hose	3"	3"	#10 FH	.75	1 ea
351312	351312-1	Water	Blue	1-1/2" Hose	3"	3"	#10 FH	.75	1 ea
351313	351313-1	Waste	Black	1-1/2" Hose	3"	3"	#10 FH	.75	1 ea
n/a	357090-1	Gas	Red	Replacement Cap				.08	5 ea
n/a	357091-1	Diesel	Green	Replacement Cap				.08	5 ea
n/a	357093-1	Water	Blue	Replacement Cap				.08	5 ea
n/a	357094-1	Waste	Black	Replacement Cap				.08	5 ea
351300	351300-1	None (Body Only) for 1-1/2" Hose						.67	1 ea
OP35701	n/a	Replacement O-Ring for 1-1/2" Deck Fills						.01	10 ea

These Hose Deck Fills with Keyless Caps have a built-in key for easy cap removal. The key can be locked in the upright position to open or close the fill and then recessed into the cap for a flush surface. Cap diameter 1-7/8", thread pitch 11-1/2 NPSM straight. Caps are color-coded for easy deck fill identification, eliminating dangerous and potentially costly problems caused by misidentification. Gas, diesel, and water caps include attachment chains. Constructed of corrosion resistant investment cast 316 stainless steel with molded fiberglass filled nylon cap. Installs with three #10 FH fasteners (not included). USCG regulations require bonding wire to prevent sparking.

- Black Caps With All Markings Available Through Special Order
- Special Order Requirements May Apply
- Custom Colors Available With Large Order



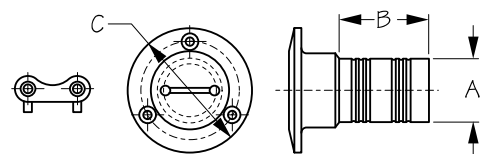
HOSE DECK FILL

Investment Cast 316 Stainless Steel



Bulk	Display	Body Marking	A	B	C	Fastener	Wt.(lb.)	Std. Pack
351320	351320-1	Gas	1-1/2" Hose	3"	3"	#10 FH	.86	1 ea
351321	351321-1	Diesel	1-1/2" Hose	3"	3"	#10 FH	.83	1 ea
351322	351322-1	Water	1-1/2" Hose	3"	3"	#10 FH	.85	1 ea
351323	351323-1	Waste	1-1/2" Hose	3"	3"	#10 FH	.85	1 ea
351300	351300-1	None (Body Only)	1-1/2" Hose	3"	3"	#10 FH	.67	1 ea
351330	n/a	Gas	2" Hose	3-1/4"	3-7/16"	#10 FH	1.12	1 ea
351331	n/a	Diesel	2" Hose	3-1/4"	3-7/16"	#10 FH	1.12	1 ea
351400	n/a	None (Body Only)	2" Hose	3-1/4"	3-7/16"	#10 FH	.90	1 ea
n/a	351390-1	Replacement Cap	1-1/2" Hose				.22	5 ea
351391	351391-1	Replacement Cap	2" Hose				.29	5 ea
OP35701	n/a	Replacement O-Ring for 1-1/2" Deck Fills					.01	10 ea
351399	351399-1	Deck Fill Key - Stainless					.04	10 ea
357399	357399-1	Deck Fill Key - Nylon					.01	10 ea

These Hose Deck Fills feature a slotted cap which requires a key to open and close for extra security. 1-1/2" hose deck fill cap diameter 1-7/8", thread pitch 11-1/2 NPSM straight. 2" hose deck fill cap diameter 2-1/8", thread pitch 11-1/2 NPSM straight. All fills and replacement caps (except waste) include attachment chain. Constructed of corrosion resistant investment cast 316 stainless steel. Installs with three #10 FH fasteners (not included). USCG regulations require bonding wire to prevent sparking.



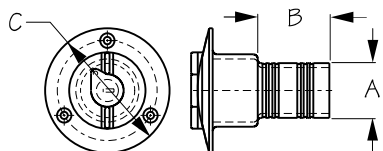
HOSE DECK FILL WITH KEY

Investment Cast 316 Stainless Steel



Bulk	Display	Body Marking	A	B	C	Fastener	Wt.(lb.)	Std. Pack
351320K	n/a	Gas	1-1/2" Hose	3"	3"	#10 FH	.90	1 ea
351322K	n/a	Water	1-1/2" Hose	3"	3"	#10 FH	.90	1 ea
n/a	351390-1	Replacement Cap	1-1/2" Hose				.22	5 ea
OP35701	n/a	Replacement O-Ring for 1-1/2" Deck Fills					.01	10 ea

These Hose Deck Fills include a stainless Deck Fill Key (351399) necessary to open and close the slotted cap. Cap diameter 1-7/8", thread pitch 11-1/2 NPSM straight. Includes attachment chain. Constructed of corrosion resistant investment cast 316 stainless steel. Installs with three #10 FH fasteners (not included). USCG regulations require bonding wire to prevent sparking.



LOCKING HOSE DECK FILL

Investment Cast 316 Stainless Steel



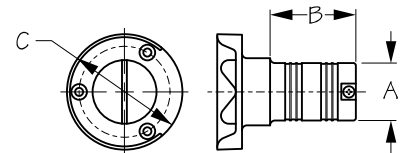
Bulk	Display	Body Marking	A	B	C	Fastener	Wt.(lb.)	Std. Pack
351320L	351320L-1	Gas	1-1/2" Hose	3-1/4"	3-7/16"	#10 FH	1.25	1 ea
351321L	351321L-1	Diesel	1-1/2" Hose	3-1/4"	3-7/16"	#10 FH	1.25	1 ea
351322L	n/a	Water	1-1/2" Hose	3-1/4"	3-7/16"	#10 FH	1.25	1 ea
351330L	n/a	Gas	2" Hose	3-1/4"	3-7/16"	#10 FH	1.35	1 ea
351331L	n/a	Diesel	2" Hose	3-1/4"	3-7/16"	#10 FH	1.35	1 ea
OP35105	n/a	Replacement Attachment Cable					.05	5 ea

These Locking Hose Deck Fills feature a locking cap to prevent fuel theft. Cap spins freely when in the locked position. To unlock the cap, turn key until key hole is inline with the cap tabs (shown in photo). Cap diameter 2-1/8", thread pitch 11-1/2 NPSM straight. Color-coded with international symbols for easy deck fill identification. Includes two keys and cap attachment cable. Constructed of corrosion resistant investment cast 316 stainless steel for long term durability. Installs with three #10 FH fasteners (not included). USCG regulations require bonding wire to prevent sparking.



HOSE DECK FILL WITH GUARD

Investment Cast 316 Stainless Steel



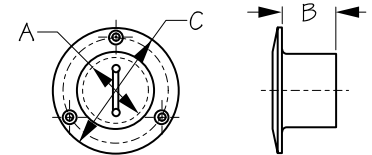
Bulk	Display	Body Marking	A	B	C	Fastener	Wt.(lb.)	Std. Pack
351340	351340-1	Gas	1-1/2" Hose	3"	3"	#10 FH	.84	1 ea
n/a	351393-1	Replacement Cap	1-1/2" Hose				.21	5 ea
351349	n/a	Replacement Gasket For Deck Fill With Guard (351340)				#10 FH	.01	10 ea

These Hose Deck Fills with Splash Guards feature a cap attachment chain and easy-to-use tabs for key-less operation (no deck plate key required). Cap diameter 1-11/16", thread pitch 12 NPSM straight. Fits 1-1/2" ID hose. Constructed of corrosion resistant investment cast 316 stainless steel. Installs with three #10 FH fasteners (not included). USCG regulations require bonding wire to prevent sparking.



PIPE DECK FILL

Investment Cast 316 Stainless Steel



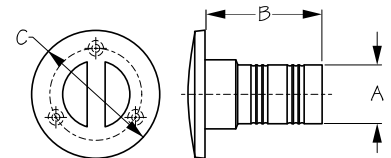
Bulk	Display	Body Marking	A	B	C	Fastener	Wt.(lb.)	Std. Pack
351350	351350-1	Gas	1-1/2"	1-1/2"	3-7/16"	#10 FH	.75	1 ea
351351	351351-1	Diesel	1-1/2"	1-1/2"	3-7/16"	#10 FH	.75	1 ea
351352	351352-1	Water	1-1/2"	1-1/2"	3-7/16"	#10 FH	.75	1 ea
351353	351353-1	Waste	1-1/2"	1-1/2"	3-7/16"	#10 FH	.75	1 ea
n/a	351391-1	Replacement Cap (351350-351353)					.24	5 ea
OP35701	n/a	Replacement O-Ring for 1-1/2" Deck Fills					.01	10 ea
351399	351399-1	Deck Fill Key - Stainless					.04	10 ea
357399	357399-1	Deck Fill Key - Nylon					.01	10 ea

These Pipe Deck Fills are designed to be used in conjunction with 1-1/2" - 11-1/2 NPSM straight threaded pipe. Cap diameter 2-1/8", thread pitch 11-1/2 NPSM straight. All fills and replacement caps (except waste) include attachment chain. Constructed of corrosion resistant investment cast 316 stainless steel. Installs with three #10 FH fasteners (not included). USCG regulations require bonding wire to prevent sparking.



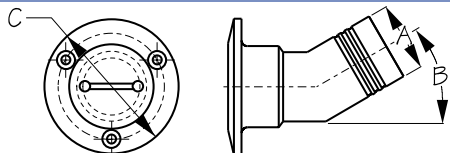
KEY FREE HOSE DECK FILL

Investment Cast 316 Stainless Steel



Bulk	Display	Cap Marking	A	B	C	Fastener	Wt.(lb.)	Std. Pack
351380	351380-1	Gas	1-1/2" Hose	3"	3-1/4"	#10 FH	1.16	1 ea
351381	351381-1	Diesel	1-1/2" Hose	3"	3-1/4"	#10 FH	1.16	1 ea
351382	351382-1	Water	1-1/2" Hose	3"	3-1/4"	#10 FH	1.16	1 ea
351383	351383-1	Waste	1-1/2" Hose	3"	3-1/4"	#10 FH	1.16	1 ea
n/a	351385-1	Replacement Cap - Gas	1-1/2" Hose				.47	1 ea
n/a	351386-1	Replacement Cap - Diesel	1-1/2" Hose				.47	1 ea
n/a	351387-1	Replacement Cap - Water	1-1/2" Hose				.47	1 ea
n/a	351388-1	Replacement Cap - Waste	1-1/2" Hose				.47	1 ea
351480	n/a	Gas	2" Hose	3-1/4"	3-11/16"	#10 FH	1.53	1 ea
351481	n/a	Diesel	2" Hose	3-1/4"	3-11/16"	#10 FH	1.53	1 ea
351485	n/a	Replacement Cap-Gas	2" Hose				.63	1 ea
351486	n/a	Replacement Cap-Diesel	2" Hose				.63	1 ea
351300	351300-1	None (Body Only)	1-1/2" Hose	3"	3"	#10 FH	.67	1 ea
351400	n/a	None (Body Only)	2" Hose	3-1/4"	3-11/16"	#10 FH	.90	1 ea
OP35701	n/a	Replacement O-Ring for 1-1/2" Deck Fills					.01	10 ea

These Key Free Hose Deck Fills feature a cap which covers mounting holes for a clean appearance. 1-1/2" hose deck fill cap diameter 3-1/4", thread pitch 11-1/2 NPSM straight. 2" hose deck fill cap diameter 3-11/16", thread pitch 11-1/2 NPSM straight. All fills and replacement caps (except waste) include attachment chain. Constructed of corrosion resistant investment cast 316 stainless steel. Installs with three #10 FH fasteners (not included). USCG regulations require bonding wire to prevent sparking.



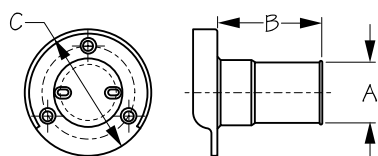
ANGLED HOSE DECK FILL

Investment Cast 316 Stainless Steel



Bulk	Display	Body Marking	A	B	C	Fastener	Wt.(lb.)	Std. Pack	
351520	n/a	Gas	1-1/2" Hose	30°	3"	#10 FH	.86	1 ea	
351521	n/a	Diesel	1-1/2" Hose	30°	3"	#10 FH	.83	1 ea	
351522	n/a	Water	1-1/2" Hose	30°	3"	#10 FH	.85	1 ea	
351523	n/a	Waste	1-1/2" Hose	30°	3"	#10 FH	.85	1 ea	
351500	n/a	None (Body Only)	1-1/2" Hose	30°	3"	#10 FH	.67	1 ea	
351620	n/a	Gas	2" Hose	30°	3-7/16"	#10 FH	1.12	1 ea	
351621	n/a	Diesel	2" Hose	30°	3-7/16"	#10 FH	1.12	1 ea	
OP35701	n/a	Replacement O-Ring for 1-1/2" Deck Fills						.01	10 ea
n/a	351390-1	Replacement Cap (351520-351523)						.22	5 ea
n/a	351391-1	Replacement Cap (351620-351621)						.24	5 ea
OP35105	n/a	Replacement Cap Attachment Cable						.05	5 ea
351399	351399-1	Deck Fill Key - Stainless						.04	10 ea
357399	357399-1	Deck Fill Key - Nylon						.01	10 ea

These 30° Angled Hose Deck Fills feature a slotted cap which requires a key to open and close for extra security. 1-1/2" hose deck fill cap diameter 1-7/8", thread pitch 11-1/2 NPSM straight. 2" hose deck fill cap diameter 2-1/8", thread pitch 11-1/2 NPSM straight. All fills and replacement caps (except waste) include attachment cable (OP35105). Constructed of investment cast 316 stainless steel. Installs with three #10 FH fasteners (not included). USCG regulations require bonding wire to prevent sparking.



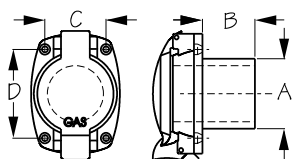
HOSE DECK FILL WITH SPLASH GUARD

Die Cast Zinc Chrome Plated



Bulk	Display	Marking	A	B	C	Fastener	Wt.(lb.)	Std. Pack	
351750	351750-1	Gas	1-1/2" Hose	2-9/16"	3-1/8"	#10 FH	.55	1 ea	
n/a	351755-1	Replacement Cap (351750, 351750-1)						.10	10 ea

This Hose Deck Fill with Splash Guard features a cap with easy-to-use tabs for keyless operation (no deck plate key required). Cap diameter 1-11/16", thread pitch 12 NPSM straight. Fits 1-1/2" ID hose. Includes attachment chain. Constructed of chrome plated die cast zinc. Installs with three #10 FH fasteners (not included). USCG regulations require bonding wire to prevent sparking.



FLIP TOP HOSE GAS FILL

Cast Aluminum



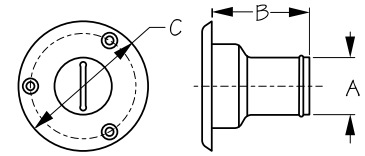
Bulk	Display	Marking	A	B	C	D	Fastener	Wt.(lb.)	Std. Pack
351800	n/a	Gas	2" Hose	1-1/2"	1-3/4"	2-1/2"	#10 FH	.57	1 ea

Flip Top Hose Gas Fill features a convenient thumb latch to open the fill. Hinged lid guarantees cap will not fall overboard. Constructed of cast aluminum, making it ideal for aluminum hull boats. Installs with four #10 FH fasteners (not included). USCG regulations require bonding wire to prevent sparking.



HOSE DECK FILL WITH SLOTTED CAP

Injection Molded Nylon Glass Filled



Bulk	Display	Body Color	Cap Marking	Cap Color	A	B	C	Fastener	Wt.(lb.)	Std. Pack
357010	357010-1	Black	Gas	Red	1-1/2" Hose	2-1/2"	3-3/8"	#10 FH	.21	1 ea
357011	357011-1	Black	Diesel	Green	1-1/2" Hose	2-1/2"	3-3/8"	#10 FH	.21	1 ea
357013	357013-1	Black	Water	Blue	1-1/2" Hose	2-1/2"	3-3/8"	#10 FH	.21	1 ea
357014	357014-1	Black	Waste	Black	1-1/2" Hose	2-1/2"	3-3/8"	#10 FH	.21	1 ea
n/a	357000-1	Black	n/a	Body Only	1-1/2" Hose	2-1/2"	3-3/8"	#10 FH	.15	1 ea
n/a	357015-1	Red - Gas Replacement Cap							.06	1 ea
n/a	357016-1	Green - Diesel Replacement Cap							.06	1 ea
n/a	357017-1	Blue - Water Replacement Cap							.06	1 ea
n/a	357018-1	Black - Waste Replacement Cap							.06	1 ea
351399	351399-1	Deck Fill Key - Stainless							.04	10 ea
357399	357399-1	Deck Fill Key - Nylon							.01	10 ea
OP35701	n/a	Replacement O-Ring for 1-1/2" Deck Fills							.01	10 ea

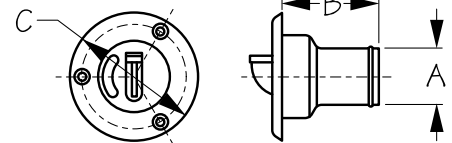
These Hose Deck Fills feature a slotted cap which requires a key to open and close for extra security. Cap diameter 1-7/8", thread pitch 11-1/2 NPSM straight. Caps are color-coded for easy deck fill identification, eliminating dangerous and potentially costly problems caused by misidentification. All fills and replacement caps (except waste) include attachment chain. Constructed of fiberglass filled injection molded nylon. These fills contain no metal and do not require grounding to the boat's electrical system. Installs with three #10 FH fasteners (not included).

- Black Caps With All Markings Available Through Special Order
- Special Order Requirements May Apply
- Custom Colors Available With Large Order



HOSE DECK FILL WITH KEYLESS CAP

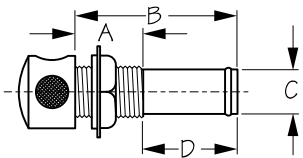
Injection Molded Nylon Glass Filled



Bulk	Display	Body Color	Cap Marking	Cap Color	A	B	C	Fastener	Wt.(lb.)	Std. Pack
357030	357030-1	Black	Gas	Red	1-1/2" Hose	2-1/2"	3-3/8"	#10 FH	.22	1 ea
357031	357031-1	Black	Diesel	Green	1-1/2" Hose	2-1/2"	3-3/8"	#10 FH	.22	1 ea
357032	357032-1	Black	Oil	Black	1-1/2" Hose	2-1/2"	3-3/8"	#10 FH	.22	1 ea
357033	357033-1	Black	Water	Blue	1-1/2" Hose	2-1/2"	3-3/8"	#10 FH	.22	1 ea
357034	357034-1	Black	Waste	Black	1-1/2" Hose	2-1/2"	3-3/8"	#10 FH	.22	1 ea
n/a	357092-1	Black - Oil Replacement Cap							.08	5 ea
n/a	357090-1	Red - Gas Replacement Cap							.08	5 ea
n/a	357091-1	Green - Diesel Replacement Cap							.08	5 ea
n/a	357093-1	Blue - Water Replacement Cap							.08	5 ea
n/a	357094-1	Black - Waste Replacement Cap							.08	5 ea
n/a	357000-1	Black (Body Only)							.15	5 ea
OP35701	n/a	Replacement O-Ring for 1-1/2" Deck Fills							.01	10 ea

These Hose Deck Fills feature a built-in key for easy cap removal. The key can be locked in the upright position to open or close the fill and then recessed into the cap for a flush surface. Cap diameter 1-7/8", thread pitch 11-1/2 NPSM straight. Caps are color-coded for easy deck fill identification, eliminating dangerous and potentially costly problems caused by misidentification. Gas, diesel, and water caps include attachment chains. Constructed of fiberglass filled injection molded nylon. These fills contain no metal and do not require grounding to the boat's electrical system. Installs with three #10 FH fasteners (not included). Will not work with pressurized oil injection systems. Connect deck fill to reservoir via hose (not included).

- Black Caps With All Markings Available Through Special Order
- Special Order Requirements May Apply
- Custom Colors Available With Large Order



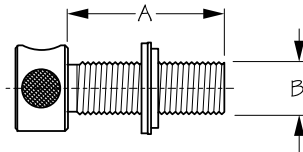
GAS TANK VENT

Machined Brass Chrome Plated



Bulk	Display	A	B	C	D	Wt.(lb.)	Std. Pack
352010	352010-1	15/16"	2-1/4"	5/8" Hose	1-5/16"	.21	10 ea

This Gas Tank Vent provides the needed air flow to maintain proper fuel flow while filling and during use. Vents compensate for changes in tank level due to consumption, as well as temperature related expansion and contraction. Designed to prevent vacuum build up during use, which can disrupt fuel delivery. They also double as a pressure release valve for the gas tank. Helps prevent fuel spills, blow-back, and ensures fumes vent outboard instead of inside the boat. Two screens provide a barrier to keep unwanted contaminants from entering the tank. An integral 5/8" hose barb securely connects vent hose. Constructed of chrome plated machined brass.



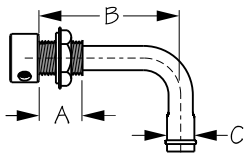
GAS TANK VENT - ALL THREAD

Machined Brass Chrome Plated



Bulk	Display	A	B	Wt.(lb.)	Std. Pack
352020	352020-1	1-13/16"	5/8"-18 NF	.21	10 ea

This All Thread Gas Tank Vent provides the needed air flow to maintain proper fuel flow while filling and during use. Vents compensate for changes in tank level due to consumption, as well as temperature related expansion and contraction. Designed to prevent vacuum build-up during use, which can disrupt fuel delivery they also double as a pressure release valve for the gas tank. Helps prevent fuel spills, blow-back, and ensures fumes vent outboard instead of inside the boat. Two screens provide a barrier to keep unwanted contaminants from entering the tank. Integral 5/8"-18 NH threads to securely connect vent hose. Constructed of chrome plated machined brass.



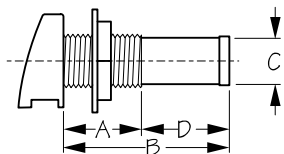
GAS TANK VENT 90°

Machined Brass Chrome Plated



Bulk	Display	A	B	C	Wt.(lb.)	Std. Pack
352030	352030-1	7/8"	2-3/8"	5/8" Hose	.27	10 ea

This 90° Gas Tank Vent provides the needed air flow to maintain proper fuel flow while filling and during use. Vents compensate for changes in tank level due to consumption, as well as temperature related expansion and contraction. Designed to prevent vacuum build-up during use, which can disrupt fuel delivery they also double as a pressure release valve for the gas tank. Helps prevent fuel spills, blow-back, and ensures fumes vent outboard instead of inside the boat. An integral 5/8" hose barb securely connects vent hose at a 90° angle. Constructed of chrome plated machined brass.



GAS TANK VENT

Die Cast Zinc Chrome Plated



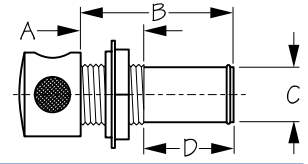
Bulk	Display	A	B	C	D	Wt.(lb.)	Std. Pack
352100	352100-1	1"	2-1/8"	5/8" Hose	1-1/8"	.16	10 ea

Gas Tank Vents provide the needed air flow to maintain proper fuel flow while filling and during use. Vents compensate for changes in tank level due to consumption, as well as temperature related expansion and contraction. Designed to prevent vacuum build-up during use, which can disrupt fuel delivery they also double as a pressure release valve for the gas tank. Helps prevent fuel spills, blow-back, and ensures fumes vent outboard instead of inside the boat. An integral 5/8" hose barb securely connects vent hose. Constructed of chrome plated die cast zinc. Recommended for fresh water use.



GAS TANK VENT

Die Cast Zinc Chrome Plated



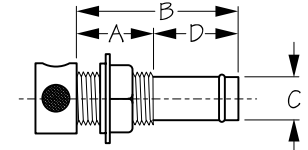
Bulk	Display	A	B	C	D	Wt.(lb.)	Std. Pack
352110	352110-1	3/4"	1-3/4"	5/8" Hose	1"	.16	10 ea

This Gas Tank Vent provides the needed air flow to maintain proper fuel flow while filling and during use. Vents compensate for changes in tank level due to consumption as well as temperature related expansion and contraction. Designed to prevent vacuum build up during use which can disrupt fuel delivery they also double as a pressure release valve for the gas tank. Helps prevent fuel spills, blow-back, and ensures fumes vent outboard instead of inside the boat. Two screens provide a barrier to keep unwanted contaminants from entering the tank. An integral 5/8" hose barb securely connects vent hose. Constructed of chrome plated die cast zinc. Recommended for fresh water use.



GAS TANK VENT

Investment Cast 316 Stainless Steel



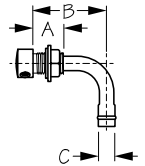
Bulk	Display	A	B	C	D	Wt.(lb.)	Std. Pack
352210	352210-1	1-3/16"	2-1/2"	5/8" Hose	1-5/16"	.21	10 ea

This Gas Tank Vent provides the needed air flow to maintain proper fuel flow while filling and during use. Vents compensate for changes in tank level due to consumption, as well as temperature related expansion and contraction. Designed to prevent vacuum build-up during use, which can disrupt fuel delivery they also double as a pressure release valve for the gas tank. Helps prevent fuel spills, blow-back, and ensures fumes vent outboard instead of inside the boat. Two screens provide a barrier to keep unwanted contaminants from entering the tank. An integral 5/8" hose barb securely connects vent hose. Constructed of corrosion resistant investment cast 316 stainless steel.



GAS TANK VENT 90°

Investment Cast 316 Stainless Steel



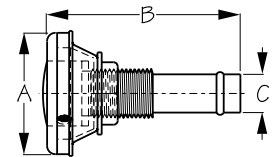
Bulk	Display	A	B	C	Wt.(lb.)	Std. Pack
352230	352230-1	1"	2-5/8"	5/8" Hose	.27	10 ea

This 90° Gas Tank Vent provides the needed air flow to maintain proper fuel flow while filling and during use. Vents compensate for changes in tank level due to consumption, as well as temperature related expansion and contraction. Designed to prevent vacuum build-up during use, which can disrupt fuel delivery they also double as a pressure release valve for the gas tank. Helps prevent fuel spills, blow-back, and ensures fumes vent outboard instead of inside the boat. Two screens provide a barrier to keep unwanted contaminants from entering the tank. An integral 5/8" hose barb securely connects vent hose at a 90° angle. Constructed of corrosion resistant investment cast 316 stainless steel.



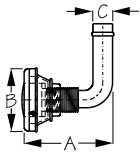
FLUSH MOUNT GAS TANK VENT

Investment Cast 316 Stainless Steel



Bulk	Display	A	B	C	Wt.(lb.)	Std. Pack
353210	353210-1	1-13/16"	3"	5/8" Hose	.30	10 ea

This Flush Mount Gas Tank Vent provides the needed air flow to maintain proper fuel flow while filling and during use. Vents compensate for changes in tank level due to consumption, as well as temperature related expansion and contraction. Designed to prevent vacuum build-up during use, which can disrupt fuel delivery they also double as a pressure release valve for the gas tank. Helps prevent fuel spills, blow-back, and ensures fumes vent outboard instead of inside the boat. An integral 5/8" hose barb securely connects vent hose. Constructed of corrosion resistant investment cast 316 stainless steel.



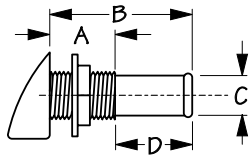
FLUSH MOUNT GAS TANK VENT 90°

Investment Cast 316 Stainless Steel



Bulk	Display	A	B	C	Wt.(lb.)	Std. Pack
353230	353230-1	2-9/16"	1-13/16"	5/8" Hose	.30	10 ea

This Flush Mount 90° Gas Tank Vent provides the needed air flow to maintain proper fuel flow while filling and during use. Vents compensate for changes in tank level due to consumption, as well as temperature related expansion and contraction. Designed to prevent vacuum build-up during use, which can disrupt fuel delivery they also double as a pressure release valve for the gas tank. Helps prevent fuel spills, blow-back, and ensures fumes vent outboard instead of inside the boat. An integral 5/8" hose barb securely connects vent hose at a 90° angle. Constructed of corrosion resistant investment cast 316 stainless steel.



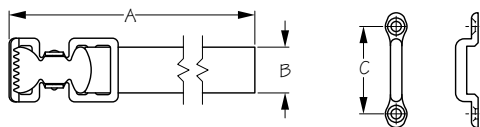
GAS TANK VENT

Injection Molded Nylon



Bulk	Display	A	B	C	D	Color	Wt.(lb.)	Std. Pack
357100	357100-1	1"	2-1/8"	5/8" Hose	1-1/8"	Black	.05	10 ea
357105	357105-1	1"	2-1/8"	5/8" Hose	1-1/8"	White	.05	10 ea

These Gas Tank Vents provide the needed air flow to maintain proper fuel flow while filling and during use. Vents compensate for changes in tank level due to consumption, as well as temperature related expansion and contraction. Designed to prevent vacuum build-up during use, which can disrupt fuel delivery they also double as a pressure release valve for the gas tank. Helps prevent fuel spills, blow-back, and ensures fumes vent outboard instead of inside the boat. An integral 5/8" hose barb securely connects vent hose. Constructed of UV resistant injection molded nylon construction.



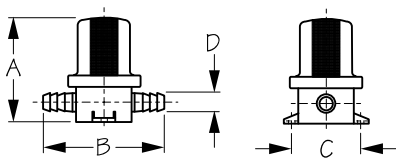
GAS TANK STRAP

Nylon Webbing/304 Stainless Steel



Bulk	Display	A	B	C	Fastener	Wt.(lb.)	Std. Pack
359995	359995-1	6'	1"	2-3/16"	#10 FH	.23	10 ea

This Gas Tank Strap is for use in securing a portable gas tank. Includes: 1" x 6' webbing strap with buckle, two footman's loops, and four #10 FH fasteners. Constructed of nylon webbing with corrosion resistant 304 stainless steel hardware.



IN-LINE WATER STRAINER

Injection Molded Polypropylene/Polycarbonate/Stainless Steel



Bulk	Display	Screen Size	A	B	C	D	Fasteners	Wt.(lb.)	Std. Pack
364135	n/a	50 Mesh	3-9/16"	4-1/16"	2-9/16"	1/2" Hose	#10 RH	.19	1 ea
364136	n/a	50 Mesh	3-9/16"	4-1/16"	2-9/16"	5/8" Hose	#10 RH	.19	1 ea
364137	n/a	1/16" Mesh	3-9/16"	4-1/16"	2-9/16"	3/4" Hose	#10 RH	.21	1 ea
364190	n/a	Polycarbonate cover for strainer						.06	1 ea
n/a	364195-1	Replacement 50 Mesh screen						.02	10 ea
n/a	364196-1	Replacement 1/16" Mesh screen						.04	10 ea
364199	n/a	Buna 70 O-Ring replacement strainer gasket						.01	10 ea

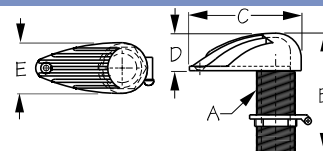
These In-Line Water Strainers contain a removable, clear lens for easy cleaning and changing of filter. Filter should be mounted above water level line and on suction side of pump. Constructed of injection molded polypropylene, polycarbonate, and stainless steel. Filter is interchangeable with Jabsco.

7 Vents & Fuel Fittings



HIGH SPEED PIPE INTAKE STRAINER

Investment Cast 316 Stainless Steel



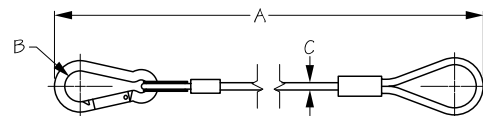
Bulk	Display	A	B	C	D	E	Wt.(lb.)	Std. Pack
369575	n/a	1"	4-1/8"	3-7/8"	1-1/4"	1-5/8"	1.11	1 ea

High Speed Pipe Intake Strainer features 1" - 11-1/2 NPSM straight threads. Includes grounding stud. Constructed of corrosion resistant investment cast 316 stainless steel.



OUTBOARD MOTOR CABLE

Vinyl Coated Galvanized Steel Wire



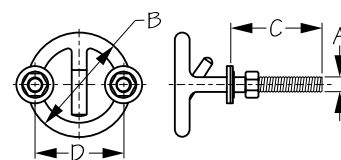
Bulk	Display	A	B	C	Wt.(lb.)	Std. Pack
n/a	371599-1	4'-2"	11/16"	3/16"	.19	5 ea

Outboard Motor Cable is used to secure the motor to the bracket during transport. 4'-2" total length. Includes Sea-Dog® Snap Hook (156060). Constructed of vinyl coated galvanized steel wire.



TRANSOM MOUNT SKI TOW - STUD STYLE

Formed 316 Stainless Steel



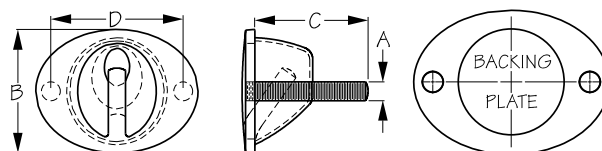
Bulk	Display	A	B	C	D	Wt.(lb.)	Std. Pack
371631	371631-1	3/8"	2-1/2"	2-1/4"	2-3/16"	.58	5 ea
371633	371633-1	3/8"	3"	2-1/4"	2-5/8"	.65	5 ea
371644	371644-1	1/2"	3-1/2"	3"	3"	1.28	5 ea

These Stud Style Transom Mount Ski Tows are designed to bolt through the transom for maximum strength. Constructed of corrosion resistant AISI formed 316 stainless steel rod.



FLUSH MOUNT SKI TOW

Investment Cast 316 Stainless Steel



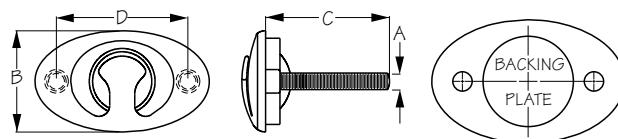
Bulk	Display	A	B	C	D	Wt.(lb.)	Std. Pack
371833	n/a	3/8"	2-7/8"	2-1/4"	3-1/16"	.50	5 ea

This Flush Mount Ski Tow has been redesigned to give your transom an updated look. Stud centers allow direct replacement of our most popular standard Ski Tow (371644) with just the addition of a 2-1/8" hole. Includes backing plate. Constructed of corrosion resistant investment cast 316 stainless steel.




FLUSH MOUNT SKI TOW

Investment Cast 316 Stainless Steel



Bulk	Display	A	B	C	D	Wt.(lb.)	Std. Pack
371840	n/a	3/8"	2-3/16"	2-13/16"	3"	1.05	1 ea

This Flush Mount Ski Tow gives your transom an updated look. Stud centers allow direct replacement of most popular standard ski tows. Includes backing plate. Constructed of corrosion resistant investment cast 316 stainless steel.



8

-
- | | |
|---------------------|-------------------------|
| Navigation Lights | Battery Accessories |
| Dome Lights | Switches & Dimmers |
| Berth Lights | Windshield Wipers |
| Utility Lights | Windshield Wiper Motors |
| Courtesy Lights | Horn Buttons |
| LED Lights | Ignition Switches |
| Halogen Lights | Kill Switches |
| Spot & Flood Lights | |
| Spreader Lights | |

2013

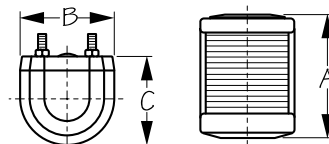
Lights &
Switches

8 Lights & Switches



MASTHEAD LIGHT

Injection Molded Polycarbonate/Stamped Stainless Steel



Bulk	Display	A	B	C	Wt.(lb.)	Std. Pack
400001	400001-1	2-7/8"	2-3/16"	2-1/8"	.25	5 ea
441035	441035-1	Replacement Bulb (Festoon Style)			.01 / .02	10 ea / 10 pr

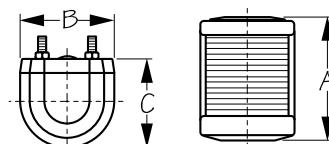
This Masthead Light is for replacement of existing lighting (not for new construction). Constructed of injection molded polycarbonate with stamped stainless steel.

These navigation lights do not meet the USCG 33 CFR 183.810/ABYC standard A-16 from 2016, but can be used as replacement lights on vessels manufactured before 11/1/2003.



STERN LIGHT

Injection Molded Polycarbonate/Stamped Stainless Steel



Bulk	Display	A	B	C	Wt.(lb.)	Std. Pack
400002	400002-1	2-7/8"	2-3/16"	2-1/8"	.25	5 ea
441035	441035-1	Replacement Bulb (Festoon Style)			.01 / .02	10 ea / 10 pr

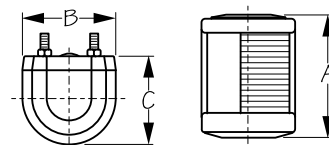
This Stern Light is for replacement of existing lighting (not for new construction). Constructed of injection molded polycarbonate with stamped stainless steel.

These navigation lights do not meet the USCG 33 CFR 183.810/ABYC standard A-16 from 2016, but can be used as replacement lights on vessels manufactured before 11/1/2003.



SIDE MOUNT LIGHTS

Injection Molded Polycarbonate/Stamped Stainless Steel



Bulk	Display	A	B	C	Position	Wt.(lb.)	Std. Pack
400003	400003-1	2-7/8"	2-3/16"	2-1/8"	Port	.27	5 ea
400004	400004-1	2-7/8"	2-3/16"	2-1/8"	Starboard	.27	5 ea
441035	441035-1	Replacement Bulb (Festoon Style)				.01 / .02	10 ea / 10 pr

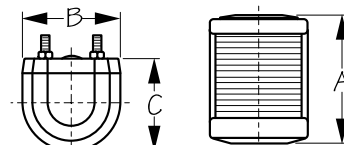
These Side Mount Lights are for replacement of existing lighting (not for new construction). Constructed of injection molded polycarbonate with stamped stainless steel.

These navigation lights do not meet the USCG 33 CFR 183.810/ABYC standard A-16 from 2016, but can be used as replacement lights on vessels manufactured before 11/1/2003.



COMBINATION BOW LIGHT

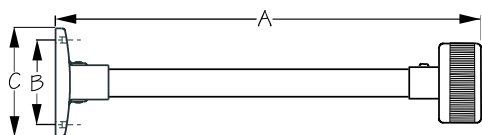
Injection Molded Polycarbonate/Stamped Stainless Steel



Bulk	Display	A	B	C	Wt.(lb.)	Std. Pack
400005	400005-1	2-7/8"	2-3/16"	2-1/8"	.25	5 ea
441035	441035-1	Replacement Bulb (Festoon Style)			.01 / .02	10 ea / 10 pr

This Combination Bow Light is for replacement of existing lighting (not for new construction). Constructed of injection molded polycarbonate with stamped stainless steel.

These navigation lights do not meet the USCG 33 CFR 183.810/ABYC standard A-16 from 2016, but can be used as replacement lights on vessels manufactured before 11/1/2003.



LED FIXED MOUNT ALL AROUND LIGHT

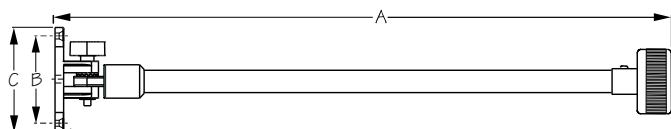
Injection Molded Nylon/Aluminum



Bulk	Display	A	B	C	NMMA Type Accepted #	Fastener	Wt.(lb.)	Std. Pack
n/a	400010-1	4"	2-3/8"	2-15/16"	2513178	#8 FH	.16	1 ea
n/a	400011-1	7-1/2"	2-3/8"	2-15/16"	2513979	#8 FH	.20	1 ea

LED Fixed Mount All Around Lights are approved for USCG 2NM (Colreg 2 mile). Constructed of injection molded nylon and aluminum. Installs with two #8 FH fasteners (not included). 12VDC.

All USCG approved navigation lights must be mounted properly to provide the correct visual alignment and allow unimpeded sight lines. Please refer to USCG regulations for 1 NM and 2 NM navigation lights for more information.



LED FOLD DOWN ALL AROUND LIGHT

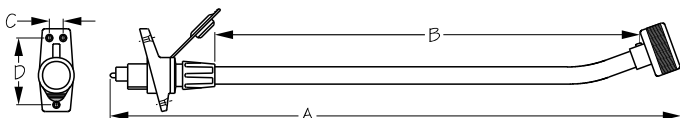
Injection Molded Nylon/Aluminum



Bulk	Display	A	B	C	NMMA Type Accepted #	Fastener	Wt.(lb.)	Std. Pack
400012	400012-1	9"	1-7/8"	2-1/2"	2513980	#8 FH	.29	1 ea
n/a	400013-1	24"	1-7/8"	2-1/2"	2513981	#8 FH	.42	1 ea

LED Fold Down 360° All Around Lights are approved for USCG 2NM (Colreg 2 mile). Constructed of injection molded nylon with aluminum tubing. Installs with two #8 FH fasteners (not included). 12VDC. Low amp draw.

All USCG approved navigation lights must be mounted properly to provide the correct visual alignment and allow unimpeded sight lines. Please refer to USCG regulations for 1 NM and 2 NM navigation lights for more information.



LED REMOVABLE ALL AROUND LIGHT

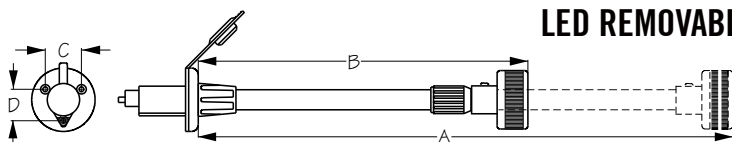
Injection Molded Nylon/Aluminum



Bulk	Display	A	B	C	D	NMMA Type Accepted #	Fastener	Wt.(lb.)	Std. Pack
n/a	400015-1	24-5/8"	18-1/2"	5/8"	2-7/8"	2513982	#8 FH	.40	1 ea

LED Removable 360° All Around Lights are approved for USCG 2NM (Colreg 2 mile). Constructed of injection molded nylon and aluminum. Installs with three #8 FH fasteners (not included). 12VDC. Low amp draw.

All USCG approved navigation lights must be mounted properly to provide the correct visual alignment and allow unimpeded sight lines. Please refer to USCG regulations for 1 NM and 2 NM navigation lights for more information.



LED REMOVABLE TELESCOPIC ALL AROUND LIGHT

Injection Molded Nylon/Aluminum



Bulk	Display	A	B	C	D	NMMA Type Accepted #	Fastener	Wt.(lb.)	Std. Pack
n/a	400016-1	48"	26"	1-5/16"	1-3/16"	2513983	#8 FH	.60	1 ea
n/a	400017-1	60"	34"	1-5/16"	1-3/16"	2513984	#8 FH	1.02	1 ea

LED Removable Telescopic 360° All Around Lights are approved for USCG 2NM (Colreg 2 mile). Constructed of injection molded nylon and aluminum. Installs with three #8 FH fasteners (not included). 12VDC. Low amp draw.

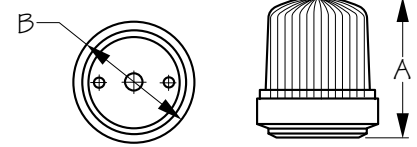
All USCG approved navigation lights must be mounted properly to provide the correct visual alignment and allow unimpeded sight lines. Please refer to USCG regulations for 1 NM and 2 NM navigation lights for more information.

8 Lights & Switches



ALL AROUND LIGHT

Injection Molded Polycarbonate/Stamped Stainless Steel



Bulk	Display	A	B	Fastener	Wt.(lb.)	Std. Pack
400020	400020-1	2-3/4"	2-1/4"	#6 RH	.19	5 ea

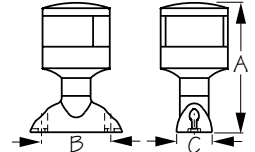
This 360° All Around Light is for replacement of existing lighting (not for new construction). Constructed of impact resistant injection molded polycarbonate and corrosion resistant stamped 304 stainless steel. Installs with two #6 RH fasteners (not included).

These navigation lights do not meet the USCG 33 CFR 183.810/ABYC standard A-16 from 2016, but can be used as replacement lights on vessels manufactured before 11/1/2003.



LED MASTHEAD LIGHT

Injection Molded Polycarbonate



Bulk	Display	A	B	C	D	NMMA Type Accepted #	Fastener	Wt.(lb.)	Std. Pack
400022	400022-1	4-5/16"	2-1/4"	1-1/8"	3"	254282	#12 RH	.24	1 ea

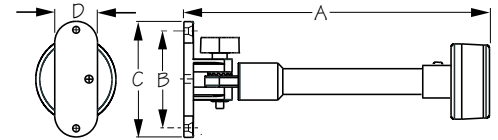
This LED 225° Masthead Light is fixed mounted and approved for USCG 2 NM (Colreg 2 mile). Constructed of UV stabilized injection molded polycarbonate. Installs with two #12 RH fasteners (not included). 12VDC. Low amp draw.

All USCG approved navigation lights must be mounted properly to provide the correct visual alignment and allow unimpeded sight lines. Please refer to USCG regulations for 1 NM and 2 NM navigation lights for more information.



LED FOLD DOWN ALL AROUND PONTOON LIGHT

Injection Molded Nylon/Aluminum



Bulk	Display	A	B	C	D	NMMA Type Accepted #	Fastener	Wt.(lb.)	Std. Pack
400023	400023-1	9"	2-7/8"	3-3/8"	1-1/4"	2549286	#10 FH	.29	1 ea
400026	400026-1	24"	2-7/8"	3-3/8"	1-1/4"	2549287	#10 FH	.42	1 ea

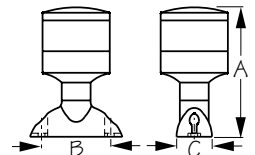
These LED Fold Down 360° All Around Pontoon Lights are approved for USCG 2 NM (Colreg 2 mile). Mounts on 1-1/4" square tubing. Constructed of injection molded nylon and aluminum. Installs with three #10 FH fasteners (not included). 12VDC. Low amp draw.

All USCG approved navigation lights must be mounted properly to provide the correct visual alignment and allow unimpeded sight lines. Please refer to USCG regulations for 1 NM and 2 NM navigation lights for more information.



LED ALL AROUND LIGHT

Injection Molded Polycarbonate



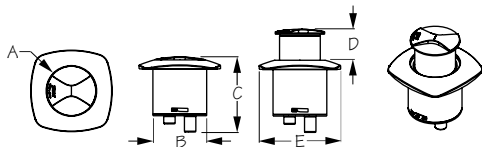
Bulk	Display	A	B	C	D	NMMA Type Accepted #	Fastener	Wt.(lb.)	Std. Pack
400042	400042-1	4-5/16"	2-1/4"	1-1/8"	3"	2549284	#12 RH	.24	1 ea

This LED 360° All Around Light is fixed mounted and approved for USCG 2 NM (Colreg 2 mile). Constructed of UV stabilized injection molded polycarbonate. Installs with two #12 RH fasteners (not included). 12VDC. Low amp draw.

All USCG approved navigation lights must be mounted properly to provide the correct visual alignment and allow unimpeded sight lines. Please refer to USCG regulations for 1 NM and 2 NM navigation lights for more information.

LED POP-OUT COMBINATION BOW LIGHT

Investment Cast 316 Stainless Steel/ABS



Bulk	Display	Light Arc	A	B	C	D	E	NMMA Type Accepted #	Wt.(lb.)	Std. Pack
n/a	400054-3	10 pts	2-3/8"	2-5/8"	3-7/8"	1-3/8"	3-15/16"	2602060	.50	1 ea



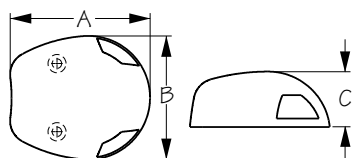
The LED Pop-Out Combination Bow Light is approved for USCG 2 NM (Colreg 2 mile). A simple twist of the cap allows the light to pop up, ready to use when it's switched on. Push the cap down, twist to lock, and light disappears into the deck. Constructed of corrosion resistant investment cast stainless steel cap and bezel. Installs with three #10 fasteners (included). IP67 waterproof rating.

All USCG approved navigation lights must be mounted properly to provide the correct visual alignment and allow unimpeded sight lines. Please refer to USCG regulations for 1 NM and 2 NM navigation lights for more information.



LED COMBINATION BOW LIGHT

Stamped 304 Stainless Steel or Injection Molding ABS



Bulk	Display	A	B	C	NMMA Type Accepted #	Finish	Fastener	Wt.(lb.)	Std. Pack
400058	400058-1	2-9/16"	2-1/4"	1"	2549288	Black	#8 RH	.29	1 ea
400059	400059-1	2-9/16"	2-1/4"	1"	2549289	Stainless	#8 RH	.29	1 ea

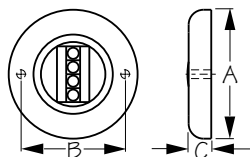
Black LED Combination Bow Light (400058) is approved for USCG 1 NM (Colreg 1 mile) and is constructed of injection molded ABS with a Zamak base. Stainless LED Combination Bow Light (400059) is approved for USCG 2 NM (Colreg 2 mile) and is constructed of corrosion resistant stamped 304 stainless steel with a cast 316 stainless steel base. Installs with two #8 RH fasteners (not included). IP67 waterproof rating.

All USCG approved navigation lights must be mounted properly to provide the correct visual alignment and allow unimpeded sight lines. Please refer to USCG regulations for 1 NM and 2 NM navigation lights for more information.



LED TRANSOM LIGHT - ROUND

Stamped 304 Stainless Steel



Bulk	Display	A	B	C	NMMA Type Accepted #	Finish	Fastener	Wt.(lb.)	Std. Pack
400033	400033-1	3-1/4"	2-1/2"	9/16"	2549283	Stainless	#8 RH	.16	1 ea

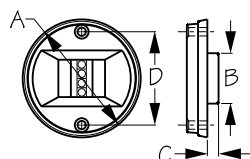
This Round LED Transom Light is approved for USCG 2 NM (Colreg 2 mile). Constructed of corrosion resistant stamped 304 stainless steel. Installs with two #8 RH fasteners (not included).

All USCG approved navigation lights must be mounted properly to provide the correct visual alignment and allow unimpeded sight lines. Please refer to USCG regulations for 1 NM and 2 NM navigation lights for more information.



LED TRANSOM LIGHT - ROUND

Stamped 304 Stainless Steel



Bulk	Display	A	B	C	D	NMMA Type Accepted #	Finish	Fastener	Wt.(lb.)	Std. Pack
n/a	400060-1	3-3/16"	1-3/8"	5/16"	2-1/2"	2513991	Stainless	#12 FH	.15	5 ea

This Round LED Transom Light is approved for USCG 2 NM (Colreg 2 mile). Constructed of corrosion resistant stamped 304 stainless steel. Installs with two #12 FH fasteners (not included). 12V.

All USCG approved navigation lights must be mounted properly to provide the correct visual alignment and allow unimpeded sight lines. Please refer to USCG regulations for 1 NM and 2 NM navigation lights for more information.

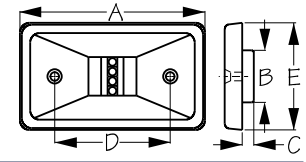


8 Lights & Switches



LED TRANSOM LIGHT - RECTANGULAR

Stamped 304 Stainless Steel



Bulk	Display	A	B	C	D	E	NMMA Type Accepted #	Finish	Wt.(lb.)	Std. Pack
n/a	400065-1	4-3/4"	1-3/8"	5/16"	3"	2-3/4"	2513994	Stainless	.20	5 ea

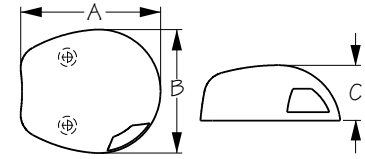
This Rectangular LED Transom Light is approved for USCG 2 NM (Colreg 2 mile). Constructed of corrosion resistant stamped 304 stainless steel. Installs with two #12 FH fasteners (not included). 12V. Does not include gasket.

All USCG approved navigation lights must be mounted properly to provide the correct visual alignment and allow unimpeded sight lines. Please refer to USCG regulations for 1 NM and 2 NM navigation lights for more information.



LED TOP MOUNT SIDE LIGHTS

Stamped 304 Stainless Steel Housing/Investment Cast 316 Stainless Steel Base



Bulk	Display	A	B	C	NMMA Type Accepted #	Finish	Fastener	Wt.(lb.)	Std. Pack
400069	400069-1	2-9/16"	2-1/4"	1"	2549291	Stainless	#8 RH	.58	1 pr

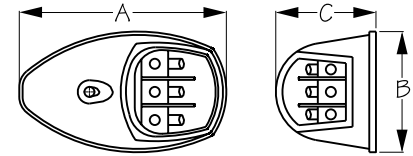
These LED Top Mount Side Navigation Lights are approved for USCG 2 NM (Colreg 2 mile). Includes port and starboard lights. Constructed of corrosion resistant stamped 304 stainless steel with an investment cast 316 stainless steel base. Installs with four #8 RH fasteners (not included). IP67 waterproof rating.

All USCG approved navigation lights must be mounted properly to provide the correct visual alignment and allow unimpeded sight lines. Please refer to USCG regulations for 1 NM and 2 NM navigation lights for more information.



LED SIDE MOUNT LIGHTS

Stamped 304 Stainless Steel or Injection Molded ABS



Bulk	Display	A	B	C	NMMA Type Accepted #	Finish	Fastener	Wt.(lb.)	Std. Pack
n/a	400070-1	3-7/8"	2-1/4"	1-7/8"	2513995	Stainless	#8 FH	.40	6 pr
n/a	400071-1	3-7/8"	2-1/4"	1-7/8"	2513996	White	#8 FH	.34	6 pr
n/a	400073-1	3-7/8"	2-1/4"	1-7/8"	2513997	Black	#8 FH	.34	6 pr

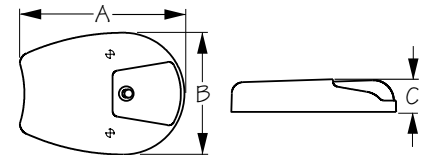
These LED Side Mount Navigation Lights are approved for USCG 2 NM (Colreg 2 mile). Includes port and starboard lights. 400070 is constructed of corrosion resistant stamped 304 stainless steel. 400071 and 400072 are constructed of injection molded ABS. Installs with two #8 FH fasteners (not included).

All USCG approved navigation lights must be mounted properly to provide the correct visual alignment and allow unimpeded sight lines. Please refer to USCG regulations for 1 NM and 2 NM navigation lights for more information.



LED SIDE MOUNT LIGHTS

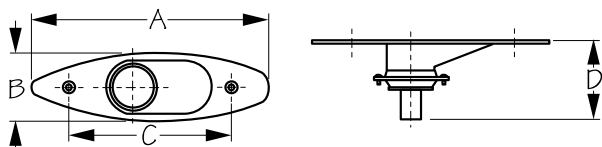
Stamped 304 Stainless Steel or Injection Molded ABS



Bulk	Display	A	B	C	NMMA Type Accepted #	Finish	Fastener	Wt.(lb.)	Std. Pack
400078	400078-1	3-9/16"	2-5/8"	3/4"	2549292	Black	#8 FH	.40	1 pr
400079	400079-1	3-9/16"	2-5/8"	3/4"	2549293	Stainless	#8 FH	.40	1 pr

LED Side Mount Lights (400078) are approved for USCG 1 NM (Colreg 1 mile). LED Side Mount Side Lights (400079) are approved for USCG 2 NM (Colreg 2 mile). Includes port and starboard lights. Constructed of corrosion resistant stamped 304 stainless steel or injection molded ABS. Installs vertically with two #8 FH fasteners (not included). 12VDC. Low amp draw.

All USCG approved navigation lights must be mounted properly to provide the correct visual alignment and allow unimpeded sight lines. Please refer to USCG regulations for 1 NM and 2 NM navigation lights for more information.



LED FLUSH MOUNT SIDE LIGHTS

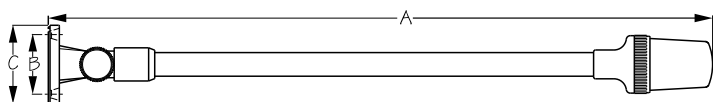
Stamped 304 Stainless Steel



Bulk	Display	Light Arc	A	B	C	D	NMMA Type Accepted #	Fastener	Wt.(lb.)	Std. Pack
400080	400080-1	10 pts.	7-3/4"	2-5/16"	5-5/16"	2-11/16"	2549294	#8 RH	.68	1 pr

LED Flush Mount Side Lights are approved for USCG 1 NM (Colreg 1 mile). Direct replacement for 400180. Includes port and starboard lights. Constructed of corrosion resistant stamped 304 stainless steel. Installs with four #8 RH fasteners (not included). 12V.

All USCG approved navigation lights must be mounted properly to provide the correct visual alignment and allow unimpeded sight lines. Please refer to USCG regulations for 1 NM and 2 NM navigation lights for more information.



FOLD DOWN ALL AROUND LIGHT

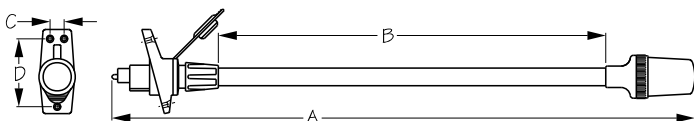
Injection Molded Nylon/Aluminum



Bulk	Display	A	B	C	Fastener	Wt.(lb.)	Std. Pack
n/a	400110-1	26-3/16"	1-15/16"	2-1/2"	#10 FH	.41	1 ea
n/a	400111-1	Replacement Lens				.03	10 ea
441004	441004-1	Replacement Bulb (Double Contact Bayonet Base)				.01 / .02	10 ea / 10 pr

This Fold Down 360° All Around Light is for replacement of existing lighting (not for new construction). Folds down easily for storage. Constructed of injection molded nylon and aluminum with a white translucent lens. Installs with four #10 FH fasteners (not included). 12VDC.

These navigation lights do not meet the USCG 33 CFR 183.810/ABYC standard A-16 from 2016, but do meet the USCG 33 CFR/ABYC standard A-16 from 1997.



REMOVABLE ALL AROUND LIGHT

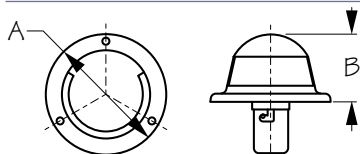
Injection Molded Nylon/Aluminum



Bulk	Display	A	B	C	D	Fastener	Wt.(lb.)	Std. Pack
n/a	400112-1	24-7/8"	16-1/2"	5/8"	2-7/8"	#8 FH	.41	1 ea
n/a	400111-1	Replacement Lens					.03	10 ea
441004	441004-1	Replacement Bulb (Double Contact Bayonet Base)					.01 / .02	10 ea / 10 pr

This Removable 360° All Around Light is for replacement of existing lighting (not for new construction). Includes a removable pole for storage. Constructed of injection molded nylon and aluminum with a white translucent lens. Installs with three #8 FH fasteners (not included). 12VDC.

These navigation lights do not meet the USCG 33 CFR 183.810/ABYC standard A-16 from 2016, but do meet the USCG 33 CFR/ABYC standard A-16 from 1997.



MASTHEAD LIGHT

Stamped 304 Stainless Steel



Bulk	Display	Light Arc	A	B	Fastener	Wt.(lb.)	Std. Pack
400120	400120-1	20 pts	2-5/16"	1-3/8"	#4 RH	.18	1 ea / 5 ea
n/a	400121-1	Replacement Lens			#4 RH	.03	10 ea
OP40011	n/a	Replacement Socket				.06	1 ea
441032	441032-1	Replacement Bulb (Double Contact Bayonet Base)				.01 / .02	10 ea / 10 pr

This 225° Masthead Light is for replacement of existing lighting (not for new construction). Constructed of corrosion resistant stamped 304 stainless steel. Installs with three #4 RH fasteners (not included).

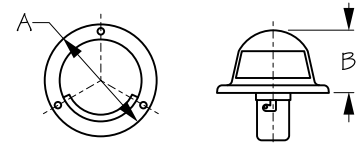
These navigation lights do not meet the USCG 33 CFR 183.810/ABYC standard A-16 from 2016, but do meet the USCG 33 CFR/ABYC standard A-16 from 1997.

8 Lights & Switches



STERN LIGHT

Stamped 304 Stainless Steel



Bulk	Display	Light Arc	A	B	Fastener	Wt.(lb.)	Std. Pack
400130	400130-1	12 pts	2-5/16"	1-3/8"	#4 RH	.16	1 ea / 5 ea
n/a	400121-1	Replacement Lens				.03	10 ea
0P40011	n/a	Replacement Socket				.06	1 ea
441032	441032-1	Replacement Bulb (Double Contact Bayonet Base)				.01 / .02	10 ea / 10 pr

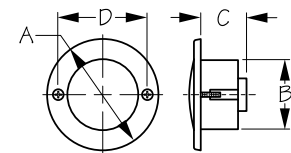
This 135° Stern Light is for replacement of existing lighting (not for new construction). Constructed of corrosion resistant stamped 304 stainless steel. Installs with three #4 RH fasteners (not included).

These navigation lights do not meet the USCG 33 CFR 183.810/ABYC standard A-16 from 2016, but do meet the USCG 33 CFR/ABYC standard A-16 from 1997.



TRANSOM LIGHT - ROUND

Stamped 304 Stainless Steel



Bulk	Display	A	B	C	D	Fastener	Wt.(lb.)	Std. Pack
400135	400135-1	3-1/8"	2"	1-1/4"	2-1/2"	#8 FH	.15	1 ea / 5 ea
441035	441035-1	Replacement Bulb (Festoon Style)					.01 / .02	10 ea / 10 pr

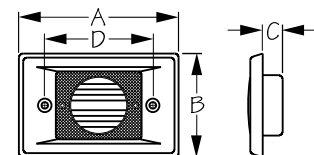
This Round Transom Light is for replacement of existing lighting (not for new construction). Constructed of corrosion resistant stamped 304 stainless steel. Installs with two #8 FH fasteners (not included).

These navigation lights do not meet the USCG 33 CFR 183.810/ABYC standard A-16 from 2016, but do meet the USCG 33 CFR/ABYC standard A-16 from 1997.



TRANSOM LIGHT - RECTANGULAR

Stamped 304 Stainless Steel



Bulk	Display	A	B	C	D	Fastener	Wt.(lb.)	Std. Pack
400136	400136-1	4-3/4"	3"	3/4"	3-1/4"	#10 FH	.30	1 ea / 5 ea
441035	441035-1	Replacement Bulb (Festoon Style)					.01 / .02	10 ea / 10 pr

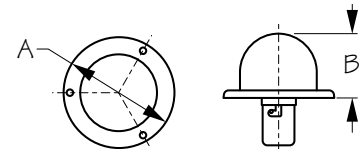
This Rectangular Transom Light is for replacement of existing lighting (not for new construction). Constructed of corrosion resistant stamped 304 stainless steel. Installs with two #10 FH fasteners (not included).

These navigation lights do not meet the USCG 33 CFR 183.810/ABYC standard A-16 from 2016, but do meet the USCG 33 CFR/ABYC standard A-16 from 1997.



ALL AROUND LIGHT

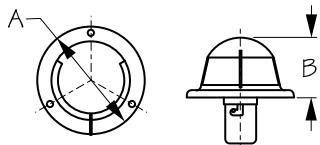
Stamped 304 Stainless Steel



Bulk	Display	Light Arc	A	B	Fastener	Wt.(lb.)	Std. Pack
400140	400140-1	32 pts	2-5/16"	1-5/16"	#4 RH	.14	1 ea / 5 ea
n/a	400121-1	Replacement Lens				.03	10 ea
0P40011	n/a	Replacement Socket				.06	1 ea
441032	441032-1	Replacement Bulb (Double Contact Bayonet Base)				.01 / .02	10 ea / 10 pr

This 360° All Around Light is for replacement of existing lighting (not for new construction). Constructed of corrosion resistant stamped 304 stainless steel. Installs with three #4 RH fasteners (not included).

These navigation lights do not meet the USCG 33 CFR 183.810/ABYC standard A-16 from 2016, but do meet the USCG 33 CFR/ABYC standard A-16 from 1997.



COMBINATION BOW LIGHT - ROUND

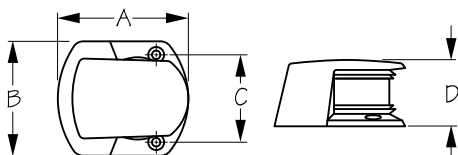
Stamped 304 Stainless Steel



Bulk	Display	Light Arc	A	B	Fastener	Wt.(lb.)	Std. Pack
400150	400150-1	20 pts	2-5/16"	1-3/8"	#4 RH	.18	1 ea / 5 ea
n/a	400151-1	Replacement Lens			#4 RH	.03	10 ea
OP40011	n/a	Replacement Socket				.06	1 ea
441032	441032-1	Replacement Bulb (Double Contact Bayonet Base)				.01 / .02	10 ea / 10 pr

This Round Combination Bow Light is for replacement of existing lighting (not for new construction). Constructed of corrosion resistant stamped 304 stainless steel. Installs with three #4 RH fasteners (not included).

These navigation lights do not meet the USCG 33 CFR 183.810/ABYC standard A-16 from 2016, but do meet the USCG 33 CFR/ABYC standard A-16 from 1997.



COMBINATION BOW LIGHT

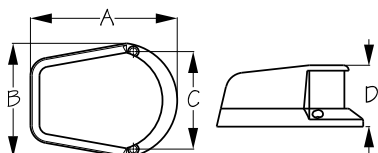
Die Cast Chrome Zinc



Bulk	Display	A	B	C	D	Fastener	Wt.(lb.)	Std. Pack
400155	400155-1	2-7/8"	2-9/16"	1-15/16"	1-1/2"	#10 FH	.50	1 ea / 5 ea
441032	441032-1	Replacement Bulb (Double Contact Bayonet Base)					.01 / .02	10 ea / 10 pr

This Combination Bow Light is for replacement of existing lighting (not for new construction). Constructed of die cast chrome zinc. Installs with two #10 FH fasteners (not included). Recommended for fresh water use.

These navigation lights do not meet the USCG 33 CFR 183.810/ABYC standard A-16 from 2016, but do meet the USCG 33 CFR/ABYC standard A-16 from 1997.



COMBINATION BOW LIGHT - LOW PROFILE

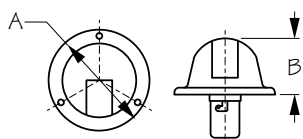
Die Cast Chrome Zinc



Bulk	Display	A	B	C	D	Fastener	Wt.(lb.)	Std. Pack
400157	400157-1	4-1/16"	3-3/16"	2-11/16"	1-11/16"	#10 FH	.36	1 ea / 5 ea
441854	441854-1	Replacement Bulb (Festoon Style)					.01 / .02	10 ea / 10 pr

Low Profile Combination Bow Light is for replacement of existing lighting (not for new construction). Lens can be reversed for under mounting. Constructed of die cast chrome zinc. Installs with two #10 FH fasteners (not included). Recommended for fresh water use.

These navigation lights do not meet the USCG 33 CFR 183.810/ABYC standard A-16 from 2016, but do meet the USCG 33 CFR/ABYC standard A-16 from 1997.



SIDE MOUNT LIGHTS

Stamped 304 Stainless Steel



Bulk	Display	Light Arc	A	B	Fastener	Wt.(lb.)	Std. Pack
400160	400160-1	10 pts	2-5/16"	1-3/8"	#4 RH	.33	1 pr / 5 pr
n/a	400161-1	Replacement Lens				.05	10 pr
OP40011	n/a	Replacement Socket				.06	1 ea
441032	441032-1	Replacement Bulb (Double Contact Bayonet Base)				.01 / .02	10 ea / 10 pr

Side Mount Lights are for replacement of existing lighting (not for new construction). Includes port and starboard lights. Constructed of corrosion resistant stamped 304 stainless steel. Installs with six #4 RH fasteners (not included).

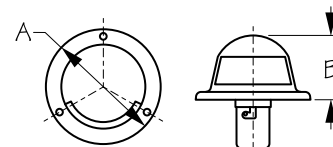
These navigation lights do not meet the USCG 33 CFR 183.810/ABYC standard A-16 from 2016, but do meet the USCG 33 CFR/ABYC standard A-16 from 1997.

8 Lights & Switches



TOP MOUNT SIDE LIGHTS

Stamped 304 Stainless Steel



Bulk	Display	Light Arc	A	B	Fastener	Wt.(lb.)	Std. Pack
400165	400165-1	10 pts	2-5/16"	1-3/8"	#4 RH	.33	1 pr / 5 pr
OP40011	n/a	Replacement Socket				.06	1 ea
n/a	400161-1	Replacement Lens				.05	10 pr
441032	441032-1	Replacement Bulb (Double Contact Bayonet Base)				.01 / .02	10 ea / 10 pr

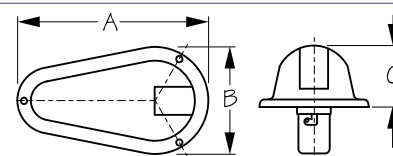
Top Mount Side Lights are for replacement of existing lighting (not for new construction). Includes port and starboard lights. Constructed of corrosion resistant stamped 304 stainless steel. Installs with six #4 RH fasteners (not included).

These navigation lights do not meet the USCG 33 CFR 183.810/ABYC standard A-16 from 2016, but do meet the USCG 33 CFR/ABYC standard A-16 from 1997.



SIDE MOUNT LIGHTS

Stamped 304 Stainless Steel



Bulk	Display	Light Arc	A	B	C	Fastener	Wt.(lb.)	Std. Pack
400170	400170-1	10 pts	4"	2-5/16"	1-3/8"	#4 RH	.45	1 pr / 5 pr
OP40012	n/a	Replacement Socket					.08	1 ea
n/a	400161-1	Replacement Lens					.05	10 pr
441032	441032-1	Replacement Bulb (Double Contact Bayonet Base)					.01 / .02	10 ea / 10 pr

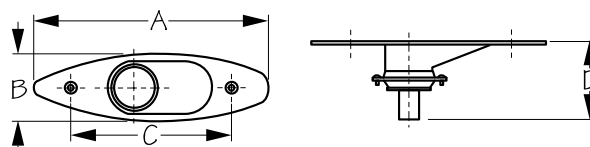
Side Mount Lights are for replacement of existing lighting (not for new construction). Includes port and starboard lights. Constructed of corrosion resistant stamped 304 stainless steel. Installs with six #4 RH fasteners (not included).

These navigation lights do not meet the USCG 33 CFR 183.810/ABYC standard A-16 from 2016, but do meet the USCG 33 CFR/ABYC standard A-16 from 1997.



FLUSH MOUNT SIDE LIGHTS

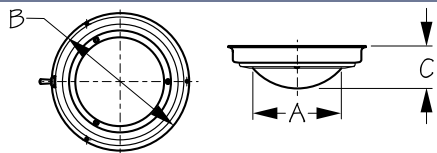
Stamped 304 Stainless Steel



Bulk	Display	Light Arc	A	B	C	D	Fastener	Wt.(lb.)	Std. Pack
400180	400180-1	10 pts	7-3/4"	2-5/16"	5-5/16"	2-11/16"	#8 RH	.68	1 pr / 5 pr
n/a	400181-1	Replacement Lens						.05	10 pr
OP40010	n/a	Replacement Socket Assembly						.05	1 ea
441032	441032-1	Replacement Bulb (Double Contact Bayonet Base)						.01 / .02	10 ea / 10 pr

Flush Mount Side Lights are approved for USCG 1 NM (A-16). Includes port and starboard lights. Constructed of corrosion resistant stamped 304 stainless steel. Installs with four #8 RH fasteners (not included).

All USCG approved navigation lights must be mounted properly to provide the correct visual alignment and allow unimpeded sight lines. Please refer to USCG regulations for 1 NM and 2 NM navigation lights for more information.



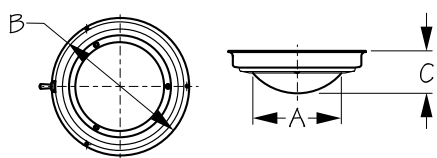
DOME LIGHT

Stamped 304 Stainless Steel



Bulk	Display	A	B	C	Fastener	Wt.(lb.)	Std. Pack
400190	400190-1	4"	5-1/2"	2"	#4 RH	.60	1 ea / 5 ea
400200	400200-1	5"	6-3/4"	2-1/8"	#6 RH	.87	1 ea / 5 ea
n/a	400191-1	Replacement Lens 4"				.28	5 ea
n/a	400201-1	Replacement Lens 5"				.36	5 ea
OP40002	n/a	Replacement Switch				.05	1 ea
OP40015	n/a	Replacement Socket Assembly				.03	1 ea
441142	441142-1	Replacement Bulb - for 400200 (Double Contact Bayonet Base)				.01 / .02	10 ea / 10 pr
n/a	442042-1	Double Contact Bayonet Base G4 Adapter				.01	5 ea

These Dome Lights are prewired with an on/off toggle switch and supplied with a 18.4 watt DC double contact bayonet bulb. Can be converted to LED with a bayonet bulb socket adapter (442042-1) BA15D style base and G4 bulb (sold separately). Constructed of corrosion resistant stamped 304 stainless steel. Surface mounts with three RH fasteners (not included). 12VDC.



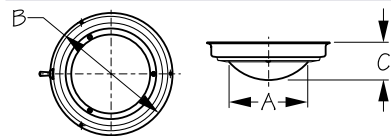
LED DOME LIGHT

Stamped 304 Stainless Steel



Bulk	Display	A	B	C	Fastener	Wt.(lb.)	Std. Pack
400193	400193-1	4"	5-1/2"	2"	#4 RH	.60	1 ea / 5 ea
400203	400203-1	5"	6-3/4"	2-1/8"	#6 RH	.87	1 ea / 5 ea
n/a	400213-1	3"	4-3/8"	1-3/8"	#4 RH	.36	5 ea
n/a	400191-1	Replacement Lens 4"				.28	5 ea
n/a	400201-1	Replacement Lens 5"				.36	5 ea
OP40002	n/a	Replacement Switch				.05	1 ea

These vibration resistant LED Dome Lights are prewired with an on/off toggle switch. With the low current consumption of 0.068 amps @ 12 volts, they give off very little heat and have extremely long service life. Features 12 white LEDs per light. Constructed of corrosion resistant stamped 304 stainless steel. Surface mounts with three RH fasteners (not included).



DOME LIGHT

Stamped Polished Brass



Bulk	Display	A	B	C	Fastener	Wt.(lb.)	Std. Pack
400195	400195-1	4"	5-1/2"	1-13/16"	#4 RH	.60	1 ea / 5 ea
400205	400205-1	5"	6-3/4"	2-1/16"	#6 RH	.87	1 ea / 5 ea
n/a	400201-1	Replacement Lens 5"				.36	5 ea
OP40002	n/a	Replacement Switch				.05	1 ea
OP40015	n/a	Replacement Socket Assembly				.03	1 ea
441142	441142-1	Replacement Bulb (Double Contact Bayonet Base)				.01 / .02	10 ea / 10 pr
n/a	442042-1	Double Contact Bayonet Base G4 Adapter				.01	5 ea

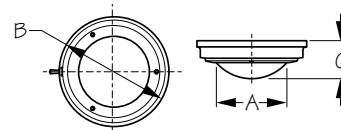
These Dome Lights are prewired with an on/off toggle switch and include an 18.4 watt DC double contact bayonet bulb. Can be converted to LED with bayonet bulb socket adapter (442042-1) BA15D style base and G4 bulb (sold separately). Constructed of stamped polished brass with a lacquer coating to prevent tarnish. Installs with three RH fasteners (not included). 12VDC.

8 Lights & Switches



LED DOME LIGHT

Teak/Stamped Polished Brass



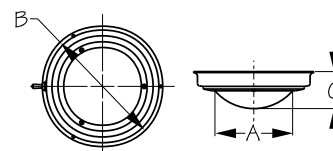
Bulk	Display	A	B	C	Fastener	Wt.(lb.)	Std. Pack
400209	400209-1	5"	6-1/8"	2-1/16"	#8 FH	.95	1 ea / 5 ea
n/a	400201-1	Replacement Lens 5"				.36	5 ea
OP40002	n/a	Replacement Switch				.05	1 ea

This vibration resistant LED Dome Light is prewired with on/off toggle switch. With the low current consumption of 0.068 amps @ 12 volts, they give off very little heat and have extremely long service life. Features 12 white LEDs per light. Constructed of solid teak base with a lacquer coated brass trim ring. Surface mounts with #8 FH fasteners (not included).



LED DOME LIGHT

Stamped Polished Brass



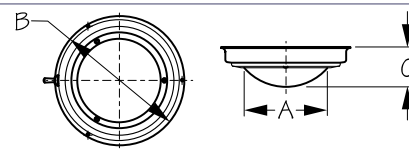
Bulk	Display	A	B	C	Fastener	Wt.(lb.)	Std. Pack
400198	400198-1	4"	5-1/2"	1-13/16"	#4 RH	.60	1 ea / 5 ea
400208	400208-1	5"	6-3/4"	2-1/16"	#6 RH	.87	1 ea / 5 ea
n/a	400201-1	Replacement Lens 5"				.36	5 ea
OP40002	n/a	Replacement Switch				.05	1 ea

These vibration resistant LED Dome Lights are prewired with an on/off toggle switch. With the low current consumption of 0.068 amps @ 12 volts, they give off very little heat and have extremely long service life. Features 18 white LEDs per light. Constructed of stamped polished brass with a lacquer coating to prevent tarnish. Installs with three RH fasteners (not included).



DAY/NIGHT DOME LIGHT

Stamped 304 Stainless Steel



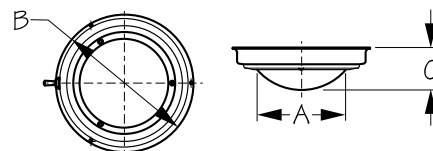
Bulk	Display	A	B	C	Fastener	Wt.(lb.)	Std. Pack
400350	400350-1	5"	6-3/4"	2"	#6 RH	1.03	1 ea / 5 ea
400350DE	n/a	5"	6-3/4"	2"	#6 RH	1.05	1 ea
n/a	400201-1	Replacement Lens 5"				.36	5 ea
441142	441142-1	Replacement Bulb (Double Contact Bayonet Base)				.01 / .02	10 ea / 10 pr
441143	441143-1	Replacement Bulb (Red-Double Contact Bayonet Base)				.01 / .02	10 ea / 10 pr
n/a	442042-1	Double Contact Bayonet Base G4 Adapter				.01	5 ea

These Day/Night Dome Lights are prewired with an on/off/on toggle switch and feature two separate light circuits. Both light circuits are equipped with 18.4 watt DC double contact bayonet bulbs. One circuit uses a clear bulb and the other circuit uses a red night vision bulb. 400350DE has a Deutsch DT04-2 Plug for OEM convenience. Can be converted to LED with bayonet bulb socket adapter (442042-1) BA15D style base and G4 bulbs (sold separately). Constructed of corrosion resistant stamped and polished 304 stainless steel. Surface mounts with three #6 RH fasteners (not included). 12VDC.



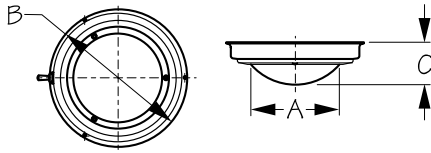
LED DAY/NIGHT DOME LIGHT

Stamped 304 Stainless Steel



Bulk	Display	A	B	C	Fastener	Wt.(lb.)	Std. Pack
400353	400353-1	5"	6-3/4"	2"	#6 RH	1.03	1 ea / 5 ea
n/a	400201-1	Replacement Lens 5"				.36	5 ea

This vibration resistant LED Day/Night Dome Light is prewired with an on/off/on toggle switch and feature two separate light circuits. One circuit uses a clear bulb and the other circuit uses a red night vision bulb. With the low current consumption of 0.068 amps @ 12 volts, they give off very little heat and have extremely long service life. Features 15 white and 5 red LEDs per light. Constructed of corrosion resistant stamped 304 stainless steel. Surface mounts with three #6 RH fasteners (not included).



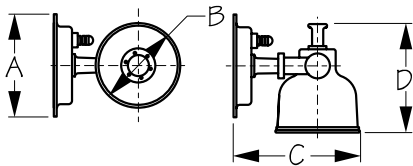
LED DAY/NIGHT DOME LIGHT

Stamped Polished Brass




Bulk	Display	A	B	C	Fastener	Wt.(lb.)	Std. Pack
400358	400358-1	5"	6-3/4"	2-1/8"	#6 RH	.87	1 ea / 5 ea
n/a	400201-1	Replacement Lens 5"				.36	5 ea

This vibration resistant LED Day/Night Dome Light is prewired with an on/off/on toggle switch and features two separate light circuits. One circuit uses a clear bulb and the other circuit uses a red night vision bulb. With the low current consumption of 0.068 amps @ 12 volts, they give off very little heat and feature an extremely long service life. Features 18 white and 12 red LEDs per light. Constructed of stamped polished brass with a lacquer coating to prevent tarnish. Surface mounts with three #6 RH fasteners (not included).



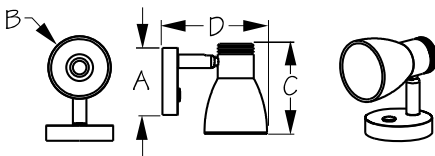
BERTH LIGHT

Machined and Stamped Polished Brass



Bulk	Display	Description	A	B	C	D	Finish	Fastener	Wt.(lb.)	Std. Pack
400400	400400-1	Small	3-9/16"	2-15/16"	4-3/8"	3-3/4"	Brass	#6 RH	.72	5 ea
400410	400410-1	Large	3-9/16"	4-3/8"	6-3/16"	5-1/4"	Brass	#6 RH	.88	5 ea
OP40001	n/a	Replacement Switch							.03	1 ea
441142	441142-1	Replacement Bulb (Double Contact Bayonet Base)							.01 / .02	10 ea / 10 pr
n/a	442042-1	Double Contact Bayonet Base G4 Adapter							.01	5 ea

This Berth Light is prewired with integral on/off switch and includes a 15 watt DC double contact bayonet style bulb. Can be converted to LED with bayonet bulb socket adapter (442042-1) BA150 style base and G4 bulb (sold separately). Designed for bulkhead or wall mounting. Constructed of machined and stamped brass with a lacquer coating to prevent tarnish and solid brass knurled adjusting knobs. The interior surface of the lamp shade is white enamel to reflect more light. Installs with three #6 RH fasteners (not included). 12VDC.



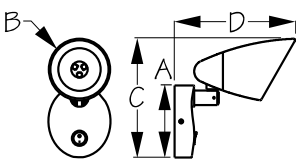
LED CABIN/READING LIGHT WITH TOUCH DIMMER

Brushed Aluminum



Bulk	Display	A	B	C	D	Volts	Finish	Fastener	Wt.(lb.)	Std. Pack
n/a	400710-3	2-1/2"	2-3/8"	3-3/8"	4"	10-24	Brushed	#6 FH	.43	5 ea

LED Cabin/Reading Light with built-in, touch controlled on/dim/off switch. This light features an adjustable direct beam reading light, as well as ambient light for the cabin. Warm white, 3000K Cree bulb provides 270 lumens @ 2W. Works with 12V and 24V systems. Constructed of high quality brushed aluminum. Includes two #6 FH fasteners and Allen wrench.



LED CABIN/READING LIGHT

Plastic



Bulk	Display	A	B	C	D	Volts	Finish	Fastener	Wt.(lb.)	Std. Pack
n/a	400730-3	2-3/4"	2-5/8"	4-3/4"	4-1/4"	10-30	Silver	#6 FH	.22	5 ea

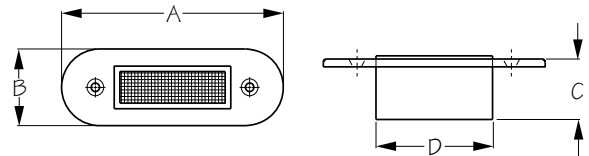
This LED Cabin/Reading Light features an adjustable light angle for directed lighting. G4 LED 2W (warm white) bulb included. Prewired with integral on/off rocker switch. 150 lumens. Installs with four #6 FH fasteners (included). IP55 rating.

8 Lights & Switches



LED COURTESY LIGHT

Plastic/Stamped 304 Stainless Steel



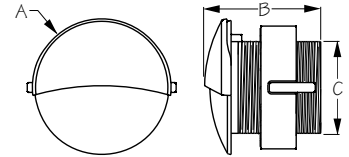
Bulk	Display	A	B	C	D	Lumens	Lens Color	Fastener	Wt.(lb.)	Std. Pack
401240	401240-1	3-5/16"	1-1/8"	7/8"	1-3/4"	55	Clear	#6 FH	.04	10 ea

LED Courtesy Light utilizes three bright, low amp LEDs that have a very long service life. Face plate hides the mounting screws to give this light a sleek, modern look. Low amperage draw of 0.02 amps @ 12VDC produces 55 lumens. Constructed of corrosion resistant stamped 304 stainless steel. Installs with two #6 FH fasteners (not included).



LED FLUSH MOUNT ROUND COURTESY LIGHT

Plastic/Stamped Stainless Steel



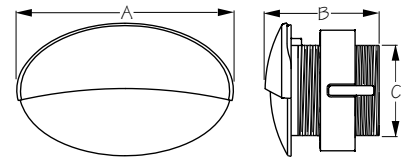
Bulk	Display	A	B	C	Lumens	Stainless Cover	Gasket	Color	Wt.(lb.)	Std. Pack
401270	401270-1	1-1/2"	1-1/4"	1-1/8"	20	Yes/Yes	No/Yes	White	.05	10 ea / 5 ea
401274	401274-1	1-1/2"	1-1/4"	1-1/8"	20	Yes/Yes	No/Yes	Blue	.05	10 ea / 5 ea

These LED Flush Mount Round Courtesy Lights feature a special lens design that aims the light downward while the stainless steel cover focuses the light, preventing it from projecting upwards. Low amperage draw of 0.02 amps @ 12VDC produces 20 lumens. Constructed of plastic and stamped stainless steel. Installs easily in a 1-1/8" diameter hole and is secured by a threaded mounting ring. Available with white or blue LEDs.



LED FLUSH MOUNT OVAL COURTESY LIGHT

Plastic/Stamped Stainless Steel



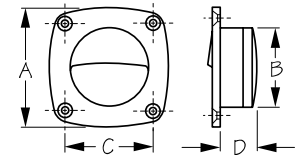
Bulk	Display	A	B	C	Lumens	Stainless Cover	Gasket	Color	Wt.(lb.)	Std. Pack
401275	401275-1	2-1/2"	1-1/4"	1-1/8"	20	Yes/Yes	No/Yes	White	.05	10 ea / 5 ea
401279	401279-1	2-1/2"	1-1/4"	1-1/8"	20	Yes/Yes	No/Yes	Blue	.05	10 ea / 5 ea

These LED Flush Mount Oval Courtesy Lights feature a special lens design that aims the light downward while the stainless steel cover focuses the light, preventing it from projecting upwards. Low amperage draw of 0.02 amps @ 12VDC produces 20 lumens. Constructed of plastic and stamped stainless steel. Installs easily in a 1-1/8" diameter hole and is secured by a threaded mounting ring. Available with white or blue LEDs.



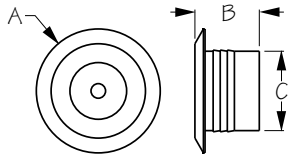
LED UTILITY LIGHT

Injection Molded Delrin



Bulk	Display	A	B	C	D	Color	Finish	Fastener	Wt.(lb.)	Std. Pack
401320	401320-1	2-3/16"	1-3/4"	1-9/16"	11/16"	White	Black	#6 FH	.04	10 ea
401321	401321-1	2-3/16"	1-3/4"	1-9/16"	11/16"	White	White	#6 FH	.04	10 ea
401324	401324-1	2-3/16"	1-3/4"	1-9/16"	11/16"	Blue	Black	#6 FH	.04	10 ea
401325	401325-1	2-3/16"	1-3/4"	1-9/16"	11/16"	Blue	White	#6 FH	.04	10 ea

These LED Utility Lights feature a low amp draw blue or white LED bulb. Constructed of injection molded Delrin for strength, heat resistance, and dimensional stability. Surface mounts with four #6 FH fasteners (not included). Available in black or white.



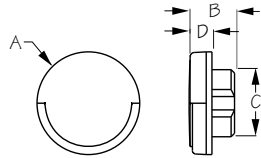
LED SNAP-IN COURTESY LIGHT

Aluminum



Bulk	Display	A	B	C	Color	Wt.(lb.)	Std. Pack
401350	401350-1	1-1/2"	13/16"	1"	White	.03	10 ea / 5 ea
401354	401354-1	1-1/2"	13/16"	1"	Blue	.03	10 ea / 5 ea

These LED Snap-In Courtesy Lights utilize one white or blue low amp LED, keeping power consumption to less than 1 watt. Constructed of durable brushed aluminum. Installs in a 1" diameter hole; no fasteners required. IP67 waterproof rating.



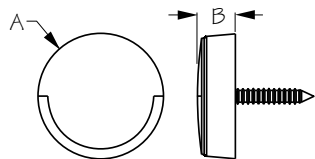
LED COURTESY BUTTON LIGHT/180°

Stamped 304 Stainless Steel/Plastic



Bulk	Display	A	B	C	D	Color	Wt.(lb.)	Std. Pack
401380	401380-1	1-1/2"	11/16"	1"	1/4"	White	.03	10 ea / 5 ea
401384	401384-1	1-1/2"	11/16"	1"	1/4"	Blue	.03	10 ea / 5 ea

These 180° LED Courtesy Button Lights are designed to focus light in any direction needed. Utilizes one white or blue low amp LED, keeping power consumption to less than 1 watt. Constructed of corrosion resistant stamped 304 stainless steel cover with a lightweight plastic body. IP67 waterproof rating.



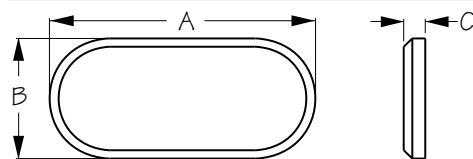
LED SURFACE MOUNT COURTESY LIGHT/180°

Stamped 304 Stainless Steel/Plastic



Bulk	Display	A	B	Color	Fastener	Wt.(lb.)	Std. Pack
401390	401390-1	1-1/2"	1/2"	White	#10 FH	.03	10 ea / 5 ea
401394	401394-1	1-1/2"	1/2"	Blue	#10 FH	.03	10 ea / 5 ea

These 180° LED Surface Mount Courtesy Lights are designed to focus the light in any direction needed. Utilizes one white or blue low amp LED, providing a very long service life. Constructed of corrosion resistant stamped 304 stainless steel cover with a lightweight plastic body. Installs with one #10 FH fastener (attached). IP67 waterproof rating.



LED SURFACE MOUNT COURTESY EDGE LIGHT

Stamped 304 Stainless Steel/Plastic



Bulk	Display	A	B	C	Volts	Color	Fastener	Wt.(lb.)	Std. Pack
401375	401375-1	3-1/8"	1-7/16"	3/16"	12	White	#10 FH	.04	10 ea / 5 ea
401379	401379-1	3-1/8"	1-7/16"	3/16"	12	Blue	#10 FH	.04	10 ea / 5 ea

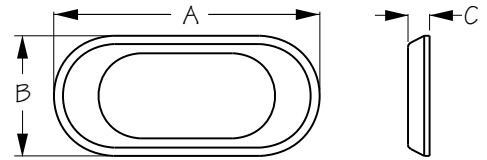
These 360° LED Surface Mount Courtesy Edge Lights utilize three blue or warm white low amp LEDs, providing a very long service life. Constructed of corrosion resistant stamped 304 stainless steel and lightweight plastic. Installs with two #10 FH fasteners (not included). IP65 water resistant rating. 12VDC.

8 Lights & Switches



LED SURFACE MOUNT COURTESY LIGHT

Stamped 304 Stainless Steel/Plastic



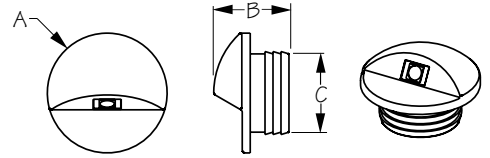
Bulk	Display	A	B	C	Volts	Color	Fastener	Wt.(lb.)	Std. Pack
401405	401405-1	3-1/8"	1-7/16"	3/16"	12	White	#10 FH	.05	10 ea / 5 ea
401409	401409-1	3-1/8"	1-7/16"	3/16"	12	Blue	#10 FH	.05	10 ea / 5 ea

These LED Surface Mount Courtesy Lights utilize three blue or warm white low amp LEDs, providing a very long service life. Constructed of corrosion resistant stamped 304 stainless steel and lightweight plastic. Installs with two #10 FH fasteners (not included). IP65 water resistant rating. 12VDC.



LED ALCOR COURTESY LIGHT

Investment Cast 316 Stainless Steel



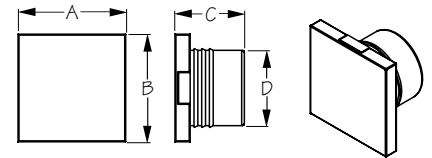
Bulk	Display	A	B	C	Volts	Color	LEDs	Wt.(lb.)	Std. Pack
401412	401412-1	1-1/2"	1"	1"	12	White	1	.12	5 ea
401413	401413-1	1-1/2"	1"	1"	12	Blue	1	.12	5 ea

LED Alcor Courtesy Lights can be mounted to cast light up, down, or to the side, depending on the required application. Constructed of corrosion resistant investment cast 316 stainless steel. Installs in a 1" diameter hole; no fasteners required. Available with one white or blue LED. 12VDC.



LED SQUARE COURTESY LIGHT

Investment Cast 316 Stainless Steel



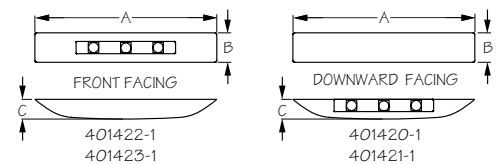
Bulk	Display	A	B	C	D	Volts	Color	LEDs	Wt.(lb.)	Std. Pack
401417	401417-1	1-3/8"	1-3/8"	15/16"	1"	12	White	2	.14	5 ea
401418	401418-1	1-3/8"	1-3/8"	15/16"	1"	12	Blue	2	.14	5 ea

LED Square Courtesy Lights can be mounted to cast light up and down or side to side, depending on the required application. Constructed of corrosion resistant investment cast 316 stainless steel. Installs in a 1" diameter hole; no fasteners required. Available with two white or blue LEDs. 12VDC.



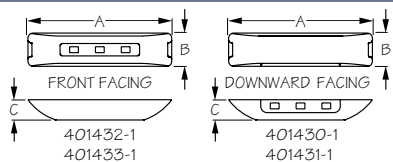
DELUXE LED COURTESY LIGHT - LARGE

Plastic/Investment Cast 316 Stainless Steel



Bulk	Display	A	B	C	Lumens	Volts	Color	Facing	Wt.(lb.)	Std. Pack
n/a	401420-1	3-15/16"	11/16"	7/16"	20	9-28	White	Down	.08	5 ea
n/a	401421-1	3-15/16"	11/16"	7/16"	20	9-28	Blue	Down	.08	5 ea
401422	401422-1	3-15/16"	11/16"	7/16"	20	9-28	White	Forward	.08	5 ea
n/a	401423-1	3-15/16"	11/16"	7/16"	20	9-28	Blue	Forward	.08	5 ea

These Large Deluxe LED Courtesy Lights are available with outward or downward directed light. Feature 3 low amp, long life blue or white LEDs with a 20 lumen output. Constructed of a lightweight plastic body with an investment cast 316 stainless steel cover for a modern, streamlined profile. Installs with two #6 FH fasteners (not included). 9-28VDC. IP67 waterproof rating.



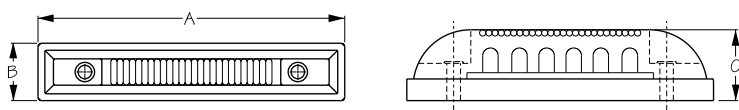
DELUXE LED COURTESY LIGHT - SMALL

Plastic/304 Stamped Stainless Steel



Bulk	Display	A	B	C	Lumens	Volts	Color	Facing	Wt.(lb.)	Std. Pack
n/a	401430-1	2-3/4"	11/16"	3/8"	20	9-28	White	Down	.03	5 ea
n/a	401431-1	2-3/4"	11/16"	3/8"	20	9-28	Blue	Down	.03	5 ea
n/a	401432-1	2-3/4"	11/16"	3/8"	20	9-28	White	Forward	.03	5 ea
n/a	401433-1	2-3/4"	11/16"	3/8"	20	9-28	Blue	Forward	.03	5 ea

These Small Deluxe LED Courtesy Lights are available with outward or downward directed light. Feature 3 low amp, long life blue or white LEDs with a 20 lumen output. Constructed of a lightweight plastic body with an investment cast 316 stainless steel cover for a compact and contemporary design. Installs with two #6 FH fasteners (not included). 9-28VDC. IP67 waterproof rating.



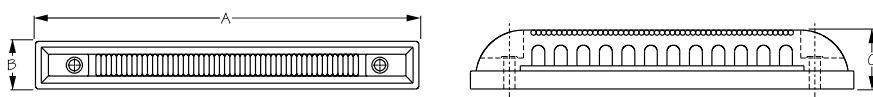
LED STRIP LIGHT

Plastic



Bulk	Display	A	B	C	LEDs	Volts	Color	Fastener	Wt.(lb.)	Std. Pack
401450	401450-1	3-15/16"	3/4"	15/16"	6	12	White	#10 RH	.06	5 ea

This LED Strip Light features 6 low amp LEDs per light. Circuit boards are epoxy potted for a water resistant seal. Constructed of corrosion resistant lightweight plastic. Installs with two #10 RH fasteners (not included). 12VDC.



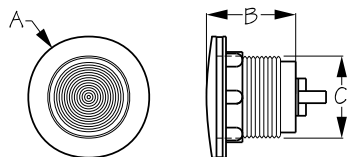
LED STRIP LIGHT

Plastic



Bulk	Display	A	B	C	LEDs	Volts	Color	Fastener	Wt.(lb.)	Std. Pack
401445	401445-1	3-15/16"	3/4"	15/16"	6	12/24	White	#10 RH	.06	5 ea
401446	401446-1	3-15/16"	3/4"	15/16"	6	12/24	Blue	#10 RH	.06	5 ea
401447	401447-1	3-15/16"	3/4"	15/16"	6	12/24	Green	#10 RH	.06	5 ea
401448	401448-1	3-15/16"	3/4"	15/16"	6	12/24	Red	#10 RH	.06	5 ea
401465	401465-1	6"	3/4"	15/16"	12	12/24	White	#10 RH	.12	5 ea
401466	401466-1	6"	3/4"	15/16"	12	12/24	Blue	#10 RH	.12	5 ea
401467	401467-1	6"	3/4"	15/16"	12	12/24	Green	#10 RH	.12	5 ea
401468	401468-1	6"	3/4"	15/16"	12	12/24	Red	#10 RH	.12	5 ea

These LED Strip Lights feature 6 or 12 low amp LEDs per light. Circuit boards are epoxy potted for a waterproof seal. Constructed of corrosion resistant lightweight plastic. Installs with two #10 RH fasteners (included). 12/24VDC. IP67 waterproof rating.



FLUSH MOUNT UTILITY LIGHT

Injection Molded Polycarbonate



Bulk	Display	A	B	C	Wt.(lb.)	Std. Pack
401510	401510-1	2-3/8"	1-13/16"	1-5/8"	.09	10 ea / 5 ea
441906	441906-1	Replacement Bulb (Wedge Base - 9W)			.01 / .02	10 ea / 10 pr

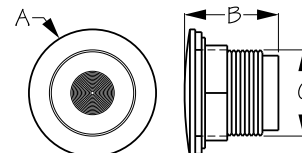
This low profile Flush Mount Utility Light is ideal for livewell applications. Constructed of injection molded polycarbonate with a water resistant gasket and integral molded lens. Installs easily in a 1-5/8" hole and is secured from the back by a threaded mounting ring. 12" wire leads. 12VDC.

8 Lights & Switches



LED LIVEWELL LIGHT

Injection Molded Polycarbonate



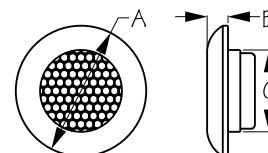
Bulk	Display	A	B	C	Color	Wt.(lb.)	Std. Pack
n/a	401525-1	1-1/2"	1-1/2"	7/8"	White	.05	5 ea
401525B	401525B-1	1-1/2"	1-1/2"	7/8"	Blue	.05	5 ea

These LED Livewell Lights are ideal for livewell applications. Constructed of injection molded polycarbonate with a water resistant gasket and integral molded lens. Easy to install it is secured from the back by a threaded mounting ring. Available with blue or white LEDs.



LED COURTESY LIGHT

Plastic



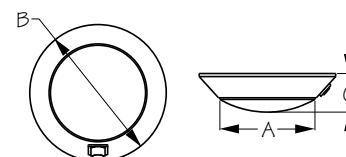
Bulk	Display	A	B	C	Ring Finish	Lumens	LED Color	Fastener	Wt.(lb.)	Std. Pack
401615	401615-1	3-1/8"	1/2"	2"	Chrome	3	Red	#6 FH	.10	1 ea / 5 ea
401617	401617-1	3-1/8"	1/2"	2"	White	3	Red	#6 FH	.10	1 ea / 5 ea
401625	401625-1	3-1/8"	1/2"	2"	Chrome	8	White	#6 FH	.10	1 ea / 5 ea
401627	401627-1	3-1/8"	1/2"	2"	White	8	White	#6 FH	.10	1 ea / 5 ea
401645	401645-1	3-1/8"	1/2"	2"	Chrome	3	Blue	#6 FH	.10	1 ea / 5 ea
401647	401647-1	3-1/8"	1/2"	2"	White	3	Blue	#6 FH	.10	1 ea / 5 ea
401699C	n/a	Replacement Ring			Chrome				.01	1 ea
401699W	n/a	Replacement Ring			White				.01	1 ea

These LED Courtesy Lights feature 9 low amp LEDs per light. White LEDs produce 8 lumens of light, while blue and red LEDs produce 3 lumens. Constructed of corrosion resistant lightweight plastic with a white or chrome finish. Installs with three #6 FH fasteners (included). Recommended for interior use only. 12VDC.



LED DOME LIGHT

Plastic



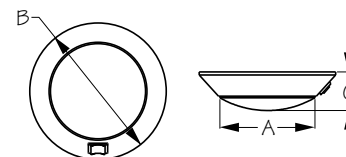
Bulk	Display	A	B	C	Finish	Fastener	Wt.(lb.)	Std. Pack
401725	401725-1	4"	5-3/4"	1-5/8"	Chrome	#8 RH	.25	1 ea / 5 ea
401727	401727-1	4"	5-3/4"	1-5/8"	White	#8 RH	.25	1 ea / 5 ea

These vibration resistant LED Dome Lights are prewired with integral on/off rocker switch. With the low current consumption of 0.068 amps @ 12 volts, they give off very little heat and have extremely long service life. Features 18 white LEDs per light. Constructed of corrosion resistant lightweight plastic with a white or chrome finish. Surface mounts with #8 RH fasteners (not included).



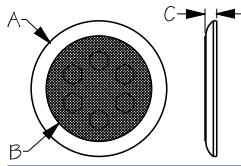
LED DAY/NIGHT DOME LIGHT

Plastic



Bulk	Display	A	B	C	Finish	Fastener	Wt.(lb.)	Std. Pack
401755	401755-1	4"	5-3/4"	1-5/8"	Chrome	#8 RH	.25	1 ea / 5 ea
401757	401757-1	4"	5-3/4"	1-5/8"	White	#8 RH	.25	1 ea / 5 ea

These vibration resistant LED Day/Night Dome Lights are prewired with integral on/off/on rocker switch and feature two separate light circuits. One circuit uses a clear bulb and the other circuit uses a red night vision bulb. With the low current consumption of 0.068 amps @ 12 volts, they give off very little heat and feature an extremely long service life. Features 15 white and 5 red LEDs per light. Constructed of corrosion resistant lightweight plastic with a white or chrome finish. Surface mounts with #8 RH fasteners (not included).



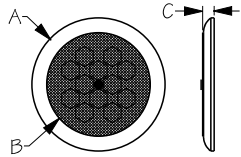
LED LOW PROFILE TASK LIGHT W/O SWITCH

Polished 304 Stainless Steel



Bulk	Display	A	B	C	Ring Finish	Volts	LED Color	Fastener	Wt.(lb.)	Std. Pack
401665	401665-1	2-9/16"	1-3/8"	9/32"	Satin	12-24	White	#6 FH	.09	1 ea / 5 ea

This Low Profile Task Light features 6 warm white LEDs @ 0.2A (100 lumens). This light does not have an integral on/off switch. Constructed with a nickel plated 304 stainless steel bezel for style and corrosion resistance. Installs with two #6 FH fasteners (not included). 12-24VDC. IP67 waterproof rating.



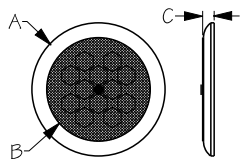
LED LOW PROFILE TASK LIGHT

Polished 304 Stainless Steel



Bulk	Display	A	B	C	Ring Finish	Volts	LED Color	Fastener	Wt.(lb.)	Std. Pack
401666	401666-1	2-9/16"	1-3/8"	9/32"	Satin	12-24	White	#6 FH	.09	1 ea / 5 ea
401676	401676-1	3-3/8"	2-5/8"	9/32"	Satin	12-24	White	#6 FH	.12	1 ea / 5 ea

LED Low Profile Task Lights feature 6 LEDs @ 0.2A (100 lumens) or 12 LEDs @ 0.4A (200 lumens). Integral on/off switch activated by pressing the center of the lens. Constructed with a nickel plated 304 stainless steel bezel for style and corrosion resistance. Installs with two #6 FH fasteners (not included). 12-28VDC. IP65 rating.



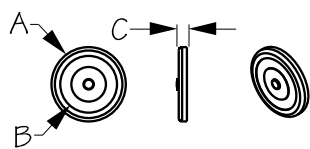
LED LOW PROFILE DAY/NIGHT TASK LIGHT

Polished 304 Stainless Steel



Bulk	Display	A	B	C	Ring Finish	Volts	LED Color	Fastener	Wt.(lb.)	Std. Pack
401679	401679-1	3-3/8"	2-5/8"	9/32"	Satin	12-24	White/Red	#6 FH	.12	1 ea / 5 ea

LED Low Profile Day/Night Task Light features 12 LEDs; 8 warm white @ 0.19A (143 lumens) and 4 red @ 0.06A (43 lumens) for night vision. Integral 3-way switch activates by pressing the center of the lens. Switch goes from on-night/off/on-day. Constructed with a nickel plated 304 stainless steel bezel for style and corrosion resistance. Installs with two #6 FH fasteners (not included). 12-28VDC. IP65 rating. CE compliant.



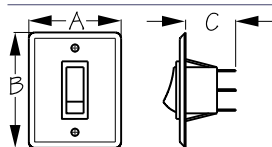
LED LOW PROFILE TASK LIGHT WITH TOUCH ON/DIM/OFF SWITCH

304 Stainless Steel



Bulk	Display	A	B	C	Ring Finish	Volts	LED Color	Fastener	Wt.(lb.)	Std. Pack
n/a	401686-1	2-3/4"	2-1/16"	5/16"	Polished	12-28	White	#6 FH	.08	5 ea

LED Low Profile Task Light with touch dimmer features 24 warm white LEDs @ 0.19A (145 lumens). Integral touch controlled on/dim/off operation, activated by pressing the center button. Memory function turns the light back on at the same brightness level as when it was turned off. Constructed of corrosion resistant, polished 304 stainless steel. Installs with two #6 FH fasteners (not included). 12-28VDC. IP65 rating. CE compliant.



WALL SWITCH PANEL

Stamped 304 Stainless Steel



Bulk	Display	A	B	C	No. of Switches	Finish	Fastener	Wt.(lb.)	Std. Pack
403010	403010-1	2"	2-1/2"	1"	1	Stainless	#6 RH	.08	1 ea / 5 ea
403020	403020-1	2"	2-1/2"	1"	2	Stainless	#6 RH	.08	1 ea / 5 ea

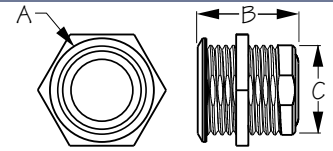
Wall Switch Panels feature one or two black SPDT switches rated @ 15 amps each. Constructed of corrosion resistant stamped 304 stainless steel. Installs with two #6 RH fasteners (not included).

8 Lights & Switches



LED CONTINUOUS ADJUSTMENT DIMMER SWITCH

304 Stainless Steel



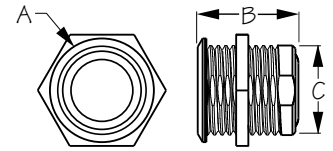
Bulk	Display	A	B	C	Max Amps	Volts	Wt.(lb.)	Std. Pack
403060	403060-1	7/8"	7/8"	3/4"	1.5	12/24	.25	10 ea

LED Continuous Adjustment Dimmer Switch features easy-to-identify color-coded dimming levels. When off, the LED ring is orange; maximum bright, the ring is green; lowest light level, the ring is purple; and in between stages are shades of blue. A short press turns the light on and off, then a longer press activates the dimming/brightening function. Memory function turns the light back on at the same brightness level as when it was turned off. Constructed of corrosion resistant 304 stainless steel. 1.5A max. 12/24VDC. IP67 waterproof rating.



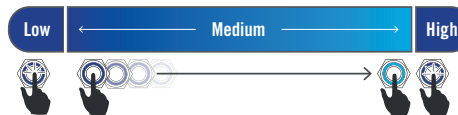
LED CONTINUOUS ADJUSTMENT DIMMER W/O ON/OFF FUNCTION

304 Stainless Steel



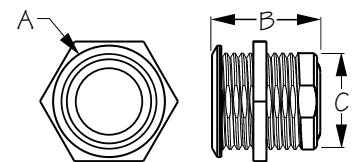
Bulk	Display	A	B	C	Max Amps	Volts	Wt.(lb.)	Std. Pack
403061	403061-1	7/8"	7/8"	3/4"	1.5	12/24	.25	10 ea / 1 ea

This LED Continuous Adjustment Dimmer Without On/Off Function is designed to work with lights that are internally switched. Ideal for Aurora Pop-Up Light (404610-3). A center touch sensor activates the color-coded dimming levels. When powered, the LED ring is dark blue; when adjusting towards maximum brightness, the ring becomes lighter blue; when adjusting towards minimum brightness, the ring becomes darker blue. Memory function turns the light back on at the same brightness level as when it was turned off. Constructed of corrosion resistant 304 stainless steel. 1.5A max. 12/24VDC. IP67 waterproof rating.



LED PUSH BUTTON ON/OFF SWITCH

Formed 304 Stainless Steel



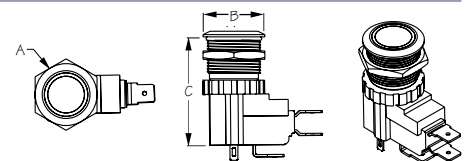
Bulk	Display	A	B	C	Max Amps	Volts	Wt.(lb.)	Std. Pack
403063	403063-1	7/8"	7/8"	3/4"	5	10-24	.25	5 ea / 4 ea

LED Push Button On/Off Switch is prewired for easy installation. Typically wired so LED ring lights up blue when pushing the center button, energizing the circuit. Constructed of corrosion resistant 304 stainless steel. 4A max. 10-24VDC. IP65 rating.



LED PUSH BUTTON ON/OFF SWITCH/HIGH AMP

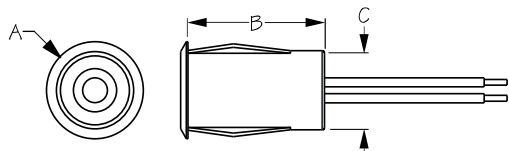
Formed 304 Stainless Steel



Bulk	Display	A	B	C	Max Amps	Volts	Wt.(lb.)	Std. Pack
403064	403064-1	7/8"	3/4"	1-9/16"	25	10-24	.05	5 ea / 4 ea

This High Amp LED Push Button On/Off Switch lights up blue when pushing the center button, energizing the circuit. Installs easily. Wired with three spade terminals. Constructed of corrosion resistant formed 304 stainless steel. 25A max. 10-24VDC. IP65 rating.





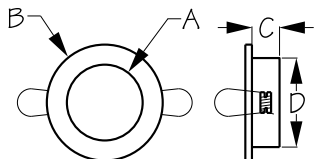
MOTION SENSOR SWITCH

ABS
WATERPROOF
IP 67



Bulk	Display	A	B	C	Max Amps	Volts	Wt.(lb.)	Std. Pack
403066	403066-1	1-1/16"	1-9/16"	7/8"	2	12-30	.25	5 ea

Motion Sensor Switch can be used to activate LED and incandescent lights. The motion detection range is up to 15 feet, with an activation angle of 120°. Activation time is adjustable (10/20/50/70 seconds); factory preset 70 seconds. 2A max. 12-30VDC. IP67 waterproof rating.



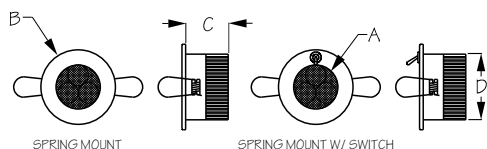
LED OVERHEAD LIGHT

Stamped 304 Stainless Steel



Bulk	Display	A	B	C	D	Mount Style	Lens Color	Finish	Wt.(lb.)	Std. Pack
n/a	404230-3	1-1/2"	2-9/16"	5/8"	1-13/16"	Spring	Clear	Stainless	.12	5 ea
n/a	404232-3	1-1/2"	2-9/16"	5/8"	1-13/16"	Spring	Frosted	Stainless	.12	5 ea
n/a	404330-3	2"	3-3/16"	3/4"	2-7/16"	Spring	Clear	Stainless	.19	5 ea
n/a	404332-3	2"	3-3/16"	3/4"	2-7/16"	Spring	Frosted	Stainless	.19	5 ea
442944	442944-1	Replacement Bulb (LED G4 Base)							.01	5 ea

LED Overhead Lights feature excellent light dispersion and brightness, making them ideal for all accent lighting in cabins, walkways, cockpits, and interior compartments. Spring mounted they are recessed to provide a sleek appearance. G4 LED bulb features 14 white LEDs producing 60 lumens. Constructed of corrosion resistant 304 stainless steel with a brushed finish to compliment any interior. Available in two sizes with a clear or frosted lens. 60 mA, 0.7W @ 12.8VDC.



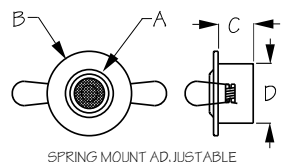
DELUXE HIGH POWER LED OVERHEAD LIGHT

Stamped 304 Stainless Steel



Bulk	Display	A	B	C	D	Switch	Volts	Lux	Wt.(lb.)	Std. Pack
n/a	404510-1	1-5/8"	2-3/4"	1-9/16"	2-7/16"	No	12-28	250	.30	5 ea
n/a	404511-1	1-5/8"	2-3/4"	1-9/16"	2-7/16"	Yes	12-28	250	.31	5 ea

The Deluxe High Power LED Overhead Light features excellent light dispersion and brightness, making it ideal for all accent lighting in cabins, walkways, cockpits, and interior compartments. Spring mounted to fit in a 2-7/16" hole. Constructed of corrosion resistant stamped 304 stainless steel. Available in switched or non-switched versions. 250 lux. 12-28VDC.



DELUXE HIGH POWER LED OVERHEAD LIGHT - ADJUSTABLE ANGLE

Stamped 304 Stainless Steel



Bulk	Display	A	B	C	D	Volts	Lux	Wt.(lb.)	Std. Pack
n/a	404520-1	1-7/16"	2-5/8"	1-1/16"	1-13/16"	12-28	180	.23	5 ea

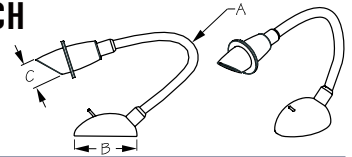
The Deluxe High Power LED Overhead Light features excellent light dispersion and brightness, making it ideal for all accent lighting in cabins, walkways, cockpits, and interior compartments. This light features an adjustable angle to direct light where needed. Spring mounted to fit in a 1-13/16" hole. Constructed of corrosion resistant stamped 304 stainless steel. 180 lux. 12-28VDC.

8 Lights & Switches



DELUXE HIGH POWER LED READING LIGHT - FLEXIBLE W/ SWITCH

Cast 316 Stainless Steel/Chromed Cast Aluminum



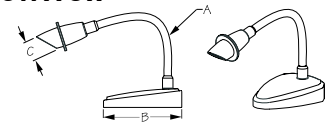
Bulk	Display	A	B	C	Volts	Lux	Wt.(lb.)	Std. Pack
n/a	404541-1	12-3/4"	2-5/8"	1"	12-28	150	.84	5 ea

The Flexible Deluxe High Power LED Reading Light features an integral toggle switch. 12-3/4" flexible chrome cast aluminum neck easily adjusts to direct light where needed. Bright 3W LED bulb produces 150 lux light output. Constructed of corrosion resistant investment cast 316 stainless steel. 12-28VDC.



DELUXE HIGH POWER LED READING LIGHT - FLEXIBLE W/ TOUCH SWITCH

Cast 316 Stainless Steel/Chromed Cast Aluminum



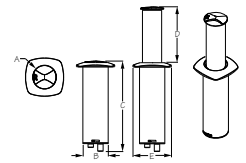
Bulk	Display	A	B	C	Volts	Lux	Wt.(lb.)	Std. Pack
n/a	404546-1	12-3/4"	4-1/4"	1"	12-28	150	1.29	5 ea

This deluxe high-power LED reading light features an integral touch switch. Touch any metal surface to turn the lamp on or off. 12-3/4" flexible chromed cast aluminum neck easily adjusts to direct light where needed. Bright 3W LED bulb produces 150 lux light output. Constructed of corrosion resistant investment cast 316 stainless steel. 12-28VDC.



AURORA LED POP-UP TABLE LIGHT

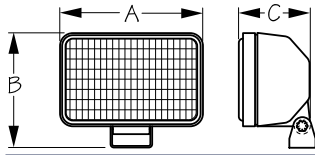
Investment Cast 316 Stainless Steel/ABS



Bulk	Display	A	B	C	D	E	Lumens	Volts	Wt.(lb.)	Std. Pack
n/a	404610-3	2-3/8"	2-5/8"	9-7/8"	5-1/2"	3-15/16"	500	12-24	.65	1 ea
403061	403061-1	LED Continuous Adjustment Dimmer without On/Off function							.25	10 ea / 1 ea

Aurora LED Pop-Up Table Light automatically switches on with a simple twist of the cap, allowing the light to pop-up, ready to use. Push the cap down, twist to lock, and the light switches off and disappears into the table or deck. Can be used with LED Touch Dimmer Switch (403061-1). Constructed of corrosion resistant investment cast 316 stainless steel cap and bezel. Installs with #10 FH fasteners (included). Produces 500 lumens. 12-24V. IP67 waterproof rating.





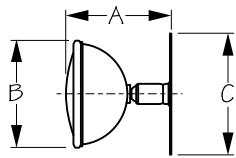
HALOGEN FLOOD LIGHT

Injection Molded Fiberglass Nylon w/ Stamped 304 Stainless Steel Bracket



Bulk	Display	A	B	C	Amps	Volts	Watts	Wt.(lb.)	Std. Pack
n/a	405110-1	6-15/16"	5-5/16"	3-3/16"	4.58	12	55	1.45	1 ea
n/a	405115-1	5-7/8"	4-1/16"	3-3/16"	4.58	12	55	1.08	1 ea
n/a	405120-1	6-15/16"	5-5/16"	3-3/16"	2.91	24	70	1.42	1 ea
n/a	405111-1	Replacement Bulb (12V 55W Halogen - H3 style)						.02	5 ea
n/a	405121-1	Replacement Bulb (24V 70W Halogen - H3 style)						.02	5 ea

This marine grade Halogen Flood Light features H3 style 12V 55W halogen bulb, or 24V 70W halogen bulb. Constructed of fiberglass reinforced injection molded housing for strength and UV resistance, a solid glass lens, and a corrosion resistant stamped 304 stainless steel mounting bracket.



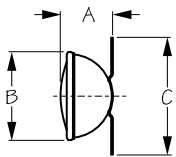
ADJUSTABLE SPREADER LIGHT

Stamped 304 Stainless Steel



Bulk	Display	A	B	C	Candle Power	Fastener	Wt.(lb.)	Std. Pack	
n/a	405210-3	4-1/2"	4-5/8"	5-1/4"	3000	#10 RH	1.12	1 ea	
OP40040	n/a	Replacement Retaining Ring						.05	1 ea
405411	n/a	Replacement Bulb (GE4411)						.59	1 ea

The Adjustable Spreader Light is prewired with two 12V wire leads. Light dome is set on a swiveling base for full maneuverability. Bright 35W sealed beam bulb. 3,000 candlepower. Constructed with a corrosion resistant stamped 304 stainless steel housing. Installs with four #10 RH fasteners (not included).



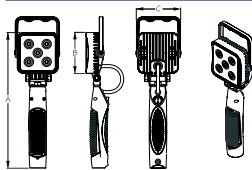
FIXED SPREADER LIGHT

Stamped 304 Stainless Steel



Bulk	Display	A	B	C	Candle Power	Fastener	Wt.(lb.)	Std. Pack	
n/a	405220-3	2-3/4"	4-5/8"	6"	3000	#10 RH	.94	1 ea	
OP40040	n/a	Replacement Retaining Ring						.05	1 ea
405411	n/a	Replacement Bulb (GE4411)						.59	1 ea

The Fixed Spreader Light is prewired with two 12V wire leads. The light dome is set directly on the stainless bracket for a more compact profile. Bright 35W sealed beam bulb. 3,000 candlepower. Constructed with a corrosion resistant stamped 304 stainless steel housing. Installs with two #10 RH fasteners (not included).



LED RECHARGEABLE HANDHELD FLOOD LIGHT

Powder Coated Aluminum/Stamped 304 Stainless Steel Bracket/ABS



Bulk	Display	A	B	C	LEDs	Lumens	Wt.(lb.)	Std. Pack
n/a	405300-3	11"	3-1/4"	3-1/2"	5	1200	.67	1 ea



This marine grade LED Rechargeable Handheld Flood Light features five 3W high intensity Bridgelux LEDs which produce 1200 lumens. Fully adjustable, the handle allows the light to be hung or propped at many different angles to illuminate the task at hand. Includes both a 12VDC and 120VAC charge adapter. Constructed of a black powder coated aluminum housing with a stamped 304 stainless steel bracket and polycarbonate lens. 7.4V 2200MAH rechargeable Li-battery. Run time 3-4 hours. Charging time 3-4 hours. IP65 rating. CE, RoHS compliant.

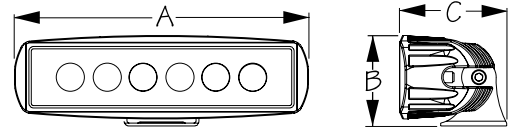


8 Lights & Switches



LED COCKPIT SPREADER LIGHT

Powder Coated Aluminum/Stamped 304 Stainless Steel Bracket



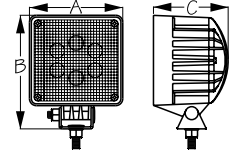
Bulk	Display	A	B	C	LEDs	Amps	Volts	Color	Wt.(lb.)	Std. Pack
n/a	405320-3	6-1/4"	1-7/8"	2-1/4"	6	1	12/24	Black	.67	1 ea
n/a	405321-3	6-1/4"	1-7/8"	2-1/4"	6	1	12/24	White	.67	1 ea

These marine grade LED Cockpit Spreader Lights feature six 3W high intensity Epistar LEDs that produce 1440 lumens. The wide beam polycarbonate lens provides ample illumination for sail trim or deck work. Constructed of a powder coated die cast aluminum housing with a stamped 304 stainless steel mounting bracket. Available in black or white. Low amp draw. 1A @ 12VDC. IP68 waterproof rating. CE, RoHS compliant.



LED SQUARE FLOOD LIGHT

Powder Coated Aluminum/Stamped 304 Stainless Steel Bracket



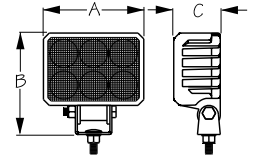
Bulk	Display	A	B	C	LEDs	Amps	Volts	Lumens	Wt.(lb.)	Std. Pack
n/a	405330-3	4"	5"	3-1/2"	6	2	12/24	1000	1.60	1 ea

This marine grade LED Square Flood Light features 6 super bright LEDs that produce 1000 lumens. Constructed of white powder coated aluminum housing with a corrosion resistant stamped 304 stainless steel mounting bracket. Low amp draw. 12/24V. IP68 waterproof rating. 5-year warranty.



LED RECTANGULAR FLOOD LIGHT

Powder Coated Aluminum/Stamped 304 Stainless Steel Bracket



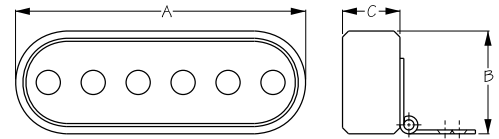
Bulk	Display	A	B	C	LEDs	Amps	Volts	Lumens	Wt.(lb.)	Std. Pack
n/a	405335-3	4-5/16"	4-1/8"	2"	6	1.4	9-36	1500	.99	1 ea

This marine grade LED Flood Light features 6 super bright LEDs that produce 1500 lumens. Constructed of powder coated aluminum housing with a corrosion resistant stamped 304 stainless steel bracket. Low amp draw. 9-36V. IP67 waterproof rating.



LED COMPACT FLOOD & SPREADER LIGHT

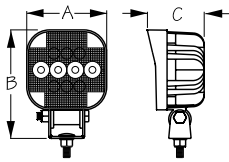
Aluminum/304 Stainless Steel



Bulk	Display	A	B	C	LEDs	Amps	Volts	Lumens	Wt.(lb.)	Std. Pack
n/a	405350-3	6"	2-1/8"	1-3/16"	6	1.25	10-30	1400	.77	1 ea

The LED Compact Flood & Spreader Light features 6 bright 3W LEDs that produce 1400 lumens at a 60° angle flood. Constructed of a machined anodized solid aluminum body with a stainless steel mounting bracket to provide a sleek look and durability. Low amp draw of 1.25A @ 12VDC. 15W total. 10-30VDC.





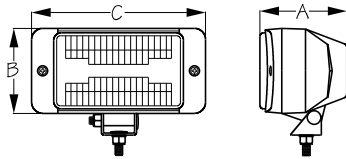
LED SQUARE SPOT/FLOOD LIGHT

Powder Coated Aluminum/Stamped 304 Stainless Steel Bracket



Bulk	Display	A	B	C	LEDs	Amps	Volts	Lumens	Wt.(lb.)	Std. Pack
n/a	405340-3	3-1/2"	4-3/4"	2-3/4"	10	1	9-36	1300	1.14	1 ea

This marine grade LED Square Spot/Flood Light features 10 super bright LEDs (4 Spot / 6 Flood) that produce 1300 lumens. Constructed of a powder coated aluminum housing with a corrosion resistant stamped 304 stainless steel bracket. 9-36V. IP67 waterproof rating.



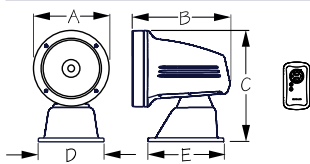
DOCKING LIGHT

Injection Molded Fiberglass Nylon w/ Stamped 304 Stainless Steel Bracket



Bulk	Display	A	B	C	Amps	Volts	Watts	Wt.(lb.)	Std. Pack
405510	n/a	2-7/8"	2-11/16"	5-11/16"	4.58	12	55	.67	1 ea
n/a	405111-1	Replacement Bulb (12V 55W Halogen - H3 style)						.02	5 ea

This Docking Light features a H3 style 12V 55W halogen bulb. Constructed of a fiberglass reinforced injection molded nylon housing for strength and UV resistance with a corrosion resistant stamped 304 stainless steel bracket.



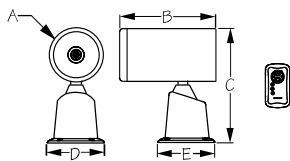
ASA HALOGEN SPOT/FLOOD LIGHT

ASA Plastic



Bulk	Display	A	B	C	D	E	Spot Watts	Flood Watts	Wt.(lb.)	Std. Pack
n/a	405610-3	6-11/16"	8-3/16"	9-5/8"	5-3/4"	6-5/8"	100	90	2.00	1 ea
405969	n/a	Replacement Bulb (H4 style)						.06	5 ea	
n/a	405681-1	Battery Operated Wireless Remote Control for 405610-3						.35	1 ea	
n/a	405691-1	12V Powered Wireless Control Station for 405610-3						.22	1 ea	

ASA Halogen Spot/Flood Light features our control station remote (405691-1) as the primary controller, replacing the traditional joystick remote and RJ-11 phone cable connection. The 12V hardwired controller can be placed up to 100 ft (30 m) away from the light for wireless communication. Battery operated remote control (405681-1) sold separately. 352° horizontal rotation range and 50° vertical range, with jam protection. Spot light draws 8.3A and the flood light draws 7.5A @ 12V. Single speed motor draws 0.5A @ 12V. H4 halogen bulb produces 2500 lumens. IP67 waterproof rating. 5-year warranty.



HALOGEN SPOT/FLOOD LIGHT

Cast 316 Stainless Steel/Stamped 316 Stainless Steel



Bulk	Display	A	B	C	D	E	Spot Watts	Flood Watts	Wt.(lb.)	Std. Pack
n/a	405720-3	4-1/2"	8-1/4"	9-7/8"	4-3/4"	5-3/4"	100	90	4.00	1 ea
405969	n/a	Replacement Bulb (H4 style)						.06	5 ea	
n/a	405682-1	Battery Operated Wireless Remote Control for 405720-3						.35	1 ea	
n/a	405692-1	12V Powered Wireless Control Station for 405720-3						.22	1 ea	

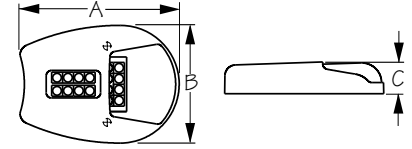
This Halogen Spot/Flood Light features our control station remote (405692-1) as the primary controller, replacing the traditional joystick remote and RJ-11 phone cable connection. The 12V hardwired controller can be placed up to 100 ft (30 m) away from the light for wireless communication. Battery operated remote control (405682-1) sold separately. Cast 316 stainless steel base with a stamped 316 stainless steel body and aluminum reflector for a classic, traditional look with a contemporary flair. Combination 100W/90W halogen bulb produces 165,000 CP spot/90,000 CP flood. 350° horizontal rotation range and 55° vertical range, with jam protection. Spotlight draws 8.3A and the floodlight draws 7.5A @ 12V. Two speed motor draws 0.5A @ 12V. H4 halogen bulb produces 2500 lumens. IP67 waterproof rating. 5-year warranty.

8 Lights & Switches



LED DOCKING LIGHTS

Stamped 304 Stainless Steel



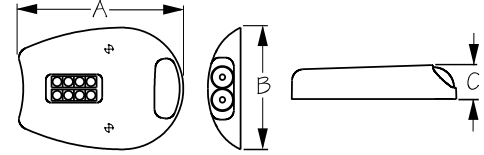
Bulk	Display	A	B	C	LEDs	Lumens	Amp Draw	Fastener	Wt.(lb.)	Std. Pack
405950	405950-1	3-9/16"	2-5/8"	3/4"	32	180	0.28@12V	#8 RH	.19	1 pr

LED Docking Lights feature a sleek, contemporary design. 32 super bright LEDs produce 180 lumens for excellent vision when docking. Constructed of corrosion resistant stamped 304 stainless steel. Surface mounted with two #8 RH fasteners (not included). Low amp draw of 0.28A @ 12VDC.



LED (CREE) DOCKING LIGHTS

Stamped 304 Stainless Steel



Bulk	Display	A	B	C	LEDs	Lumens	Amp Draw	Fastener	Wt.(lb.)	Std. Pack
405951	405951-1	3-9/16"	2-5/8"	3/4"	10	300	0.28@12V	#8 RH	.19	1 pr

These Docking Lights feature two high power Cree LEDs providing 1300 lux light output from the front array, with a focused beam angle of 10° for a concentrated light beam. Eight regular LEDs on the top array have a wide-angle beam of 90° to illuminate a large portion of the dock area. Front lights and top lights can be controlled separately. The lights small footprint makes for easy installation. Constructed of corrosion resistant stamped 304 stainless steel. Surface mounted with two #8 RH fasteners (not included). Low amp draw of 0.28 @ 12VDC produces 300 lumens. IP68 waterproof rating.



LED INDICATOR LIGHTS



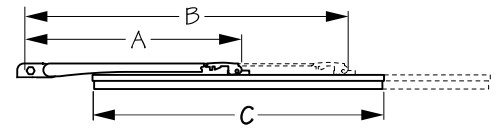
Bulk	Display	A	Volts	Color	Wt.(lb.)	Std. Pack
408111	n/a	3/16"	110 AC	Red	.01	5 ea
408112	n/a	3/16"	110 AC	Green	.01	5 ea
408121	n/a	3/16"	12 DC	Red	.01	5 ea
408122	n/a	3/16"	12 DC	Green	.01	5 ea

LED Indicator Lights can be panel mounted. Recommended wiring: DC voltage - gray wire is positive and black is negative. AC voltage - black wire is hot and gray is neutral.



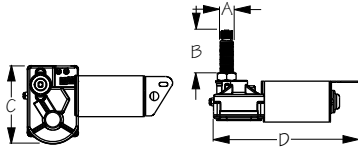
WINDSHIELD WIPER COMPONENTS

Stamped 304 Stainless Steel/Lexan Blades



Bulk	Display	Style	Description	Shaft Size	A	B	C	Wt.(lb.)	Std. Pack
411111	411111-1	Original Style (Hook)	Blade	n/a	n/a	n/a	11"	.07	10 ea
411114	411114-1	Original Style (Hook)	Blade	n/a	n/a	n/a	14"	.09	10 ea
410051	410051-1	New Style (Hinge)	Arm	3/8"	6-11/16"	10-13/16"	n/a	.13	10 ea
410054	410054-1	New Style (Hinge)	Arm	3/8"	9"	14-3/4"	n/a	.14	10 ea
411151	411151-1	New Style (Hinge)	Blade	n/a	n/a	n/a	11"	.07	10 ea
411154	411154-1	New Style (Hinge)	Blade	n/a	n/a	n/a	14"	.09	10 ea

All hook style wiper blades and arms are replacements for Sea-Dog® wipers sold prior to 1993. In addition, the hook style wiper blades and arms will fit most older wipers sold by AFI, Wilcox, NA Taylor, GEM, L.S. Brown, and others. All current Sea-Dog® wipers now come equipped with the new slip-on, hinge-style wiper blades and arms. Verify style prior to ordering. Wiper arms fit all standard and waterproof standard motors with 3/8" shaft diameter. Note: Blades do not fit 413 series arms.



MRV WIPER MOTOR

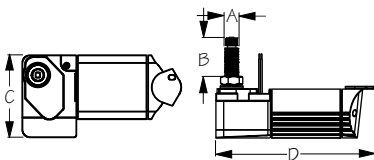
Stamped Powder Coated Steel/304 Stainless Steel



Bulk	Display	Finish	Sweep	(Shaft Dia.) A	(Shaft Len.) B	C	D	Volts/Amps	Wt.(lb.)	Std. Pack
n/a	412111B-3	Black	110°	5/8"	1-1/2"	4"	7-1/4"	12/2	2.65	1 ea
n/a	412111W-3	White	110°	5/8"	1-1/2"	4"	7-1/4"	12/2	2.65	1 ea
n/a	412118B-3	Black	80°	5/8"	1-1/2"	4"	7-1/4"	12/2	2.65	1 ea
n/a	412118W-3	White	80°	5/8"	1-1/2"	4"	7-1/4"	12/2	2.65	1 ea
n/a	412121B-3	Black	110°	5/8"	2-1/2"	4"	7-1/4"	12/2	2.65	1 ea
n/a	412121W-3	White	110°	5/8"	2-1/2"	4"	7-1/4"	12/2	2.65	1 ea
n/a	412128B-3	Black	80°	5/8"	2-1/2"	4"	7-1/4"	12/2	2.65	1 ea
n/a	412128W-3	White	80°	5/8"	2-1/2"	4"	7-1/4"	12/2	2.65	1 ea
n/a	412131B-3	Black	110°	5/8"	3-1/2"	4"	7-1/4"	12/2	2.65	1 ea
n/a	412131W-3	White	110°	5/8"	3-1/2"	4"	7-1/4"	12/2	2.65	1 ea
n/a	412138B-3	Black	80°	5/8"	3-1/2"	4"	7-1/4"	12/2	2.65	1 ea
n/a	412138W-3	White	80°	5/8"	3-1/2"	4"	7-1/4"	12/2	2.65	1 ea
n/a	412171B-3	Black	110°	5/8"	2-1/2"	4"	7-1/4"	24/1	2.65	1 ea
n/a	412178B-3	Black	80°	5/8"	2-1/2"	4"	7-1/4"	24/1	2.65	1 ea



MRV Wiper Motors are a two-speed, self-parking heavy duty motor for interior/protected locations. Sweep angle is preset at 80° or 110°, but can be reset to 40°, 50°, 60°, 70°, 80°, 90°, or 110°. Adjustable right or left-hand park, factory preset for left-hand park. Powers up to a 24" arm and blade configuration (36" total length). Constructed of powder coated steel and aluminum housing with stainless steel mounting bracket, brass, and stainless steel shaft with brass knurled fitting. Available in black or white, 12V or 24V (black only). CE compliant. 3-year warranty.



WATERPROOF HEAVY DUTY WIPER MOTOR

Powder Coated Aluminum/304 Stainless Steel



Bulk	Display	Finish	Sweep	(Shaft Dia.) A	(Shaft Len.) B	C	D	Volts/Amps	Wt.(lb.)	Std. Pack
n/a	412211B-3	Black	110°	5/8"	1-1/2"	4"	7-1/2"	12/2	3.20	1 ea
n/a	412211W-3	White	110°	5/8"	1-1/2"	4"	7-1/2"	12/2	3.20	1 ea
n/a	412218B-3	Black	80°	5/8"	1-1/2"	4"	7-1/2"	12/2	3.20	1 ea
n/a	412218W-3	White	80°	5/8"	1-1/2"	4"	7-1/2"	12/2	3.20	1 ea
n/a	412221B-3	Black	110°	5/8"	2-1/2"	4"	7-1/2"	12/2	3.20	1 ea
n/a	412221W-3	White	110°	5/8"	2-1/2"	4"	7-1/2"	12/2	3.20	1 ea
n/a	412228B-3	Black	80°	5/8"	2-1/2"	4"	7-1/2"	12/2	3.20	1 ea
n/a	412228W-3	White	80°	5/8"	2-1/2"	4"	7-1/2"	12/2	3.20	1 ea
n/a	412231B-3	Black	110°	5/8"	3-1/2"	4"	7-1/2"	12/2	3.20	1 ea
n/a	412231W-3	White	110°	5/8"	3-1/2"	4"	7-1/2"	12/2	3.20	1 ea
n/a	412238B-3	Black	80°	5/8"	3-1/2"	4"	7-1/2"	12/2	3.20	1 ea
n/a	412238W-3	White	80°	5/8"	3-1/2"	4"	7-1/2"	12/2	3.20	1 ea
n/a	412261W-3	White	110°	5/8"	1-1/2"	4"	7-1/2"	24/1	3.20	1 ea
n/a	412268W-3	White	80°	5/8"	1-1/2"	4"	7-1/2"	24/1	3.20	1 ea
n/a	412271W-3	White	110°	5/8"	2-1/2"	4"	7-1/2"	24/1	3.20	1 ea
n/a	412278W-3	White	80°	5/8"	2-1/2"	4"	7-1/2"	24/1	3.20	1 ea



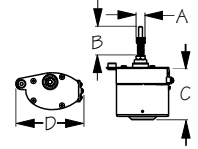
Waterproof Heavy Duty Wiper Motors are a two-speed, self-parking motor for exterior/unprotected locations. Sweep angle is preset at 80° or 110°, but can be reset to 40°, 50°, 60°, 70°, 80°, 90°, or 110°. Adjustable right or left-hand park, factory preset for left-hand park. Powers up to a 24" arm and blade configuration (36" total length). Constructed of powder coated aluminum housing with stainless steel mounting bracket, shaft, and knurled fitting. Available in black or white, 12V or 24V (white only). IP66 rating. CE compliant. 3-year warranty.

8 Lights & Switches



STANDARD WIPER MOTOR

Stamped Powder Coated Aluminum/304 Stainless Steel



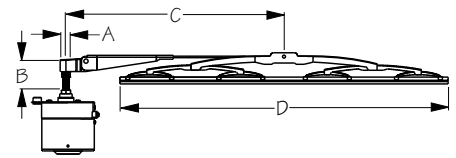
Bulk	Display	Description	Sweep	(Shaft Dia.) A	(Shaft Len.) B	C	D	Volts/Amps	Wt.(lb.)	Std. Pack
n/a	412321B-3	Motor Only	110°	3/8	2-1/2"	3-1/4"	4"	12/2	1.14	1 ea
n/a	412328B-3	Motor Only	80°	3/8"	2-1/2"	3-1/4"	4"	12/2	1.14	1 ea

Standard Wiper Motor for interior/protected locations. Sweep angle is preset at 80° or 110°, but can be reset to 40°, 50°, 60°, 70°, 80°, 90°, or 110°. Adjustable right or left-hand park, factory preset for left-hand park. Powers up to a 14" arm/blade combination (21" total length) using standard wiper arms. Same footprint as competitive standard wiper motors. Constructed of corrosion resistant powder coated aluminum housing with stainless steel base plate, shaft, and knurled drive nut. Black only. CE compliant. 3-year warranty.



STANDARD WIPER MOTOR KIT

Stamped Powder Coated Aluminum 304 Stainless Steel



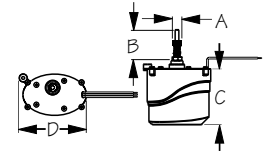
Bulk	Display	Description	Sweep	(Shaft Dia.) A	(Shaft Len.) B	(Arm) C	(Blade) D	Volts/Amps	Wt.(lb.)	Std. Pack
n/a	412421B-1	Kit	110°	3/8"	2-1/2"	9-1/2"-12-1/2"	11"	12/2	1.71	1 ea
n/a	412428B-1	Kit	80°	3/8"	2-1/2"	9-1/2"-12-1/2"	11"	12/2	1.71	1 ea

Standard Wiper Motor Kit includes a frame mount, wiper motor, adjustable standard wiper arm (9-1/2"-12-1/2"), and an 11" curved blade. Constructed of powder coated aluminum and 304 stainless steel. CE compliant. 3-year warranty.



WATERPROOF STANDARD WIPER MOTOR

Powder Coated Aluminum/304 Stainless Steel



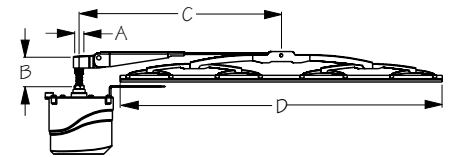
Bulk	Display	Description	Sweep	(Shaft Dia.) A	(Shaft Len.) B	C	D	Volts/Amps	Wt.(lb.)	Std. Pack
n/a	412321W-3	Motor Only	110°	3/8	2-1/2"	3-1/4"	4-3/8"	12/2	1.45	1 ea
n/a	412328W-3	Motor Only	80°	3/8"	2-1/2"	3-1/4"	4-3/8"	12/2	1.45	1 ea

Waterproof Standard Wiper Motor for exterior/unprotected locations. Sweep angle is preset at 80° or 110°, but can be reset to 40°, 50°, 60°, 70°, 80°, 90°, or 110°. Adjustable right or left-hand park, factory preset for left-hand park. Powers up to a 14" arm and blade combination (21" total length) using standard wiper arms. Fits the same footprint as most competitive standard wiper motors. Constructed of corrosion resistant powder coated aluminum housing with stainless steel base plate, shaft, and knurled drive nut. White only. IP66 rating. CE compliant. 3-year warranty.



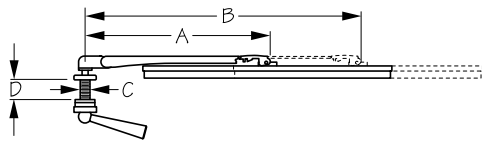
WATERPROOF STANDARD WIPER MOTOR KIT

Powder Coated Aluminum/304 Stainless Steel



Bulk	Display	Description	Sweep	(Shaft Dia.) A	(Shaft Len.) B	(Arm) C	(Blade) D	Volts/Amps	Wt.(lb.)	Std. Pack
n/a	412421W-1	Kit	110°	3/8"	2-1/2"	9-1/2"-12-1/2"	11"	12/2	2.03	1 ea
n/a	412428W-1	Kit	80°	3/8"	2-1/2"	9-1/2"-12-1/2"	11"	12/2	2.03	1 ea

Waterproof Standard Wiper Motor Kit includes a waterproof frame mount, wiper motor, an adjustable wiper arm (9-1/2"-12-1/2"), and an 11" curved blade. Constructed of corrosion resistant powder coated aluminum housing with stainless steel base plate, shaft, and knurled drive nut. IP66 rating. CE compliant. 3-year warranty.



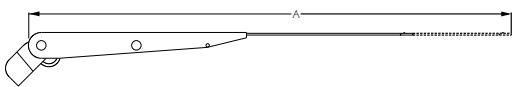
MANUAL WINDSHIELD WIPER

Machined Brass Chrome Plated/Stainless Steel



Bulk	Display	A	B	C	D	Wt.(lb.)	Std. Pack
412601	412601-1	8"	12"	7/16"	15/16"	.53	5 ea
410051	410051-1	Replacement Arm 6-11/16"-10-13/16"				.13	10 ea
410054	410054-1	Replacement Arm 9"-14-3/4"				.14	10 ea
411151	411151-1	Replacement Blade 11"				.07	10 ea
411154	411154-1	Replacement Blade 14"				.09	10 ea

Manual Windshield Wiper includes an 8"-12" adjustable wiper arm (410051) and 11" blade (411151). This hand operated wiper is an economical alternative to traditional wiper motors. Constructed of chrome plate machined brass and stainless steel.



PREMIUM WIPER ARM FOR STANDARD MOTORS

Formed 304 Stainless Steel



Bulk	Display	A	Shaft Size	Finish	Wt.(lb.)	Std. Pack
n/a	413054B-1	9-1/2"-12-1/2"	3/8"	Black	.41	12 ea

Premium Wiper Arm for Standard Motors (412321B-3, 412328B-3) and Waterproof Standard Motors (412321W-3, 412328W-3) with 3/8" shaft diameter. Constructed of corrosion resistant formed 304 stainless steel.



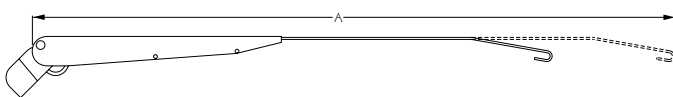
ADJUSTABLE WIPER ARM

Formed 304 Stainless Steel



Bulk	Display	A	Shaft Size	Finish	Wt.(lb.)	Std. Pack
n/a	413111B-1	8"-11-1/4"	5/8"	Black	.13	1 ea
n/a	413111S-1	8"-11-1/4"	5/8"	Silver	.13	1 ea
n/a	413114B-1	10-7/16"-13-3/16"	5/8"	Black	.14	1 ea
n/a	413114S-1	10-7/16"-13-3/16"	5/8"	Silver	.14	1 ea
n/a	413118B-1	12-3/4"-18-1/8"	5/8"	Black	.15	1 ea
n/a	413118S-1	12-3/4"-18-1/8"	5/8"	Silver	.15	1 ea
n/a	413120B-1	13-3/16"-19-1/2"	5/8"	Black	.16	1 ea
n/a	413120S-1	13-3/16"-19-1/2"	5/8"	Silver	.16	1 ea
n/a	413124B-1	17-15/16-24-1/4"	5/8"	Black	.17	1 ea
n/a	413124S-1	17-15/16-24-1/4"	5/8"	Silver	.17	1 ea

Adjustable Wiper Arm for use on MRV and heavy duty waterproof wiper motors with 5/8" shaft diameter. Compatible with 1.5" and 2.5" shaft lengths. Constructed of corrosion resistant formed 304 stainless steel.



ADJUSTABLE WIPER ARM - HOOK STYLE

Powder Coated 304 Stainless Steel



Bulk	Display	A	Shaft Size	Finish	Wt.(lb.)	Std. Pack
n/a	413168B-1	13"-18"	5/8"	Black	.57	10 ea
n/a	413174B-1	19"-24"	5/8"	Black	.65	10 ea

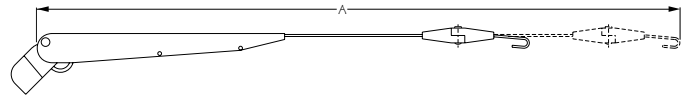
Adjustable J-Hook (automotive style) Wiper Arm fits all standard MRV and heavy duty waterproof wiper motors with 5/8" shaft diameter. Compatible with 1.5" and 2.5" shaft lengths. Constructed of powder coated 304 stainless steel.

8 Lights & Switches



ADJUSTABLE WIPER ARM - HOOK STYLE (ADJUSTABLE PIVOTING TIP)

Powder Coated 304 Stainless Steel



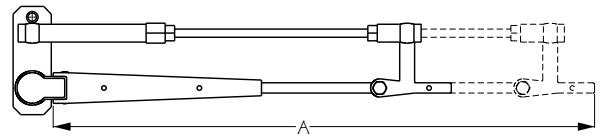
Bulk	Display	A	Shaft Size	Finish	Wt.(lb.)	Std. Pack
n/a	413268B-1	13"-18"	5/8"	Black	.58	10 ea
n/a	413274B-1	19"-24"	5/8"	Black	.66	10 ea

Adjustable J-Hook (automotive style) Wiper Arm with Adjustable Pivoting Tip fits all standard MRV and heavy duty waterproof wiper motors with 5/8" shaft diameter. Compatible with 1.5" and 2.5" shaft lengths. The innovative adjustable tip allows blades to be set at different angles to maximize wiper blade coverage area and to ensure park position parallel to window frame. Constructed of powder coated 304 stainless steel.



ADJUSTABLE PANTOGRAPHIC WIPER ARM

Formed 304 Stainless Steel



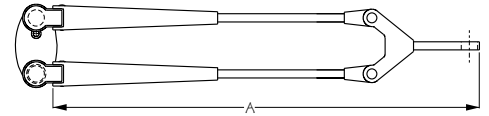
Bulk	Display	A	Shaft Size	Finish	Wt.(lb.)	Std. Pack
n/a	413317-1	12"-17"	5/8"	Black	.57	1 ea
n/a	413319-1	15"-19"	5/8"	Black	.65	1 ea
n/a	413322-1	17"-22"	5/8"	Black	.70	1 ea

Adjustable Pantographic Wiper Arm for use on standard MRV and heavy duty waterproof wiper motors with 5/8" shaft diameter. Compatible with 1.5" and 2.5" shaft lengths. Constructed of corrosion resistant formed 304 stainless steel.



ADJUSTABLE PANTOGRAPHIC WIPER ARM - HOOK STYLE

Powder Coated 304 Stainless Steel



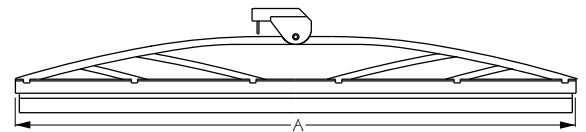
Bulk	Display	A	Shaft Size	Finish	Wt.(lb.)	Std. Pack
n/a	413368B-1	13"-18"	5/8"	Black	1.36	1 ea
n/a	413374B-1	19"-24"	5/8"	Black	1.42	1 ea

Adjustable J-Hook (automotive style) Pantograph Wiper Arm fits all standard MRV and heavy duty waterproof wiper motors with 5/8" shaft diameter. Compatible with 1.5" and 2.5" shaft lengths. Constructed of powder coated 304 stainless steel.



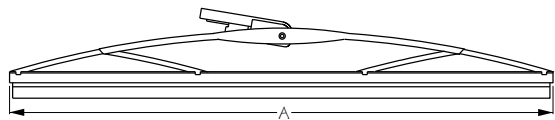
WIPER BLADE (HOOK STYLE ARM)

Injection Molded Nylon



Bulk	Display	A	Finish	Wt.(lb.)	Std. Pack
n/a	414112B-1	12"	Black	.08	1 ea
n/a	414114B-1	14"	Black	.09	1 ea
n/a	414116B-1	16"	Black	.10	1 ea
n/a	414118B-1	18"	Black	.11	1 ea
n/a	414120B-1	20"	Black	.12	1 ea
n/a	414122B-1	22"	Black	.13	1 ea
n/a	414124B-1	24"	Black	.14	1 ea

Hinge-style curved Wiper Blade with marine grade silicone rubber squeegee. For use on flat or curved windshields with a hook style arm. Constructed of UV resistant injection molded nylon.



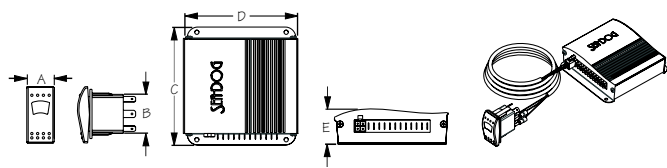
WIPER BLADE (STRAIGHT BLADE STYLE ARM)

304 Stainless Steel



Bulk	Display	A	Finish	Wt.(lb.)	Std. Pack
414212B	414212B-1	11-1/2"	Black	.07	1 ea
n/a	414212S-1	11-1/2"	Silver	.07	1 ea
n/a	414214B-1	14"	Black	.09	1 ea
n/a	414214S-1	14"	Silver	.09	1 ea
n/a	414216B-1	16"	Black	.10	1 ea
n/a	414216S-1	16"	Silver	.10	1 ea
n/a	414218B-1	18"	Black	.11	1 ea
n/a	414218S-1	18"	Silver	.11	1 ea
n/a	414220B-1	20"	Black	.12	1 ea
n/a	414220S-1	20"	Silver	.12	1 ea
n/a	414222B-1	22"	Black	.13	1 ea
n/a	414222S-1	22"	Silver	.13	1 ea

Deluxe curved Wiper Blade with marine grade silicone rubber squeegee. For use on flat or curved windshields with a straight blade style arm. Constructed of corrosion resistant 304 stainless steel.



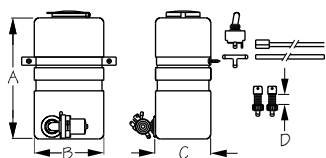
SYNCHRONIZED WIPER CONTROL

Powder Coated Aluminum/Stainless Steel



Bulk	Display	A	B	C	D	E	Volts	Fastener	Wt.(lb.)	Std. Pack
n/a	414800-3	13/16"	1-7/16"	4-7/16"	4-3/8"	1-5/16"	12	#8 RH	1.40	1 ea

Synchronized Wiper Control will sync up to three motors and adds an interval speed position to the traditional two-speed motor. One short push takes the motors from interval, to slow, to fast speed. One long push activates the primary motor only. Capable of operating a washer system like the Sea-Dog® Windshield Washer Kit (414900-3). Includes synchronized controller, switch, and 5' wiring harness. Overload protected. CE compliant.



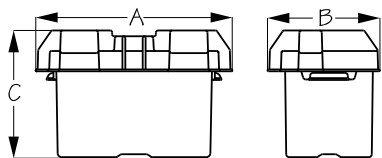
WINDSHIELD WASHER KIT

Plastic



Bulk	Display	A	B	C	D	Tank Capacity	Volts	Fastener	Wt.(lb.)	Std. Pack
n/a	414900-3	8-1/2"	4-7/8"	3-7/8"	7/8"	2.5 Liters (2.66 Quarts)	12	#10 RH	1.08	5 ea

This Windshield Washer Kit comes complete with everything needed for a new installation. Includes tank with pump, wiring harness for the pump motor connection, toggle switch, 15' of clear tubing, hose barb tee, two spray nozzles, and mounting bracket. Tank capacity is 2.5 liters (2.66 quarts). Installs with two #10 RH fasteners (included).



BATTERY BOX

Injection Molded Polypropylene



Bulk	Display	A	B	C	Battery Size	Wt.(lb.)	Std. Pack
415024	n/a	14"	9-5/8"	10-5/8"	24 series	2.10	1 ea
415027	n/a	16-7/8"	9-5/8"	10-7/8"	27 series	2.34	1 ea

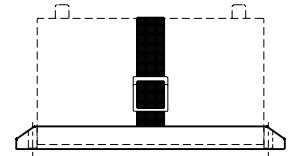
Vented Battery Boxes include a woven polypropylene strap, screws, and brackets. Constructed of injection molded polypropylene.

8 Lights & Switches



BATTERY TRAY WITH STRAP

Injection Molded Polypropylene



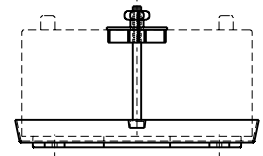
Bulk	Display	Battery Size	Inside Dimension	Fastener	Wt.(lb.)	Std. Pack
n/a	415044-1	24 Series	10-5/8" x 7"	1/4" PH	.67	1 ea
n/a	415047-1	27 Series	12-5/16" x 7"	1/4" PH	.74	1 ea

Heavy duty Battery Tray with Strap for size #24 and #27 batteries. Includes hold down strap with a quick release buckle and four 1/4"x1" PH screws with washers. Constructed of injection molded polypropylene.



BATTERY TRAY

Injection Molded Polypropylene



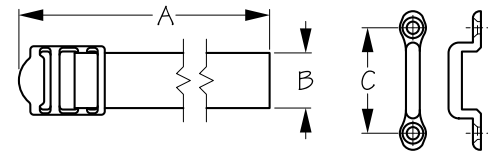
Bulk	Display	Battery Size	Inside Dimension	Fastener	Wt.(lb.)	Std. Pack
n/a	415054-1	24 Series	11" x 7"	1/4" RH	.63	1 ea
n/a	415057-1	27 Series	12-1/2" x 6-3/4"	1/4" RH	.67	1 ea

Heavy duty Battery Tray for size #24 and #27 batteries. Includes screw down clamp and four 1/4"x1" RH screws with washers. Constructed of injection molded polypropylene.



HEAVY DUTY BATTERY BOX STRAP

Woven Polypropylene/Stainless Steel/Chrome Plated Brass



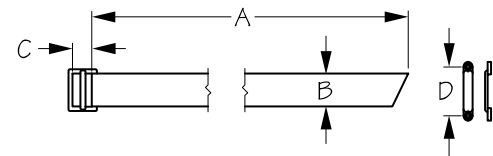
Bulk	Display	A	B	C	Fastener	Wt.(lb.)	Std. Pack
415082	415082-1	4'	1"	2-3/16"	#8 FH	.15	10 ea

Heavy Duty Battery Box Strap includes a woven polypropylene strap, stainless steel buckle, two chrome plated brass brackets, and four #8 FH fasteners.



BATTERY BOX STRAP & BRACKETS

Woven Polypropylene/Injection Molded Nylon



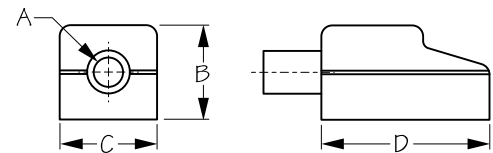
Bulk	Display	A	B	C	D	Fastener	Wt.(lb.)	Std. Pack
415092	415092-1	38"	1-9/16"	1"	2-5/16"	#8 FH	.07	10 ea
415094	415094-1	54"	1-9/16"	1"	2-5/16"	#8 FH	.09	10 ea

Battery Box Strap & Brackets includes a woven polypropylene strap, injection molded nylon buckle, two brackets, and four #8 FH fasteners.



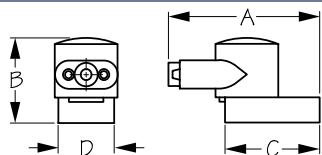
BATTERY TERMINAL COVERS

Injection Molded PVC



Bulk	Display	A	B	C	D	Cable Gauge	Colors	Wt.(lb.)	Std. Pack
n/a	415110-1	1/2"	1-5/8"	1-11/16"	2-7/8"	4, 2, 1	Red/Black	.30	5 pr
415111	n/a	1/2"	1-5/8"	1-11/16"	2-7/8"	4, 2, 1	Red	.15	10 ea
415112	n/a	1/2"	1-5/8"	1-11/16"	2-7/8"	4, 2, 1	Black	.15	10 ea
n/a	415115-1	5/8"	1-5/8"	1-11/16"	2-7/8"	1/0, 2/0	Red/Black	.30	5 pr
415116	n/a	5/8"	1-5/8"	1-11/16"	2-7/8"	1/0, 2/0	Red	.15	10 ea
415117	n/a	5/8"	1-5/8"	1-11/16"	2-7/8"	1/0, 2/0	Black	.15	10 ea

These Battery Terminal Covers are designed to insulate integral marine wing nut terminals protecting battery cables from corrosion and shorting. Constructed of injection molded PVC. These covers satisfy USCG and ABYC requirements for the prevention of accidental grounding of battery terminals. Color coded to avoid polarity misidentification. Will fit most marine batteries as well as automotive batteries using add-on marine terminals.



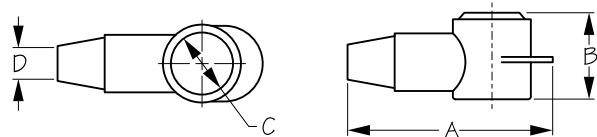
ROTATING BATTERY TERMINAL COVERS

Injection Molded PVC



Bulk	Display	A	B	C	D	Cable Gauge	Colors	Wt.(lb.)	Std. Pack
n/a	415140-1	4-1/16"	2-3/8"	2-9/16"	1-1/2"	4, 2, 1	Red/Black	.20	10 pr

These battery terminal covers are designed to insulate integral marine wing nut terminals protecting battery cables from corrosion and shorting. This versatile 360° rotating top allows cable lead entry from any angle, simplifying wiring and avoiding kinking. Color coded to avoid polarity misidentification. Constructed of injection molded PVC. These covers satisfy USCG and ABYC requirements for the prevention of accidental grounding of battery terminals.



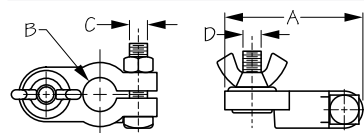
TERMINAL CAP

Injection Molded PVC



Bulk	Display	Cable Gauge	A	B	C	D	Wt.(lb.)	Std. Pack
415194	415194-1	8-2	2-3/16"	15/16"	11/16"	5/16"	.02 / .04	10 ea / 10 pr
415196	415196-1	2-2/0	3-1/16"	1-3/8"	1"	9/16"	.03	10 ea

These Terminal Caps are designed to insulate terminals protecting cables from corrosion and shorting. May be used on uninsulated, high amperage stud connections on chargers, inverters, starters, windlasses, solenoids, and other high amperage equipment. Constructed of injection molded PVC. These covers satisfy USCG and ABYC requirements for the prevention of accidental grounding of battery terminals.



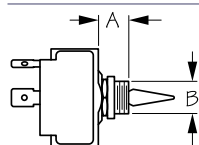
BATTERY TERMINAL - WING NUT STYLE

Die Cast Lead




Bulk	Display	Description	A	B	C	D	Wt.(lb.)	Std. Pack
n/a	415210-1	Positive/Negative Set	2-5/16"	9/16"	5/16"	3/8"/5/16"	.72	10 sets
415211	415211-1	Negative	2-5/16"	9/16"	5/16"	5/16"	.36	10 ea
415212	415212-1	Positive	2-5/16"	5/8"	5/16"	3/8"	.36	10 ea

Wing Nut Style Battery Terminals convert battery posts to stud connectors and permit quick disconnection from the battery. Polarity specific to meet USCG regulations. Constructed of die cast lead.



TOGGLE SWITCH


Stamped Brass/Injection Molded Nylon/Polycarbonate



Bulk	Display	Circuit	Action	Terminals	Amps	Volts	A	B	Wt.(lb.)	Std. Pack
420101	420101-1	SPST	On/Off	2 Blades	15	12	3/8"	1/2"	.04	10 ea
420102	420102-1	SPST	Mom. On/Off	2 Blades	15	12	3/8"	1/2"	.04	10 ea
420103	420103-1	DPDT	On/Off/On	6 Blades	15	12	3/8"	1/2"	.04	10 ea
420104	420104-1	DPDT	Mom. On/Off/Mom. On	6 Blades	15	12	3/8"	1/2"	.04	10 ea
420105	420105-1	SPDT	Mom. On/Off/On	3 Blades	15	12	3/8"	1/2"	.04	10 ea
420108	420108-1	SPDT	On/Off/On	3 Blades	15	12	3/8"	1/2"	.04	10 ea
420109	420109-1	SPDT	Mom. On/Off/Mom. On	3 Blades	15	12	3/8"	1/2"	.04	10 ea
420479	420479-1	Waterproof Cap Only							.01	10 ea
n/a	420101-5	Display POP-Toggle Switch (on/off)-20 pcs.							1.00	1 ea

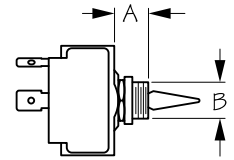
Water resistant Toggle Switches feature a locking ring with lever seal and a protruding cap nut. Easy to install for a variety of applications. Constructed of stamped brass, injection molded nylon, and polycarbonate. 15A @ 12VDC.

8 Lights & Switches




ILLUMINATING TOGGLE SWITCH

Stamped Brass/Injection Molded Nylon/Polycarbonate



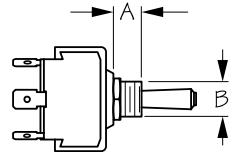
Bulk	Display	Circuit	Action	Terminals	Amps	Volts	A	B	Wt.(lb.)	Std. Pack
420111	420111-1	SPST	On/Off	3 Blades	15	12	3/8"	1/2"	.04	10 ea
420113	420113-1	DPDT	On/Off/On	6 Blades	15	12	3/8"	1/2"	.04	10 ea
420118	420118-1	SPDT	On/Off/On	4 Blades	15	12	3/8"	1/2"	.04	10 ea

Illuminating Toggle Switches feature a locking ring and lever seal to resist water penetration. Illuminates red in the ON position. Fits panels up to 1/4" thick and requires a 15/32" mounting hole. 1/4" spade terminals make it easy to install. Constructed of stamped brass and injection molded nylon with a polycarbonate toggle. 15A @ 12VDC.



LIGHT TIP TOGGLE SWITCH

Stamped Brass/Injection Molded Nylon/Polycarbonate



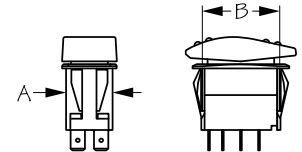
Bulk	Display	Circuit	Action	Terminals	Amps	Volts	A	B	Wt.(lb.)	Std. Pack
420121	420121-1	SPST	On/Off	4 Blades	15	12	3/8"	1/2"	.04	10 ea
420122	420122-1	SPST	Mom. On/Off	4 Blades	15	12	3/8"	1/2"	.04	10 ea
420123	420123-1	SPDT	On/Off/On	5 Blades	15	12	3/8"	1/2"	.04	10 ea
420124	420124-1	SPDT	Mom. On/Off/Mom. On	5 Blades	15	12	3/8"	1/2"	.04	10 ea
420125	420125-1	SPDT	Mom. On/Off/On	5 Blades	15	12	3/8"	1/2"	.04	10 ea
420128	420128-1	DPDT	On/Off/On	8 Blades	15	12	3/8"	1/2"	.04	10 ea
420129	420129-1	DPDT	Mom. On/Off/Mom. On	8 Blades	15	12	3/8"	1/2"	.04	10 ea

Light Tip Toggle Switches feature a locking ring and lever seal to resist water penetration. Toggle bat features a lighted tip which is white in the OFF position and red in the ON position. Fits panels up to 1/4" thick and requires a 15/32" mounting hole. Easy installation. Constructed of stamped brass and injection molded nylon with a polycarbonate toggle. 15A @ 12VDC.



CONTURA® ROCKER SWITCH

Stamped Brass/Injection Molded Nylon/Polycarbonate



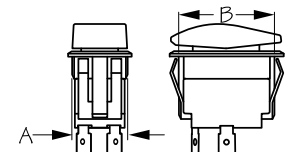
Bulk	Display	Circuit	Action	Terminals	Amps	Volts	A	B	Wt.(lb.)	Std. Pack
420201	420201-1	SPST	On/Off	2 Blades	20	12	13/16"	1-7/16"	.05	10 ea
420202	420202-1	SPST	Mom. On/Off	2 Blades	20	12	13/16"	1-7/16"	.05	10 ea
420203	420203-1	SPDT	On/Off/On	3 Blades	20	12	13/16"	1-7/16"	.05	10 ea
420204	420204-1	SPDT	Mom. On/Off/Mom. On	3 Blades	20	12	13/16"	1-7/16"	.05	10 ea
420208	420208-1	DPDT	On/Off/On	6 Blades	20	12	13/16"	1-7/16"	.05	10 ea
420209	420209-1	DPDT	Mom. On/Off/Mom. On	6 Blades	20	12	13/16"	1-7/16"	.05	10 ea

Contura® Rocker Switches are vibration, shock, thermoshock, moisture, and salt spray resistant. Temperature range from -40°C to +85°C. UL1500 / ISO8846 ignition protection for marine products. Constructed of injection molded nylon and stamped brass with silver tin oxide contacts. 20A @ 12VDC. IP66 rating (for front panel components only).



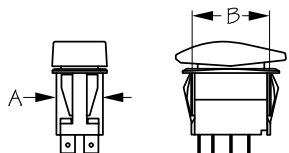
ILLUMINATING WAVE ROCKER HORN SWITCH

Stamped Brass/Injection Molded Nylon/Polycarbonate



Bulk	Display	Circuit	Action	Terminals	Amps	Volts	A	B	Wt.(lb.)	Std. Pack
420222H	420222H-1	SPST	Mom. On/Off	3 Blades	25	12	13/16"	1-7/16"	.05	10 ea

Illuminating Wave Rocker Horn Switches illuminate red in the ON position. Switch plate features a horn graphic for easy identification. Three terminal blades for easy installation. Constructed of stamped brass and injection molded nylon to resist water penetration. 25A @ 12VDC. Works great with Sea-Dog® Air Horns, (432510, 432520, 432610, and 432620).



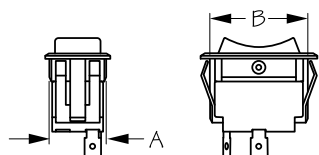
ILLUMINATING CONTURA® ROCKER SWITCH

Stamped Brass/Injection Molded Nylon/Polycarbonate



Bulk	Display	Circuit	Action	Terminals	Amps	Volts	A	B	Wt.(lb.)	Std. Pack
420211	420211-1	SPST	On/Off	3 Blades	20	12	13/16"	1-7/16"	.05	10 ea
420212	420212-1	SPST	Mom. On/Off	3 Blades	20	12	13/16"	1-7/16"	.05	10 ea
420213	420213-1	SPDT	On/Off/On	4 Blades	20	12	13/16"	1-7/16"	.05	10 ea
420214	420214-1	SPDT	Mom. On/Off/Mom. On	4 Blades	20	12	13/16"	1-7/16"	.05	10 ea
420218	420218-1	DPDT	On/Off/On	7 Blades	20	12	13/16"	1-7/16"	.05	10 ea
420219	420219-1	DPDT	Mom. On/Off/Mom. On	7 Blades	20	12	13/16"	1-7/16"	.05	10 ea

Illuminated Contura® Rocker Switches are vibration, shock, thermoshock, moisture, and salt spray resistant. Temperature range from -40°C to +85°C. UL1500 / ISO8846 ignition protection for marine products. Switch displays a red light when in the on position. Constructed of injection molded nylon and stamped brass with silver tin oxide contacts. 20A @ 12VDC. IP66 rating (for front panel components only).



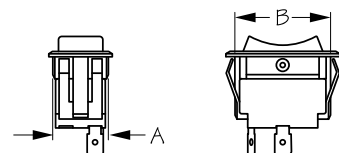
LARGE ROCKER SWITCH

Stamped Brass/Injection Molded Nylon/Polycarbonate



Bulk	Display	Circuit	Action	Terminals	Amps	Volts	A	B	Wt.(lb.)	Std. Pack
420241	420241-1	SPST	On/Off	2 Blades	15	12	7/8"	1-7/16"	.04	10 ea
420243	420243-1	DPDT	On/Off/On	6 Blades	15	12	7/8"	1-7/16"	.04	10 ea
420248	420248-1	SPDT	On/Off/On	3 Blades	15	12	7/8"	1-7/16"	.04	10 ea
420249	420249-1	SPDT	Mom. On/Off/Mom. On	3 Blades	15	12	7/8"	1-7/16"	.04	10 ea

These Large Rocker Switches are easy to install by simply snapping into a standard 7/8" x 1-7/16" panel slot. Constructed of durable injection molded nylon and stamped brass with wiring for 1/4" blade terminals. 15A @ 12VDC.



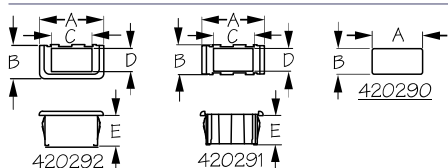
ILLUMINATING ROCKER SWITCH

Stamped Brass/Injection Molded Nylon/Polycarbonate



Bulk	Display	Circuit	Action	Terminals	Amps	Volts	A	B	Wt.(lb.)	Std. Pack
420251	420251-1	SPST	On/Off	3 Blades	15	12	7/8"	1-7/16"	.04	10 ea
420253	420253-1	DPDT	On/Off/On	6 Blades	15	12	7/8"	1-7/16"	.04	10 ea
420258	420258-1	SPDT	On/Off/On	4 Blades	15	12	7/8"	1-7/16"	.04	10 ea

These Illuminating Rocker Switches illuminate in the ON position. Easy to install by simply snapping into a standard 7/8" x 1-7/16" panel slot. Constructed of durable injection molded nylon and stamped brass with wiring for 1/4" blade terminals. 15A @ 12VDC.



ROCKER SWITCH MOUNTING BRACKET

Injection Molded Nylon



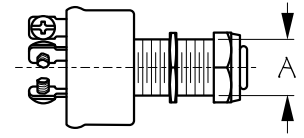
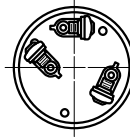
Bulk	Display	Description	A	B	C	D	E	Wt.(lb.)	Std. Pack
420290	420290-1	Cover	1-15/16"	15/16"	n/a	n/a	n/a	.01	10 ea
420291	420291-1	Center	2-5/16"	1-1/16"	1-7/16"	13/16"	1-1/16"	.02	10 ea
420292	420292-1	End	2-5/16"	1-1/4"	1-7/16"	13/16"	1-1/16"	.02	10 ea

8 Lights & Switches



THREE POSITION IGNITION SWITCH

Stamped Brass



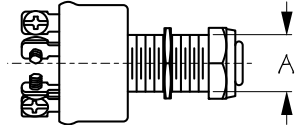
Bulk	Display	Action	A	Max. Panel	Shaft Type	Terminals	Cap	Wt.(lb.)	Std. Pack
n/a	420350-1	Off-Ignition-Start	13/16"	1-1/8"	Long	3 Screws	No	.37	5 ea
n/a	420355-1	Off-Ignition-Start	13/16"	1-1/8"	Long	3 Screws	Yes	.38	5 ea
420399	n/a	Blank Replacement Key						.01	5 ea

Three Position Ignition Switch for off, ignition, and start functions. 13/16" diameter long shaft. Maximum panel thickness: 1-1/8". Three screw terminal electrical connection. Ignition: 15A @ 12VDC. Solenoid: 30A @ 12VDC. Includes two keys. Constructed of stamped brass. Available with or without rubber boot.



THREE POSITION IGNITION SWITCH-MAGNETO STYLE

Stamped Brass



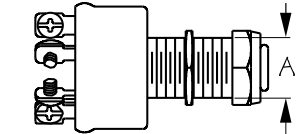
Bulk	Display	Action	A	Max. Panel	Shaft Type	Terminals	Cap	Wt.(lb.)	Std. Pack
n/a	420351-1	Off-Ignition-Start	13/16"	1-1/8"	Long	5 Screws	No	.39	5 ea
420399	n/a	Blank Replacement Key						.01	5 ea

Three Position Magneto-Style Ignition Switch for off, ignition, and start functions. Ignition (accessory) circuit is not activated in the solenoid (start) position. 13/16" diameter long shaft for a maximum panel thickness: 1-1/8". Five screw terminal electrical connection. Ignition: 15A @ 12VDC. Solenoid: 30A @ 12VDC. Constructed of stamped brass. Includes two keys. OEM Note: Sea-Dog® ignitions are available upon request with customer logo on keys and keyed alike for large orders. Contact your Sea-Dog® representative for details.



FOUR POSITION IGNITION SWITCH

Stamped Brass



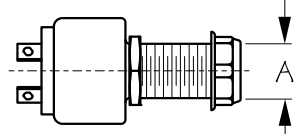
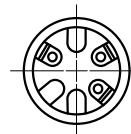
Bulk	Display	Action	A	Max. Panel	Shaft Type	Terminals	Cap	Wt.(lb.)	Std. Pack
n/a	420356-1	Acc.-Off-Ign.-Start	13/16"	1-1/8"	Long	4 Screws	No	.36	5 ea
420399	n/a	Blank Replacement Key						.01	5 ea

Four Position Ignition Switch for accessory, off, ignition, and start functions. 13/16" diameter long shaft. Maximum panel thickness: 1-1/8". Four screw terminal electrical connection. Ignition: 15A @ 12VDC. Solenoid: 30A @ 12VDC. Accessory: 15A @ 12VDC. Constructed of stamped brass. Includes two keys.



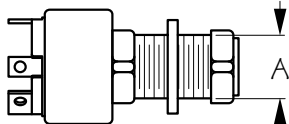
THREE POSITION IGNITION SWITCH

Polypropylene



Bulk	Display	Action	A	Max. Panel	Shaft Type	Terminals	Cap	Wt.(lb.)	Std. Pack
n/a	420360-1	Off-Ignition-Start	13/16"	1-1/8"	Long	3 Screws	No	.24	5 ea
n/a	420361-1	Off-Ignition-Start	13/16"	5/8"	Short	3 Screws	No	.24	5 ea
n/a	420365-1	Off-Ignition-Start	13/16"	1-1/8"	Long	3 Screws	Yes	.25	5 ea
n/a	420366-1	Off-Ignition-Start	13/16"	5/8"	Short	3 Screws	Yes	.25	5 ea
420398	420398-1	Replacement Cap						.01	10 ea
420399	n/a	Blank Replacement Key						.01	5 ea

Three Position Ignition Switch for off, ignition, and start functions. 13/16" diameter shaft is available in short shaft (maximum panel thickness: 5/8") or long shaft (maximum panel thickness: 1-1/8") versions. Three screw terminal electrical connection. Ignition: 15A @ 12VDC. Solenoid: 30A @ 12VDC. Constructed of polypropylene. Includes two keys. Available with or without rubber boot.



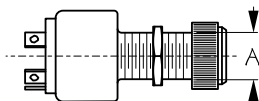
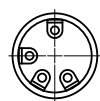
THREE POSITION IGNITION SWITCH-MAGNETO STYLE

Polypropylene




Bulk	Display	Action	A	Max. Panel	Shaft Type	Terminals	Cap	Wt.(lb.)	Std. Pack
420369	420369-1	Off-Ignition-Start	13/16"	1-1/8"	Long	6 Screws	No	.17	5 ea

Three Position Magneto-Style Ignition Switch for off, ignition, and start functions. 13/16" diameter long shaft. Maximum panel thickness: 1-1/8". Six screw terminal electrical connection. Ignition: 15A @ 12VDC. Solenoid: 30A @ 12VDC. Constructed of polypropylene. Includes two keys.



FOUR POSITION IGNITION SWITCH

Polypropylene

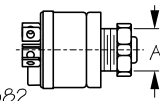
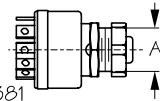


420375

420379

Bulk	Display	Action	A	Max. Panel	Shaft Type	Terminals	Cap	Wt.(lb.)	Std. Pack
n/a	420375-1	Acc.-Off-Ign.-Start	13/16"	1-1/8"	Long	4 Screws	Yes	.27	5 ea
420379	420379-1	Acc.-Off-Ign.-Start	13/16"	1-1/8"	Long	4 Blades	No	.20	5 ea
420398	420398-1	Replacement Cap						.01	10 ea
420399	n/a	Blank Replacement Key						.01	5 ea

Four Position Ignition Switch for accessory, off, ignition, and start functions. 13/16" diameter long shaft. Maximum panel thickness: 1-1/8". Four screw or four blade terminal electrical configurations. Ignition: 15A @ 12VDC. Solenoid: 30A @ 12VDC. Accessory: 15A @ 12VDC. Constructed of polypropylene. Includes two keys. Screw terminal version includes rubber boot.



THREE POSITION IGNITION SWITCH-MAGNETO STYLE

Polypropylene

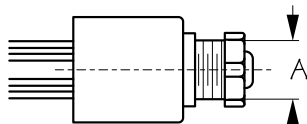
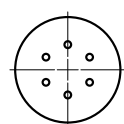


420381

420382

Bulk	Display	Action	A	Max. Panel	Shaft Type	Terminals	Cap	Wt.(lb.)	Std. Pack
n/a	420381-1	Off-Ign.-Start-Choke	13/16"	5/8"	Short	6 Screws	No	.18	5 ea
n/a	420382-1	Off-Ign.-Start-Choke	13/16"	5/8"	Short	5 Screws-1 Boss	No	.18	5 ea
420399C	n/a	Blank Replacement Key						.01	5 ea

Three Position Magneto Style Ignition Switch for off, ignition, start, and choke functions. 13/16" diameter short shaft for a maximum panel thickness: 5/8". Six screw or five screw plus one boss terminal electrical connection. Ignition: 15A @ 12VDC. Solenoid: 30A @ 12VDC. Choke: 7A @ 12VDC. Constructed of polypropylene. Includes two keys. Push to choke.



THREE POSITION IGNITION SWITCH-MAGNETO STYLE

Polypropylene



Bulk	Display	Action	A	Max. Panel	Shaft Type	Terminals	Cap	Wt.(lb.)	Std. Pack
n/a	420383-1	Off-Ign.-Start-Choke	13/16"	5/8"	Short	6 Wires	No	.20	5 ea
420399C	n/a	Blank Replacement Key						.01	5 ea

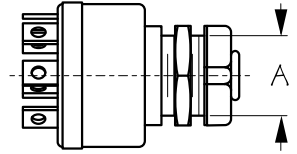
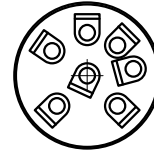
Three Position Magneto Style Ignition Switch for off, ignition, start, and choke functions. 13/16" diameter short shaft for a maximum panel thickness: 5/8". Six wire electrical connection. Ignition: 15A @ 12VDC. Solenoid: 30A @ 12VDC. Choke: 7A @ 12VDC. Constructed of polypropylene. Includes two keys. Push to choke.

8 Lights & Switches




FOUR POSITION IGNITION SWITCH-MAGNETO STYLE

Polypropylene



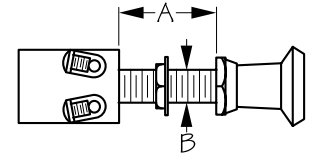
Bulk	Display	Action	A	Max. Panel	Shaft Type	Terminals	Cap	Wt.(lb.)	Std. Pack
n/a	420385-1	Acc.-Off-Ign.-Start-Choke	13/16"	5/8"	Short	7 Screw	No	.18	5 ea
420386	420386-1	Acc.-Off-Ign.-Start-Choke	13/16"	5/8"	Short	6 Screws-1 Boss	No	.18	5 ea
420399C	n/a	Blank Replacement Key						.01	5 ea

Four Position Magneto Style Ignition Switch for accessory, off, ignition, start, and choke functions. 13/16" diameter short shaft for a maximum panel thickness: 5/8". Seven screw or six screw plus one boss terminal electrical connection. Ignition: 15A @ 12VDC. Solenoid: 30A @ 12VDC. Choke: 7A @ 12VDC. Accessory: 15A @ 12VDC. Constructed of polypropylene. Includes two keys. Push to choke.



TWO POSITION ON-OFF PUSH-PULL SWITCH

Stamped Brass



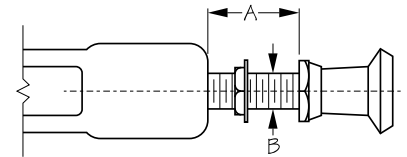
Bulk	Display	A	B	Amps	Wt.(lb.)	Std. Pack	
420390	420390-1	1"	3/8"	15	.12	10 ea	
n/a	420390-5	Display POP-Push Pull Switch 2 Pos.-25 pcs.				3.25	1 ea

Two Position On-Off Push-Pull Switch features positive actuation with two positions On-Off (normally Off). Maximum panel thickness: 1". Constructed of stamped brass. 15A @ 12VDC.




SPLASH GUARD ON-OFF PUSH-PULL SWITCH

Stamped Brass



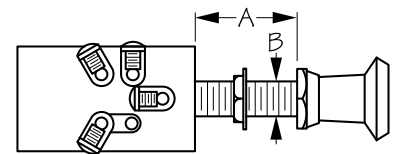
Bulk	Display	A	B	Amps	Wt.(lb.)	Std. Pack
420396	420396-1	15/16"	3/8"	15	.14	10 ea

Splash Guard On-Off Push-Pull Switch features positive actuation with two positions On-Off (normally Off). Maximum panel thickness: 7/8". Constructed of stamped brass with PVC coating to protect terminals and switch from water (not designed for immersion). 15A @ 12VDC.



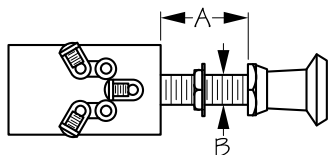
THREE POSITION TWO CIRCUIT PUSH-PULL SWITCH

Stamped Brass




Bulk	Display	A	B	Amps	Wt.(lb.)	Std. Pack
420400	420400-1	1"	3/8"	15	.19	10 ea

Three Position Two Circuit Push-Pull Switch features two circuits (normally Off) three position: Off/On/On. When pushed in all the way, the switch is turned off. When pulled to the first position, the first circuit is activated. At the second position, the first circuit is deactivated and the second circuit is activated. Maximum panel thickness: 1". Constructed of corrosion resistant stamped brass. 15A @ 12VDC.



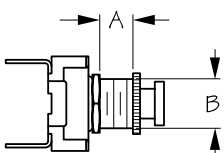
THREE POSITION ONE CIRCUIT PUSH-PULL SWITCH

Stamped Brass




Bulk	Display	A	B	Amps	Wt.(lb.)	Std. Pack
420410	420410-1	1"	3/8"	15	.19	10 ea

Three Position One Circuit Push-Pull Switch features one circuit (normally Off) three position: Off/On/On. Pushed in all the way, the switch is off. Pulled to the first position, the first circuit is activated. At the second position both first and second circuit are activated. Ideal for cabin or running lights. Maximum panel thickness: 1". Constructed of corrosion resistant stamped brass. 15A @ 12VDC.



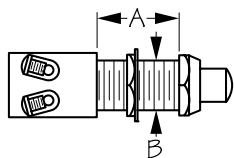
HORN BUTTON

Nylon/Phenolic & Chrome Plated Brass



Bulk	Display	A	B	Amps	Color	Wt.(lb.)	Std. Pack
420415	420415-1	5/16"	1/2"	15	Red	.03	10 ea
420416	420416-1	5/16"	1/2"	15	Black	.03	10 ea

This Horn Button is a panel mounted, push button, momentary On-Off switch for operating fog horns, sirens etc. Mounts in 1/2" diameter hole and is wired with 1/4" QD terminals. This horn switch comes with either a standard black button or bright red button to make it easily identifiable in emergency situations. Maximum panel thickness: 5/16". Constructed of nylon/phenolic and chrome plated brass. 15A @ 12VDC.



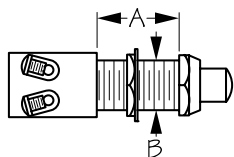
MOMENTARY PUSH BUTTON SWITCH

Stamped Brass




Bulk	Display	A	B	Cap Color	Amps	Wt.(lb.)	Std. Pack
420420	420420-1	1"	5/8"	No Cap	15	.07	10 ea
n/a	420421-1	1"	5/8"	Black	15	.10	10 ea
n/a	420422-1	1"	5/8"	Red	15	.10	10 ea
420424	420424-1	Waterproof Cap	5/8"	Black		.03	10 ea
420425	420425-1	Waterproof Cap	5/8"	Red		.03	10 ea

This universal Momentary Push Button On-Off Switch is wired with two screw terminals and is designed to be panel mounted in a 5/8" diameter hole. Switch options include: No cap, a standard black waterproof cap, or a bright red waterproof cap to make it easily identifiable in emergency situations. Maximum panel thickness: 1". Constructed of stamped brass to withstand harsh marine conditions. 15A @ 12VDC.



MOMENTARY PUSH BUTTON HORN SWITCH

Stamped Brass



Bulk	Display	A	B	Cap Color	Amps	Wt.(lb.)	Std. Pack
420428R	420428R-1	1"	5/8"	Red	20	.10	10 ea

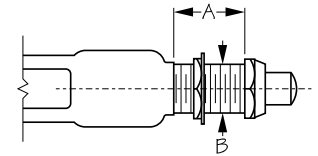
This Momentary Push Button On-Off Horn Switch is wired with two screw terminals and is designed to be panel mounted in a 5/8" diameter hole. Switch includes a bright red waterproof cap to make it easily identifiable in emergency situations. Maximum panel thickness: 1". Constructed of stamped brass to withstand harsh marine conditions. 20A @ 12VDC.

8 Lights & Switches



SPLASH GUARD PUSH BUTTON SWITCH

Stamped Brass



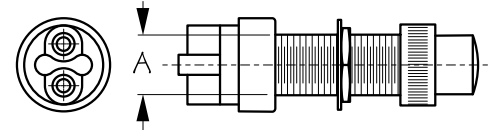
Bulk	Display	A	B	Amps	Wt.(lb.)	Std. Pack
420426	420426-1	13/16"	5/8"	15	.20	10 ea

This universal momentary Splash Guard Push Button On-Off Switch is wired with two screw terminals and is designed to be panel mounted in a 5/8" diameter hole. PVC coating protects terminals and switch from water. Not designed for immersion. Can be used with Sea-Dog® Black Cap (420424) or highly visible Red Cap (420425). Maximum panel thickness: 3/4". Constructed of stamped brass to withstand harsh marine conditions. 15A @ 12VDC.



PUSH BUTTON SWITCH WITH CAP

Polypropylene



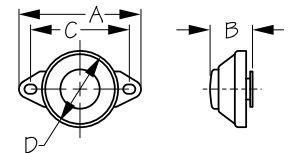
Bulk	Display	Action	Amps	A	Max. Panel	Shaft Length	Terminal Type	Cap	Wt.(lb.)	Std. Pack
420427	420427-1	Mom. On/Off	30	5/8"	1-1/8"	Long	Boss-2	Yes	.07	10 ea

This momentary Push Button On/Off switch features 2 boss copper alloy screw terminal contacts. Compact behind-dash panel dimensions allow for mounting in confined spaces. Overall length: 2-7/8". Mounting stem: 1-7/16L x 5/8"-32 thread. Maximum panel thickness: 1-1/8". 30A @ 12VDC. Constructed of a corrosion resistant glass reinforced polyester housing with an elastomeric rubber internal gasket and ultrasonic welding for increased water resistance. Includes rubber boot nut.



HORN BUTTON

Brass Chrome Plated



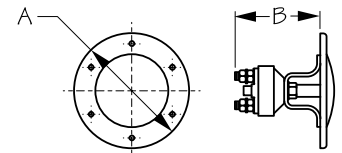
Bulk	Display	A	B	C	D	Amps	Fastener	Wt.(lb.)	Std. Pack
420429	420429-1	2-9/16"	7/8"	2-1/8"	1-5/8"	12	#10 RH	.06	10 ea

This momentary Horn Button is used for operating fog horns, sirens, etc. Activates signaling device in emergency situations or for communication with locks and bridges. Constructed of chrome plated brass. Installs with two #10 RH fasteners (not included). 12A @ 12VDC.




FOOT SWITCH

Stamped 304 Stainless Steel/Rubber Cover



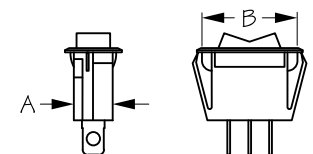
Bulk	Display	A	B	Amps	Fastener	Wt.(lb.)	Std. Pack
420430	420430-1	4-7/16"	3-5/16"	30	#8 RH	.73	1 ea
420435	n/a	Replacement Seal				.13	1 ea

This Foot Switch is normally off and momentarily on when depressed by foot. Ideal for use with windlasses. Constructed of corrosion resistant stamped 304 stainless steel and rubber. Installs with ten #8 RH fasteners (not included).



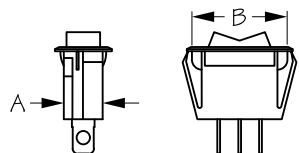
ROCKER SWITCH

Stamped Brass/Injection Molded Nylon/Polycarbonate



Bulk	Display	Amps	Volts	Circuit	Action	A	B	Illuminating	Wt.(lb.)	Std. Pack
420441	420441-1	15	12	SPST	On/Off	1/2"	1-1/8"	Yes	.02	10 ea
420443	420443-1	15	12	SPDT	On/Off/On	1/2"	1-1/8"	No	.02	10 ea

Rocker Switch wires easily with three stamped brass 1/4" blade terminals. Snap-in panel mount fits standard 1-1/8" X 1/2" switch cut-outs. 420441 illuminates red when in the ON position. Constructed of durable weather resistant injection molded nylon and polycarbonate housing. 15A @ 12VDC.



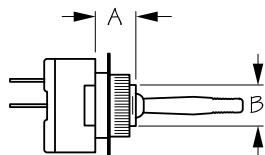
ROCKER SWITCH

Stamped Brass /Injection Molded Nylon/Polycarbonate



Bulk	Display	Amps	Volts	Circuit	Action	A	B	Illuminating	Wt.(lb.)	Std. Pack
420446	420446-1	15	12	SPST	On/Off	1/2"	1-1/8"	Yes	.02	10 ea

Rocker Switch wires easily with three stamped brass 1/4" blade terminals. Snap-in panel mount fits standard 1-1/8" X 1/2" switch cut-outs. Illuminates red when in the ON position. Constructed of durable weather resistant injection molded nylon and polycarbonate housing. 15A @ 12VDC.



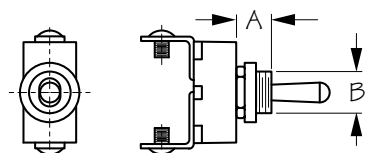
TOGGLE SWITCH

Stamped Brass/Molded Bakelite



Bulk	Display	Circuit	Action	Amps	Volts	A	B	Wt.(lb.)	Std. Pack
420460	420460-1	SPST	On/Off	15	12	7/16"	7/16"	.03	10 ea

This SPST On/Off Toggle Switch includes On/Off dash plate. Maximum panel thickness: 7/16". Constructed of stamped brass and molded Bakelite for durability and corrosion resistance. 15A @ 12VDC.



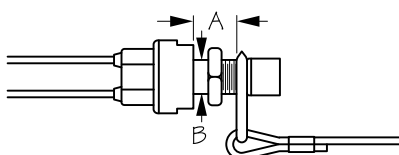
TOGGLE SWITCH

Stamped Brass



Bulk	Display	Circuit	Action	Amps	Volts	A	B	Wt.(lb.)	Std. Pack	
420465	420465-1	SPST	On/Off	15	12	3/8"	7/16"	.06	10 ea	
420479	420479-1	Waterproof Cap Only							.01	10 ea

This SPST On/Off Toggle Switch wires easily with two screw terminals. Constructed of stamped brass for durability and corrosion resistance. Maximum panel thickness: 3/8". 15A @ 12VDC. Waterproof Cap (420479) sold separately.



KILL SWITCH

Stamped Brass/Injection Molded Nylon & Delrin



Bulk	Display	A	B	Kill Style	Max Amp	Wt.(lb.)	Std. Pack	
420486	420486-1	5/8"	5/8"	Magneto	5	.08	10 ea	
420487	420487-1	5/8"	5/8"	Ignition	5	.08	10 ea	
420489	420489-1	Lanyard Only					.06	10 ea

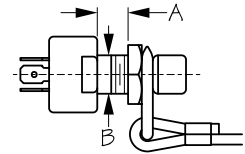
Marine emergency cut-off Kill Switch attaches to your life vest while operating a boat or personal water craft. Designed to instantly cut battery power when detached. The magneto (red cap) version functions in applications where the circuit is normally open (not complete) with the lanyard clip in place on switch. When lanyard is pulled and clip is removed from switch, circuit is closed (complete), allowing grounding to a suitable ground such as a grounding block, the battery, or on the engine itself. The ignition (gray cap) version functions in applications where the circuit is normally closed (complete) with the lanyard clip in place on switch. When lanyard is pulled and clip is removed from switch, the circuit is open (not complete), resulting in interruption of current to the ignition shutting off engine. Both kill switches include a coiled lanyard that is approximately 15" when coiled and 48" when stretched, which should be replaced if worn, cut, or frayed. Mounting hole is 5/8" in diameter. Maximum panel thickness: 5/8". Maximum 5A draw. Constructed of weatherproof injection molded nylon and Delrin with brass terminals. **WARNING:** Switch should be tested for proper function before each use.

8 Lights & Switches



KILL SWITCH - UNIVERSAL

Stamped Brass/Injection Molded Nylon & Delrin



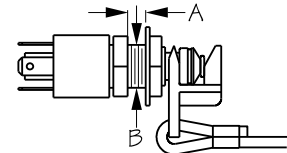
Bulk	Display	A	B	Kill Style	Max Amp	Wt.(lb.)	Std. Pack
420488	420488-1	7/16"	5/8"	Universal	5	.10	10 ea
420489	420489-1	Lanyard Only				.06	10 ea

The marine emergency cut-off Universal Kill Switch attaches to your life vest while operating a boat or personal watercraft and is designed to instantly cut battery power when detached. Dual circuitry allows kill switch to be wired for either ignition kill or magneto kill depending on the application. The switch includes a lanyard approximately 15" when coiled and 48" when stretched, which should be replaced if worn, cut, or frayed. Mounting hole is 5/8" in diameter. Maximum panel thickness: 3/8". Maximum 5A draw. Constructed of weatherproof injection molded nylon and Delrin with 1/4" brass terminals. **WARNING:** Switch should be tested for proper function before each use.



KILL SWITCH - UNIVERSAL WITH FLOATING LANYARD

Stamped Brass/Injection Molded Nylon & Delrin



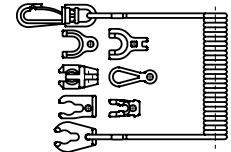
Bulk	Display	A	B	Kill Style	Max Amp	Wt.(lb.)	Std. Pack
420498	420498-1	1/4"	5/8"	Universal	5	.13	10 ea
420499	420499-1	Lanyard Only				.08	10 ea

This marine emergency cut-off Universal Kill Switch with Floating Lanyard attaches to your life vest while operating a boat or personal watercraft. Designed to instantly cut battery power when detached. Dual circuitry allows kill switch to be wired for either ignition kill or magneto kill depending on the application. The switch includes a floating lanyard approximately 15" when coiled and 48" when stretched, which should be replaced if worn, cut, or frayed. Mounting hole is 5/8" in diameter. Maximum panel thickness: 3/8". Maximum 5A draw. Constructed of weatherproof injection molded nylon and Delrin with 1/4" brass terminals. **WARNING:** Switch should be tested for proper function before each use.



7 KEY KILL SWITCH UNIVERSAL LANYARD

Injection Molded Nylon & Delrin



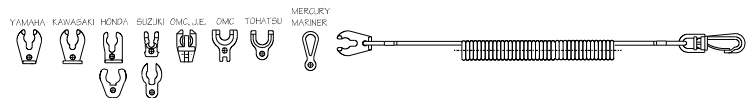
Bulk	Display	Length	Wt.(lb.)	Std. Pack
n/a	420495-1	50"	.08	10 ea

This marine emergency cut-off 7 Key Universal Kill Switch with Lanyard attaches to your life vest while operating a boat or personal watercraft. Designed to instantly cut battery power when detached. The 7 key 50" lanyard fits OMC, Johnson, Evinrude, Mercury, Mariner, Force, Yamaha, Honda, Tohatsu, Suzuki, and Nissan kill switches. Constructed of injection molded nylon and Delrin.



KILL SWITCH 10 KEY UNIVERSAL LANYARD

Injection Molded Nylon & Delrin



Bulk	Display	Length	Wt.(lb.)	Std. Pack
n/a	420496-1	50"	.10	10 ea

This marine emergency cut-off 10 Key Universal Kill Switch with Lanyard attaches to your life vest while operating a boat or personal watercraft. Designed to instantly cut battery power when detached. The 10 key 50" lanyard fits Johnson, Evinrude, Mercury, Yamaha, Honda, Tohatsu, Suzuki, Kawasaki, OMC, and Nissan kill switches. Constructed of injection molded nylon and Delrin.



9

Fuses &
Accessories

Circuit Breakers

Mini Thermal
Breakers

Electrical Panels

Power Sockets

Battery Clips

Terminal Blocks

Buss Bars

Cable Ties

Cable Clamps

Horns

Bilge Blowers

Light Bulbs

12V Fans

Wire Strippers/
Crimpers

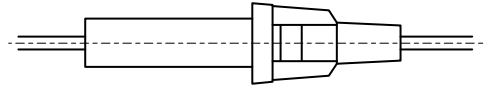
2015

Electrical



AGC INLINE FUSE HOLDER

Injection Molded Nylon



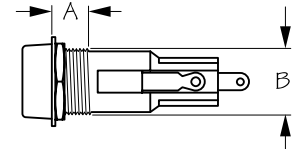
Bulk	Display	Includes	Wire/Length	Fuse Size	Wt.(lb.)	Std. Pack
420500	420500-1	20 Amp AGC Fuse	14 ga/11-1/2"	1/4" x 1-1/4"	.04	10 ea

AGC Inline Fuse Holder provides over-current protection in a convenient push together inline holder. Install by cutting the 11-1/2" wire lead and stripping both ends. Constructed of injection molded nylon with a 14 gauge wire lead. Accepts standard 1/4" x 1-1/4" AGC Style Fuses (444101-444120, and 444190; sold separately). Maximum 20A @ 12VDC. Includes a 20A AGC fuse.



AGC FUSE HOLDER WITH PUSH-IN CAP

Stamped Brass/Molded Bakelite



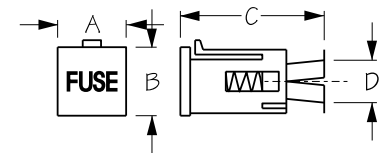
Bulk	Display	A	B	Release Location	Volts	Max. Amps	Wt.(lb.)	Std. Pack
420501	420501-1	1/4"	9/16"	Side	12	10	.02	10 ea
n/a	422199-1	Replacement Red Insert for Fuse Holder					.01	10 pr

The panel mounted AGC Fuse Holder provides over-current protection in electrical circuits. Side release solder terminal. Accepts standard 1/4" x 1-1/4" AGC Style Fuses (444101-444110) sold separately. Maximum 10A @ 12VDC. Constructed of molded Bakelite with stamped brass contacts and push-in cap.



REPLACEMENT RED INSERT FOR FUSE HOLDER

Stamped Brass/Molded Bakelite



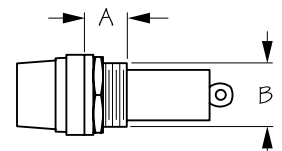
Bulk	Display	A	B	C	D	Release Location	Wt.(lb.)	Std. Pack
n/a	422199-1	7/16"	7/16"	1"	1/4"	Side	.01	10 pr

Replacement Red Insert for Fuse Holder (420501) and Switch Panels (422010, 422110, and 422310).



AGC FUSE HOLDER WITH SCREW-ON CAP

Stamped Brass/Molded Bakelite



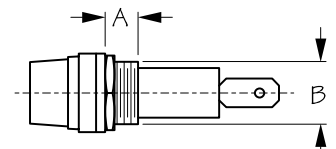
Bulk	Display	A	B	Volts	Max. Amps	Wt.(lb.)	Std. Pack
420502	420502-1	7/16"	9/16"	12	15	.03	10 ea

The panel mounted AGC Fuse Holder provides over-current protection in electrical circuits. Solder terminal. Accepts standard 1/4" x 1-1/4" AGC Style Fuses (444101-444115, and 444190; sold separately). Maximum 15A @ 12VDC. Constructed of molded Bakelite with stamped brass contacts and a screw-on cap.



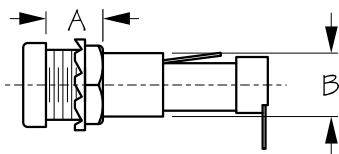
AGC ROUND FUSE HOLDER - SPADE TERMINAL

Stamped Brass/Molded Bakelite



Bulk	Display	A	B	Volts	Max. Amps	Wt.(lb.)	Std. Pack
420503	420503-1	3/8"	9/16"	12	15	.03	10 ea

The panel mounted AGC Round Fuse Holder provides over-current protection in electrical circuits. Spade terminal. Accepts standard 1/4" x 1-1/4" AGC Style Fuses (444101-444115, and 444190; sold separately). Maximum 15A @ 12VDC. Constructed of molded Bakelite with stamped brass contacts and a screw-on cap.



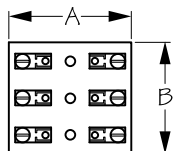
AGC ROUND FUSE HOLDER W/ FLUSH CAP - SPADE TERMINAL

Stamped Brass/Molded Bakelite



Bulk	Display	A	B	Volts	Max. Amps	Wt.(lb.)	Std. Pack
420504	420504-1	3/8"	1/2"	12	15	.01	10 ea

The panel mounted AGC Round Fuse Holder provides over-current protection in electrical circuits. Spade terminal. Accepts standard 1/4" x 1-1/4" AGC Style Fuses (444101-444115, and 444190; sold separately). Maximum 15A @ 12VDC. Constructed of molded Bakelite with stamped brass contacts and a flush cap.



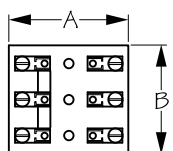
AGC FUSE BLOCK

Stamped Brass/Molded Bakelite



Bulk	Display	Terminals	A	B	Fastener	Wt.(lb.)	Std. Pack
420513	420513-1	3	2-7/16"	2-1/4"	#8 RH	.09	10 ea
420516	420516-1	6	2-7/16"	4-1/2"	#8 RH	.18	10 ea

Multiple gang AGC Fuse Blocks are used to provide over-current protection in electrical circuits. Accepts standard 1/4" x 1-1/4" AGC Style Fuses (444101-444120, and 444190; sold separately). 20A @ 12VDC. Constructed of molded Bakelite with brass fuse clips and screws. Installs with #8 RH fasteners (not included).



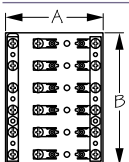
AGC FUSE BLOCK WITH BUSS BAR

Stamped Brass/Molded Bakelite




Bulk	Display	Terminals	A	B	Fastener	Wt.(lb.)	Std. Pack
420523	420523-1	3	2-7/16"	2-1/4"	#8 RH	.09	10 ea
420526	420526-1	6	2-7/16"	4-1/2"	#8 RH	.19	10 ea
420529	420529-1	9	2-7/16"	6-3/4"	#8 RH	.28	10 ea

The multiple gang AGC Fuse Block includes a built-in buss bar to conveniently connect electrical wires. Used to provide over-current protection in electrical circuits. Accepts standard 1/4" x 1-1/4" AGC Style Fuses (444101-444120, and 444190; sold separately). 20A @ 12VDC. Constructed of molded Bakelite with brass fuse clips and screws. Installs with #8 RH fasteners (not included).



AGC FUSE/TERMINAL BLOCK

Stamped Brass/Molded Bakelite



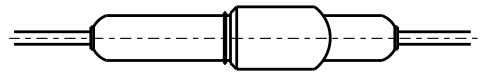
Bulk	Display	Terminals	A	B	Wt.(lb.)	Std. Pack
420544	420544-1	4	3-5/16"	3"	.20	10 ea
420546	420546-1	6	3-5/16"	4-1/2"	.30	10 ea

The combination multiple gang AGC Fuse Blocks feature a separate grounding terminal bar for circuit distribution to route and connect power or ground circuits. Useful for consolidating multiple wires or feeding multiple circuits. Accepts standard 1/4" x 1-1/4" AGC Style Fuses (444101-444120, and 444190; sold separately). 20A @ 12VDC. Constructed of molded Bakelite with brass fuse clips and screws. Installs with #8 RH fasteners (not included).



AGC WATERTIGHT INLINE FUSE HOLDER

Injection Molded PVC



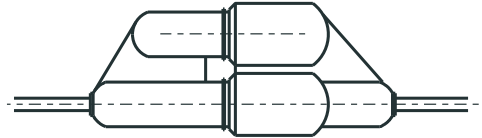
Bulk	Display	Amps	Wire Gauge	Wt.(lb.)	Std. Pack
420552	420552-1	10	16	.02	10 ea
420553	420553-1	15	14	.02	10 ea
420554	420554-1	20	12	.03	10 ea
420555	420555-1	30	10	.04	10 ea
420557	420557-1	50	8	.06	10 ea

AGC Watertight Inline Fuse Holders feature a snap tight connection for use in wet or semi-wet locations. Includes standard 1/4" x 1-1/4" 10A, 15A, 20A, 30A, or 50A glass fuse. Wire gauge from 8-16 AWG. Constructed of injection molded PVC.



AGC WATERTIGHT INLINE DUAL FUSE HOLDER

Injection Molded PVC



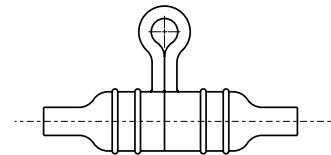
Bulk	Display	Amps	Wire Gauge	Wt.(lb.)	Std. Pack
420562	420562-1	10	16	.04	10 ea
420563	420563-1	15	14	.04	10 ea
420564	420564-1	20	12	.05	10 ea
420565	420565-1	30	10	.05	10 ea

AGC Watertight Inline Dual Fuse Holders feature a snap tight connection for use in wet or semi-wet locations. Includes standard 1/4" x 1-1/4" 10A, 15A, 20A, or 30A glass fuse and an extra emergency fuse. Fuse holder has a specially designed case that is molded with a second fuse pocket for convenient access to a spare fuse. Wire gauge from 10-16 AWG. Constructed of injection molded PVC.



AGC INLINE FUSE HOLDER

Tin Plated Copper/Injection Molded Nylon



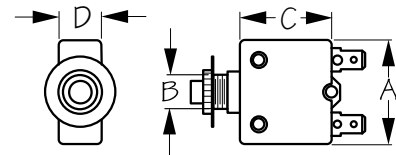
Bulk	Display	Max. Amps	Wire Gauge	Wt.(lb.)	Std. Pack
420570	420570-1	30	18-12	.02	10 ea

The AGC Inline Fuse Holder is ideal for the harsh marine environment. Includes two crimp-on terminals for 12-18 AWG wire. Accepts AGC and MDL fuses (not included). Maximum 30A. Constructed of waterproof and UV resistant injection molded nylon with tin plated copper contacts.



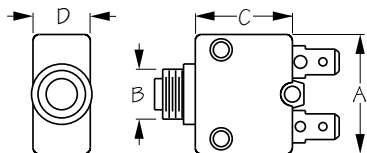
THERMAL AC/DC CIRCUIT BREAKER

Stamped Brass/Molded Bakelite



Bulk	Display	Amps	A	B	C	D	UL Listed	Panel Depth	Wt.(lb.)	Std. Pack
420805	420805-1	5	1-3/8"	7/16"	1-1/4"	9/16"	A-0701	3/16"	.07	10 ea
420806	420806-1	6	1-3/8"	7/16"	1-1/4"	9/16"	A-0701	3/16"	.07	10 ea
420808	420808-1	8	1-3/8"	7/16"	1-1/4"	9/16"	A-0701	3/16"	.07	10 ea
420810	420810-1	10	1-3/8"	7/16"	1-1/4"	9/16"	A-0701	3/16"	.07	10 ea
420815	420815-1	15	1-3/8"	7/16"	1-1/4"	9/16"	A-0701	3/16"	.07	10 ea
420820	420820-1	20	1-3/8"	7/16"	1-1/4"	9/16"	A-0701	3/16"	.07	10 ea
420830	420830-1	30	1-3/8"	7/16"	1-1/4"	9/16"	A-0701	3/16"	.07	10 ea
420839	420839-1	Thermal Breaker Boot Only							.01	10 pr

Thermal AC/DC Circuit Breakers are designed to protect an electrical circuit from damage caused by excess current. Vibration and shock resistant these push-to-reset circuit breakers are an economical alternative to magnetic breakers. Unlike sacrificial fuses they have the advantage of being resettable after tripping. Panel mounted compact design. Constructed of molded Bakelite with quick connect, terminal style, stamped brass contacts. Optional Thermal Breaker Boot (420839) provides additional protection in wet environments. 5-30A @ 125-250VAC. 32VDC.



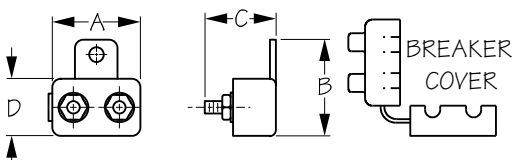
MINI THERMAL AC/DC CIRCUIT BREAKER

Stamped Brass/Molded Bakelite




Bulk	Display	Amps	A	B	C	D	UL Listed	Panel Depth	Wt.(lb.)	Std. Pack
420805M	420805M-1	5	1-1/8"	7/16"	15/16"	9/16"	A-0709	3/16"	.03	10 ea
420808M	420808M-1	8	1-1/8"	7/16"	15/16"	9/16"	A-0709	3/16"	.03	10 ea
420810M	420810M-1	10	1-1/8"	7/16"	15/16"	9/16"	A-0709	3/16"	.03	10 ea
420815M	420815M-1	15	1-1/8"	7/16"	15/16"	9/16"	A-0709	3/16"	.03	10 ea
420820M	420820M-1	20	1-1/8"	7/16"	15/16"	9/16"	A-0709	3/16"	.03	10 ea
420839	420839-1	Thermal Breaker Boot Only							.01	10 pr

Mini Thermal AC/DC Circuit Breakers can replace glass fuse holders in Sea-Dog® Switch Panels (425130, 425144, 425146, and 425160). Constructed of molded Bakelite with terminal style stamped brass contacts. Optional Thermal Breaker Boot (420839) provides additional protection in wet environments. 5-20A @125-250VAC. 32VDC.



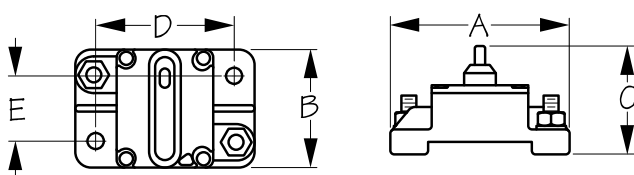
RESETTABLE CIRCUIT BREAKER

Stamped Brass/Injection Molded Nylon/Polycarbonate



Bulk	Display	Amps	Volts	Cover Included	A	B	C	D	Wt.(lb.)	Std. Pack
420842	420842-1	20	12 or 24	No	1-5/16"	1-7/16"	1-3/8"	7/8"	.04	10 ea
n/a	420852-1	20	12 or 24	Yes	1-5/16"	1-7/16"	1-3/8"	7/8"	.05	5 ea
420843	420843-1	30	12 or 24	No	1-5/16"	1-7/16"	1-3/8"	7/8"	.04	10 ea
n/a	420853-1	30	12 or 24	Yes	1-5/16"	1-7/16"	1-3/8"	7/8"	.05	5 ea
420844	420844-1	40	12 or 24	No	1-5/16"	1-7/16"	1-3/8"	7/8"	.04	10 ea
n/a	420854-1	40	12 or 24	Yes	1-5/16"	1-7/16"	1-3/8"	7/8"	.05	5 ea
420845	420845-1	50	12 or 24	No	1-5/16"	1-7/16"	1-3/8"	7/8"	.04	10 ea
n/a	420855-1	50	12 or 24	Yes	1-5/16"	1-7/16"	1-3/8"	7/8"	.05	5 ea
420840	420840-1	Breaker Cover Only							.01	1 ea

Inline Resettable Circuit Breakers with manual reset button are for use with higher amperage accessories. These breakers are ignition protected and can be installed aboard gasoline powered boats. May be used on 12V or 24V systems. Constructed of injection molded nylon and polycarbonate and stamped brass #10-32 studs with nuts. The copper post is the battery or "power in" post and the silver post is the auxiliary or "power out" protected post. Available with or without splash proof Breaker Cover (420840). Complies with SAE standard J553 and SAE J1171.



HI AMP SURFACE MOUNT RESETTABLE CIRCUIT BREAKER

Stainless Steel Studs and Washers/Thermoset Plastic



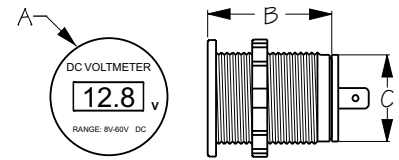
Bulk	Display	Amps	A	B	C	D	E	Wt.(lb.)	Std. Pack
420864	420864-1	40	2-7/8"	1-7/8"	1-3/4"	2-3/16"	1-1/16"	.22	1 ea
420865	420865-1	50	2-7/8"	1-7/8"	1-3/4"	2-3/16"	1-1/16"	.22	1 ea
420867	420867-1	80	2-7/8"	1-7/8"	1-3/4"	2-3/16"	1-1/16"	.22	1 ea

These Hi Amp Resettable Circuit Breakers provide a visible indication of tripped condition. Single pole thermal type breaker they have a voltage rating of 48VDC and an interrupt level of 3000 amperes. Surface mounted, a mounting panel is not required. Sealed for engine compartment and bilge area applications. Constructed of Thermoset plastic with stainless steel studs and washers.



OLED VOLT METER

Injection Molded Nylon



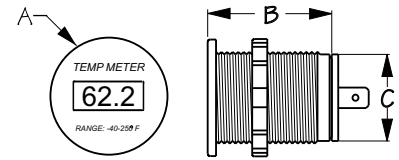
Bulk	Display	A	B	C	Volts	Wt.(lb.)	Std. Pack
n/a	421600-1	1-7/16"	3/4"	1-1/8"	8-60	.02	5 ea

The OLED (Organic LED) Voltmeter is designed to withstand constant vibration and the rigors of a marine environment. Monitors voltage on a bright, waterproof, daylight readable OLED screen. High contrast and resolution make this screen visible from a wide viewing angle, even with polarized sunglasses. Reverse polarity protected. Constructed of injection molded nylon with terminal spade contacts. Installation is as easy as drilling a 1-1/8" hole, inserting the socket body, tightening the locking nut, and connecting the wires. Also fits Sea-Dog® Power Socket Shell (426100) and Mounting Bracket (426105). Input 8-60VDC. IP66 rating.



OLED TEMPERATURE METER

Injection Molded Nylon



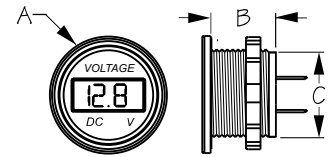
Bulk	Display	A	B	C	Volts	Temp Range	Wt.(lb.)	Std. Pack
421610	421610-1	1-7/16"	3/4"	1-1/8"	12-24	-67°F to 248°F	.02	5 ea

OLED (Organic LED) Temperature Meter is designed to withstand constant vibration and the rigors of a wet marine or dusty outback environment. Includes a prewired temperature sensor with a 6' cable. Monitors temperature on a bright, waterproof, daylight readable OLED screen. High contrast and resolution make this screen visible from a wide viewing angle, even with polarized sunglasses. Reverse polarity protected. Same compact round size as a standard 12V receptacle, this OLED Temperature Meter supports many installation options. Constructed of injection molded nylon. Installation is as easy as drilling a 1-1/8" hole, inserting the socket body, tightening the locking nut, and connecting the wires. IP66 rating.



ROUND DIGITAL VOLT METER

Injection Molded Nylon



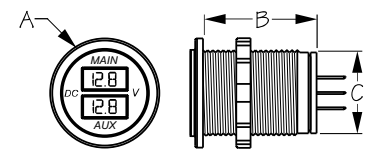
Bulk	Display	A	B	C	Volts	Wt.(lb.)	Std. Pack
421615	421615-1	1-7/16"	3/4"	1-1/8"	4-30	.02	10 ea

Round Digital Voltmeter is the same compact round size as a standard 12V receptacle supporting many installation options. Constructed of injection molded nylon. Designed for use in interior or fully protected locations only. Red LED display. Input 4-30VDC. RoHS compliant.



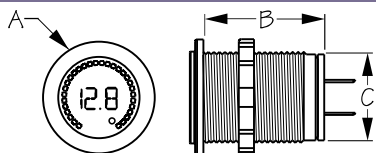
DUAL ROUND VOLT METER

Injection Molded Nylon



Bulk	Display	A	B	C	Volts	Wt.(lb.)	Std. Pack
421616	421616-1	1-7/16"	1-3/8"	1-1/8"	10-48	.04	5 ea

This digital Dual Round Voltmeter displays voltage for main and auxiliary batteries simultaneously. The same compact size as a standard 12V receptacle socket, this voltmeter supports many installation options. Constructed of injection molded nylon. Red LED display. Input 10-48VDC. IP65 rating.



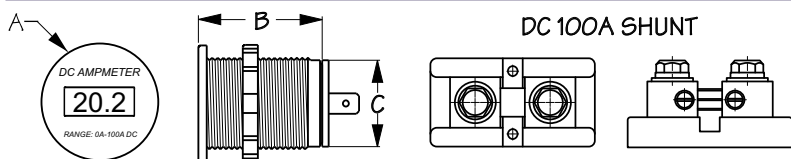
RAINBOW DISPLAY DIGITAL VOLTMETER

Injection Molded Nylon



Bulk	Display	A	B	C	Volts	Wt.(lb.)	Std. Pack
421617	421617-1	1-7/16"	3/4"	1-1/8"	5-15	.02	5 ea

The Rainbow Display Digital Voltmeter gives the user quick, visual, color-coded voltage information. Red/orange means the voltage is too low. Green means voltage is normal. The same compact round size as a standard 12V receptacle, this voltmeter supports many installation options. Constructed of injection molded nylon. Rainbow LED display. For use with 12V systems. IP65 rating.



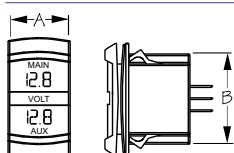
OLED 100 AMP METER

Injection Molded Nylon



Bulk	Display	A	B	C	Volts	Amps	Wt.(lb.)	Std. Pack
421620	421620-1	1-7/16"	3/4"	1-1/8"	12-24	0-100	.02	5 ea

OLED (Organic LED) 100 Amp Meter is designed to withstand constant vibration and the rigors of a wet marine or dusty outback environment. Includes 100A/50mV shunt. Monitors amperage on a bright, waterproof, daylight readable OLED screen. High contrast and resolution make this screen visible from a wide viewing angle, even with polarized sunglasses. Reverse polarity protected. Same compact round size as a standard 12V receptacle, this OLED 100 Amp Meter supports many installation options. Constructed of injection molded nylon. Installation is as easy as drilling a 1-1/8" hole, inserting the socket body, tightening the locking nut, and connecting the wires. IP66 rating.



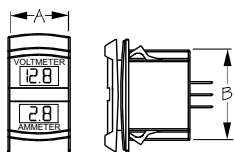
DUAL VOLTMETER ROCKER SWITCH STYLE

Injection Molded Nylon



Bulk	Display	A	B	Volts	Wt.(lb.)	Std. Pack
421636	421636-1	13/16"	1-7/16"	10-48	.04	5 ea

This Digital Dual Voltmeter monitors and displays the voltage for main and auxiliary batteries simultaneously. Rocker switch styling means this voltmeter fits any standard 13/16" x 1-7/16" rocker switch panel slot. Constructed of injection molded nylon. Red LED display. Input 10-48VDC. IP65 rating.



DUAL VOLT/AMP METER ROCKER SWITCH STYLE

Injection Molded Nylon



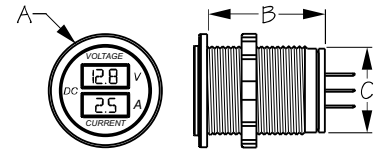
Bulk	Display	A	B	Volts	Amps	Wt.(lb.)	Std. Pack
421645	421645-1	13/16"	1-7/16"	6-30	10	.04	5 ea

This Digital Dual Volt/Amp Meter monitors and displays voltage and amps simultaneously. Rocker switch styling means this meter will fit into any standard 13/16" x 1-7/16" rocker switch panel slot. Constructed of injection molded nylon. Red LED display. Input 6-30VDC. IP65 rating.



ROUND DIGITAL VOLT/AMP METER

Injection Molded Nylon



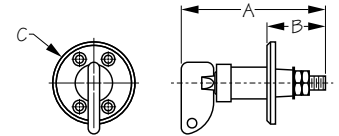
Bulk	Display	A	B	C	Volts	Amps	Wt.(lb.)	Std. Pack
421625	421625-1	1-7/16"	1-3/8"	1-1/8"	4-30	10	.04	10 ea

The Round Digital Volt/Amp Meter displays voltage and amps simultaneously. The same compact round size as a standard 12V receptacle, this meter supports many installation options. Constructed of injection molded nylon. Red LED display. Input 4-30VDC. DC shunt not required. IP65 rating.



HEAVY DUTY BATTERY SWITCH WITH CAP

Injection Molded Nylon



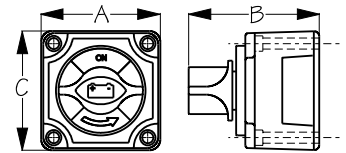
Bulk	Display	A	B	C	Wt.(lb.)	Std. Pack
420600	420600-1	4"	1-5/8"	2-1/4"	.29	10 ea

Heavy Duty Battery Switch with Cap features a removable key for extra security. 500A momentary, 75A continuous. 12-24VDC.



BATTERY SWITCH WITH KNOB

Machined Brass/Injection Molded Nylon



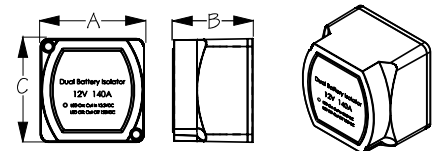
Bulk	Display	A	B	C	Function	Volts	Amps	Fastener	Wt.(lb.)	Std. Pack
422760	422760-1	2-3/4"	2-3/4"	3"	Off/1/Both/2	48	300	#10 RH	.36	1 ea
422761	422761-1	2-3/4"	2-3/4"	3"	On/Off	48	300	#10 RH	.36	1 ea

Battery disconnect and selector switches either switch a single battery to a single load group or isolates and/or combines two battery banks. Can be surface or rear panel mounted. Ignition protected. Safe for installation on gasoline powered boats. Constructed of injection molded nylon with machined brass contacts. Installs with four #10 RH fasteners (not included).



SMART DUAL BATTERY ISOLATOR

Machined Brass/Injection Molded Nylon



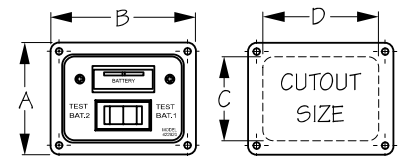
Bulk	Display	A	B	C	Volts	Amps	Fastener	Wt.(lb.)	Std. Pack
n/a	422790-1	2-5/8"	2-5/8"	2"	12	140	#8 RH	.45	1 ea

This Smart Dual Battery Isolator is ideal for dual battery applications. Allows two batteries to automatically charge at the same time and then isolates the batteries, ensuring the starting battery is always charged and ready for use. Automatically engages or disengages the circuit at pre-set voltages by sensing the input voltage generated, eliminating the possibility of discharging the primary starting battery. Cut-in voltage: 13.3V. Cut-out voltage: 12.8V. Also features surge protection and an LED indicator to alert the user when the unit is engaged. Constructed of machined brass with a weatherproof injection molded nylon housing and durable silver tipped contacts. Installs with two #8 RH fasteners (included). 12VDC. 140A. IP65 rating.



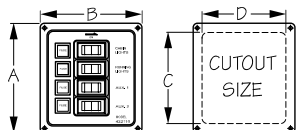
BATTERY TEST ROCKER SWITCH PANEL

Stamped Anodized Aluminum



Bulk	Display	A	B	C	D	Wt.(lb.)	Std. Pack
n/a	422020-1	2-1/2"	3-1/4"	1-3/4"	2-9/16"	.17	1 ea
420443	420443-1	Replacement Rocker Switch				.02	10 ea

This Battery Test Rocker Switch Panel is an economical gauge to quickly test the current charge on two separate batteries. Clear gauge shows current charge status of each battery by toggling the 3-position rocker switch between the two. Constructed of corrosion resistant stamped anodized aluminum. 2-1/2" H x 3-1/4" W.



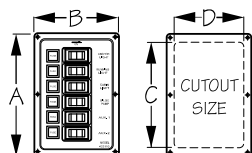
ALUMINUM VERTICAL ROCKER SWITCH PANEL

Stamped Anodized Aluminum



Bulk	Display	A	B	C	D	No. of Switches	Wt.(lb.)	Std. Pack
n/a	422010-1	4-7/8"	4-1/2"	3-15/16"	3-1/2"	4	.37	1 ea
OP9A0103	n/a	Replacement Decal Sheet (32 peel and stick labels)					.01	1 ea
420501	420501-1	Replacement Fuse Holder					.02	10 ea
n/a	422199-1	Replacement Red Insert for Fuse Holder					.01	10 pr
420441	420441-1	Replacement Rocker Switch					.02	10 ea

Aluminum Vertical Rocker Switch Panel features four 15A 12VDC illuminated SPST On/Off rocker switches and four 10A 12VDC fuse holders. Individual circuit 10A max. 37A total. Includes a sheet of 20 preprinted decals to customize to your specific applications. Constructed of stamped anodized aluminum. Installs with four #6 RH fasteners (not included). 12VDC.



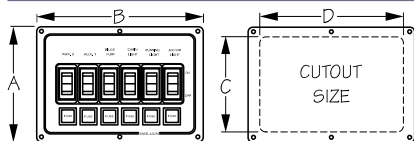
ALUMINUM VERTICAL ROCKER SWITCH PANEL

Stamped Anodized Aluminum



Bulk	Display	A	B	C	D	No. of Switches	Wt.(lb.)	Std. Pack
n/a	422110-1	6-1/2"	4-1/2"	5-1/2"	3-1/2"	6	.51	1 ea
n/a	422199-1	Replacement Red Insert for Fuse Holder					.01	10 pr
420501	420501-1	Replacement Fuse Holder					.02	10 ea
420441	420441-1	Replacement Rocker Switch					.02	10 ea
OP9A0103	n/a	Replacement Decal Sheet (32 peel-and-stick labels)					.01	1 ea

Aluminum Vertical Rocker Switch Panel features six 15A 12VDC illuminated SPST On/Off rocker switches and six 10A 12VDC fuse holders. Individual circuit 10A max. 37A total. Includes a sheet of 20 preprinted decals to customize to your specific applications. Constructed of stamped anodized aluminum. Installs with six #6 RH fasteners (not included). 12VDC.



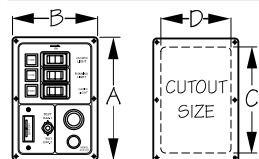
ALUMINUM HORIZONTAL ROCKER SWITCH PANEL

Stamped Anodized Aluminum



Bulk	Display	A	B	C	D	No. of Switches	Wt.(lb.)	Std. Pack
n/a	422210-1	4-1/2"	6-1/2"	3-1/2"	5-1/2"	6	.51	1 ea
420501	420501-1	Replacement Fuse Holder					.02	10 ea
420441	420441-1	Replacement Rocker Switch					.02	10 ea
OP9A0103	n/a	Replacement Decal Sheet (32 peel-and-stick labels)					.01	1 ea

Aluminum Horizontal Rocker Switch Panel features six 15A 12VDC illuminated SPST On/Off rocker switches and six 10A 12VDC fuse holders. Individual circuit 10A max. 37A total. Includes a sheet of 20 preprinted decals to customize to your specific applications. Constructed of stamped anodized aluminum. Installs with six #6 RH fasteners (not included). 12VDC.




BATTERY TEST ROCKER SWITCH PANEL WITH GAUGE & LIGHTER

Stamped Anodized Aluminum



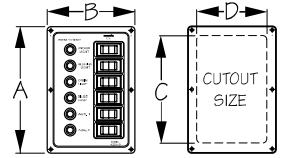
Bulk	Display	A	B	C	D	No. of Switches	Wt.(lb.)	Std. Pack
n/a	422310-1	6-1/2"	4-1/2"	5-5/8"	3-5/8"	3	.76	1 ea
420441	420441-1	Replacement Rocker Switch					.02	10 ea
n/a	422199-1	Replacement Red Insert for Fuse Holder					.01	10 pr
420501	420501-1	Replacement Fuse Holder					.02	10 ea
420502	420502-1	Replacement Screw-Top Fuse Holder					.03	10 ea
OP9A0103	n/a	Replacement Decal Sheet (32 peel-and-stick labels)					.01	1 ea

Battery Test Rocker Switch Panel features three 15A 12VDC illuminated SPST On/Off rocker switches, three 10A 12VDC fuse holders, a battery test gauge with toggle switch, and a cigarette lighter with 15A 12VDC fuse holder. Individual circuit 10A max. 37A total. Includes a sheet of 20 preprinted decals to customize to your specific applications. Constructed of stamped anodized aluminum. Installs with six #6 RH fasteners (not included). 12VDC.



ALUMINUM BREAKER PANEL

Stamped Anodized Aluminum



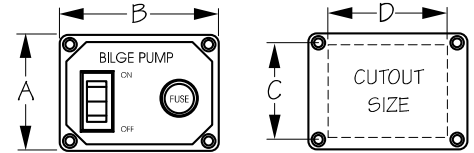
Bulk	Display	A	B	C	D	No. of Circuits	Wt.(lb.)	Std. Pack	
n/a	422800-1	6-1/2"	4-1/2"	5-1/2"	3-1/2"	6	.80	1 ea	
420441	420441-1	Replacement Rocker Switch						.02	10 ea
0P9A0103	n/a	Replacement Decal Sheet (32 peel-and-stick labels)						.01	1 ea

Aluminum Breaker Panel features six 15A 12VDC illuminated SPST On/Off rocker switches and six thermal AC/DC circuit breakers (two 3A, two 6A, one 8A, and one 10A). Individual circuit 10A max. 40A total. Includes a sheet of 20 preprinted decals to customize to your specific applications. Constructed of stamped anodized aluminum. Installs with six #6 RH fasteners (not included). 12VDC.



BILGE PUMP PANEL WITH FUSE HOLDER

Injection Molded ABS



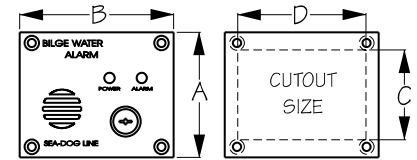
Bulk	Display	A	B	C	D	Fastener	Wt.(lb.)	Std. Pack	
423030	423030-1	2-3/16"	3"	1-11/16"	2-1/4"	#6 RH	.07	5 ea	
420441	420441-1	Replacement Rocker Switch						.02	10 ea
420503	420503-1	Replacement Screw-Top Fuse Holder						.03	10 ea

The Sea-Dog® Bilge Pump Switch Panel comes complete with an illuminating On/Off rocker switch and panel mounted fuse holder. The panel is designed so the words "Bilge Pump" will illuminate when back lit, allowing for easy location and operation at night. Accepts AGC fuses (not included). 15A. Constructed of injection molded ABS for corrosion resistance and durability. Installs with four #6 RH fasteners (not included).



BILGE PUMP WATER ALARM PANEL

Injection Molded ABS



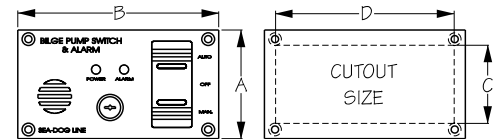
Bulk	Display	A	B	C	D	Wt.(lb.)	Std. Pack		
n/a	423033-1	2-7/16"	3"	1-3/4"	2-1/2"	.12	1 ea		
420504	420504-1	Replacement Fuse Holder (15 Amp)						.01	10 ea

The Bilge Water Alarm Panel provides both an audible and visual means of warning that the water level in your bilge is above your bilge pump float switch level. For maximum effectiveness, bilge pumps should be used in conjunction with a Sea-Dog® Bilge Pump Switch Panel (423030, 423040, or 423046). 15A. Constructed of injection molded ABS. Installs with four RH fasteners (not included).



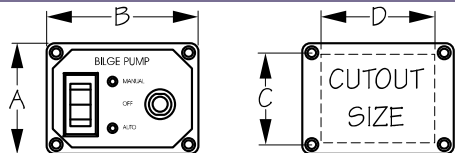
BILGE WATER ALARM PANEL WITH PUMP SWITCH

Injection Molded ABS



Bulk	Display	A	B	C	D	Wt.(lb.)	Std. Pack		
n/a	423035-1	2-7/16"	4-1/2"	1-3/4"	4"	.20	1 ea		
420504	420504-1	Replacement Fuse Holder (15 Amp)						.01	10 ea

The Bilge Water Alarm Panel with Pump Switch provides both an audible and visual means of warning that the water level in your bilge is above your bilge pump float switch level. There is no need for a separate bilge pump switch, as the control switch selects between the automatic and manual (momentary on) function of the bilge pump. 15A. Constructed of injection molded ABS. Installs with four RH fasteners (not included). WARNING: NOT FOR USE WITH PUMPS THAT HAVE BUILT-IN SWITCHES.



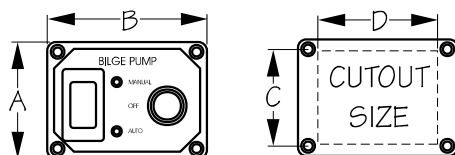
BILGE PUMP PANEL WITH CIRCUIT BREAKER

Injection Molded ABS



Bulk	Display	A	B	C	D	Fastener	Wt.(lb.)	Std. Pack
423040	423040-1	2-3/16"	3"	1-11/16"	2-1/4"	#6 RH	.11	5 ea
420443	420443-1	Replacement Rocker Switch					.02	10 ea

The deluxe Bilge Pump Panel features a three-way switch, allowing both automatic and manual switching of the bilge pump. When operated in the Manual mode, a red LED light is activated. When in the Automatic mode, a green LED light is activated. In addition, the panel is designed so the words "Bilge Pump" will illuminate when back lit, allowing for easy location and operation at night. Includes UL listed 20A circuit breaker, allowing quick and easy resetting of the system. Additional breaker sizes available (420805-420830). Constructed of injection molded ABS for maximum durability and corrosion resistance. Installs with four #6 RH fasteners (not included).



SPLASH GUARD BILGE PUMP PANEL W/ CIRCUIT BREAKER

Injection Molded ABS



Bulk	Display	A	B	C	D	Fastener	Wt.(lb.)	Std. Pack
423046	423046-1	2-3/16"	3"	1-11/16"	2-1/4"	#6 RH	.11	5 ea
420443	420443-1	Replacement Rocker Switch					.02	10 ea
420839	420839-1	Thermal Breaker Boot					.01	10 pr

The Splash Guard Bilge Pump Panel features a splash guard switch cover making this panel ideal for applications where the front might be subjected to light spray or water (NOT designed for total water immersion). This deluxe version features a three-way switch allowing both automatic and manual switching of the bilge pump. When operated in Manual mode, a red LED light is activated. When in Automatic mode, a green LED light is activated. The panel is designed so the words "Bilge Pump" will illuminate when back lit, allowing for easy location and operation at night. UL listed 20A circuit breaker included. Additional breaker sizes available (420805-420830). Constructed of injection molded ABS for maximum durability and corrosion resistance. Installs with four #6 RH fasteners (not included).

DECAL SHEET

Plastic



Bulk	Display	No. of Decals	Label Width	Label Height	Wt.(lb.)	Std. Pack
0P9A0101	n/a	60 (including 3 blanks)	1.365"	0.365"	.01	1 ea

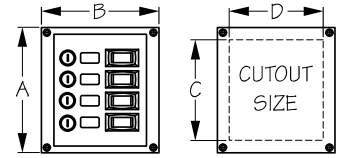
60 Labels Included:

- AC Main Shore
- Bilge Pump
- Air Cond
- Bow Light
- Running Lights
- Heater
- Cockpit Lights
- Cabin Lights Stbd
- Instruments
- 24 VCD Main
- Eng Room Lights
- Refrig
- Depth Sounder
- Wind Instrument
- Gas Valve
- Horn
- AC Outlets
- Instrument Lights
- Head
- Masthead Lights
- Anchor Light
- Sump Pump
- Accessories
- Cabin Lights
- Fore Deck Lights
- Blower
- Compass Light
- Search Lights
- DC Power
- Shower Pump
- Windlass
- 24 VDC Outlets
- Fans
- Navigation Lights
- Reversed Polarity
- Stereo TV
- AC Power
- Eng Room Blower
- Loran
- Battery Charger
- Cabin Lights Port
- Deck Lights
- 12 VDC Main
- Ignition
- Spreader Lights
- Radar 12 VDC Outlets
- Outlet Stbd
- Outlet Port
- Knotmeter
- Water Heater
- VHF R/T
- Radio
- Computer
- GPS
- Wiper
- Docking Lights
- Security Alarm
- Blank (x3)



VERTICAL 4-GANG ROCKER SWITCH PANEL

Fire Resistant Injection Molded Nylon/4 Illuminating Switches



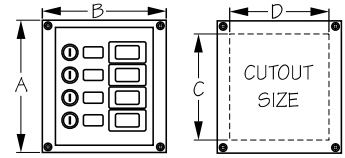
Bulk	Display	A	B	C	D	Fastener	Wt.(lb.)	Std. Pack	
n/a	424010-1	4-13/16"	4-1/2"	3-7/8"	3-5/8"	#6 RH	.47	1 ea	
OP9A0104	n/a	Replacement Decal Sheet (20 peel and stick labels)						.01	1 ea
420446	420446-1	Replacement Rocker Switch						.02	10 ea
420504	420504-1	Replacement Fuse Holder						.01	10 ea

The Vertical 4-Gang Rocker Switch Panel features four 15A 12VDC illuminated SPST On/Off rocker switches and four fuse holders for use with standard AGC 1/4" x 1-1/4" glass style fuses. Individual circuit 10A max. 37A total. These fire resistant panels are suitable for use in engine room compartments. Includes a sheet of 20 preprinted decals to customize to your specific application. Constructed of injection molded nylon. Installs with four #6 RH fasteners (not included). CE compliant. 12VDC.



SPLASH GUARD VERTICAL 4-GANG ROCKER SWITCH PANEL

Fire Resistant Injection Molded Nylon/4 Illuminating Switches



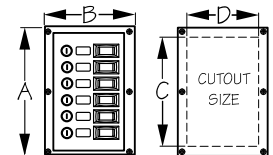
Bulk	Display	A	B	C	D	Fastener	Wt.(lb.)	Std. Pack	
n/a	424016-1	4-13/16"	4-1/2"	3-7/8"	3-5/8"	#6 RH	.47	1 ea	
420446	420446-1	Replacement Rocker Switch						.02	10 ea
420504	420504-1	Replacement Fuse Holder						.01	10 ea
OP9A0104	n/a	Replacement Decal Sheet (20 peel-and-stick labels)						.01	1 ea

The Splash Guard Vertical 4-Gang Rocker Switch Panel features four 15A 12VDC illuminated SPST On/Off rocker switches and four fuse holders for use with standard AGC 1/4" x 1-1/4" glass style fuses. Individual circuit 10A max. 37A total. The addition of splash guard switch covers make this panel ideal for use where the front might be subject to light spray or water (NOT designed for total immersion). These fire resistant panels are suitable for use in engine room compartments. Includes a mounting gasket and a sheet of 20 preprinted decals to customize to your specific application. Constructed of injection molded nylon. Installs with four #6 RH fasteners (not included). CE compliant. 12VDC.



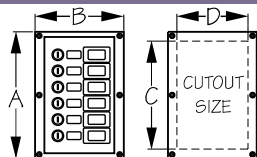
VERTICAL 6-GANG ROCKER SWITCH PANEL

Fire Resistant Injection Molded Nylon/6 Illuminating Switches



Bulk	Display	A	B	C	D	Fastener	Wt.(lb.)	Std. Pack	
n/a	424110-1	6-1/2"	4-1/2"	5-1/2"	3-5/8"	#6 RH	.92	1 ea	
420446	420446-1	Replacement Rocker Switch						.02	10 ea
420504	420504-1	Replacement Fuse Holder						.01	10 ea
OP9A0104	n/a	Replacement Decal Sheet (20 peel-and-stick labels)						.01	1 ea

The Vertical 6-Gang Rocker Switch Panel features six 15A 12VDC illuminated SPST On/Off rocker switches and six fuse holders for use with standard AGC 1/4" x 1-1/4" glass style fuses. Individual circuit 10A max. 37A total. These fire resistant panels are suitable for use in engine room compartments. Includes a sheet of 20 preprinted decals to customize to your specific application. Constructed of injection molded nylon. Installs with six #6 RH fasteners (not included). CE compliant. 12VDC.



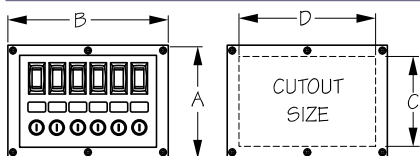
SPLASH GUARD VERTICAL 6-GANG ROCKER SWITCH PANEL

Fire Resistant Injection Molded Nylon/6 Illuminating Switches



Bulk	Display	A	B	C	D	Fastener	Wt.(lb.)	Std. Pack
n/a	424116-1	6-1/2"	4-1/2"	5-1/2"	3-5/8"	#6 RH	.92	1 ea
420446	420446-1	Replacement Rocker Switch					.02	10 ea
420504	420504-1	Replacement Fuse Holder					.01	10 ea
OP9A0104	n/a	Replacement Decal Sheet (20 peel-and-stick labels)					.01	1 ea

The Splash Guard Vertical 4-Gang Rocker Switch Panel features six 15A 12VDC illuminated SPST On/Off rocker switches and six fuse holders for use with standard AGC 1/4" x 1-1/4" glass style fuses. Individual circuit 10A max. 37A total. The addition of splash guard switch covers make this panel ideal for use where the front might be subject to light spray or water (NOT designed for total immersion). These fire resistant panels are suitable for use in engine room compartments. Includes a mounting gasket and a sheet of 20 preprinted decals to customize to your specific application. Constructed of injection molded nylon. Installs with six #6 RH fasteners (not included). CE compliant. 12VDC.



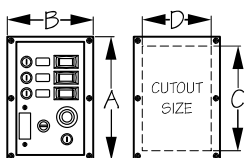
HORIZONTAL 6-GANG ROCKER SWITCH PANEL

Fire Resistant Injection Molded Nylon/6 Illuminating Switches



Bulk	Display	A	B	C	D	Fastener	Wt.(lb.)	Std. Pack
n/a	424210-1	4-1/2"	6-7/16"	3-5/8"	5-1/2"	#6 RH	.65	1 ea
420446	420446-1	Replacement Rocker Switch					.02	10 ea
420504	420504-1	Replacement Fuse Holder					.01	10 ea
OP9A0104	n/a	Replacement Decal Sheet (20 peel-and-stick labels)					.01	1 ea

The Horizontal 6-Gang Rocker Switch Panel features six 15A 12VDC illuminated SPST On/Off rocker switches and six fuse holders for use with standard AGC 1/4" x 1-1/4" glass style fuses. Individual circuit 10A max. 37A total. These fire resistant panels are suitable for use in engine room compartments. Includes a sheet of 20 preprinted decals to customize to your specific application. Constructed of injection molded nylon. Installs with six #6 RH fasteners (not included). CE compliant. 12VDC.



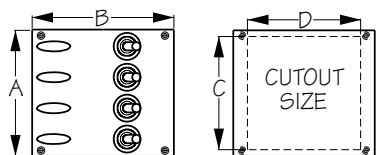
VERTICAL ROCKER SWITCH PANEL W/ BATTERY TESTER & LIGHTER

Fire Resistant Injection Molded Nylon/3 Illuminating Switches



Bulk	Display	A	B	C	D	Fastener	Wt.(lb.)	Std. Pack
n/a	424310-1	6-1/2"	4-1/2"	5-1/2"	3-5/8"	#6 RH	.76	1 ea
420446	420446-1	Replacement Rocker Switch					.02	10 ea
420504	420504-1	Replacement Thermal Breaker					.01	10 ea
OP9A0104	n/a	Replacement Decal Sheet (20 peel-and-stick labels)					.01	1 ea

Vertical Rocker Switch Panel features three 15A 12VDC illuminated SPST On/Off rocker switches, three 10A 12VDC fuse holders, a battery test gauge with switch, and a cigarette lighter with 15A 12VDC fuse holder. Individual circuit 10A max. 37A total. These fire resistant panels are suitable for use in engine room compartments. Includes a sheet of 20 preprinted decals to customize panel. Constructed of injection molded nylon. Installs with six #6 RH fasteners (not included). CE compliant. 12VDC.



TOGGLE SWITCH PANEL

Injection Molded ABS



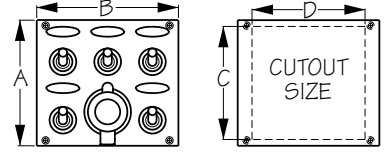
Bulk	Display	A	B	C	D	No. of Switches	Wt.(lb.)	Std. Pack
n/a	424604-1	3-3/4"	4-1/4"	3-3/8"	3-3/8"	4	.51	1 ea

The water resistant Toggle Switch Panel features four 15A 12VDC toggle switches, inline fuse holders, and a decal sheet. Constructed of injection molded ABS. Installs with four #6 RH fasteners (not included).



TOGGLE SWITCH PANEL WITH POWER SOCKET

Injection Molded ABS



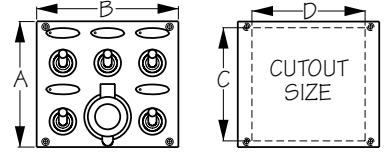
Bulk	Display	A	B	C	D	No. of Switches	Wt.(lb.)	Std. Pack
n/a	424605-1	3-3/4"	4-1/4"	3-3/8"	3-3/8"	5	.69	1 ea

The water resistant Toggle Switch Panel features five 15A 12VDC toggle switches, a 12VDC power socket, inline fuse holders, and a decal sheet. Constructed of injection molded ABS. Installs with four #6 RH fasteners (not included).



TOGGLE SWITCH PANEL WITH USB POWER SOCKET

Injection Molded ABS/Polycarbonate



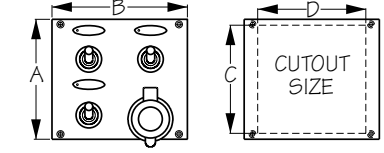
Bulk	Display	A	B	C	D	No. of Switches	Wt.(lb.)	Std. Pack
n/a	424617-1	4"	4-5/16"	3-3/8"	3-3/8"	5	.69	1 ea

The water resistant Toggle Switch Panel features five 15A 12VDC toggle switches with blue LED indicator lights, blue LED lit double USB power socket, ATC fuse holders, and a decal sheet. USB power socket output is 4.8A, 2.4A per side. Constructed of injection molded ABS and polycarbonate. Installs with four #6 RH fasteners (not included). Rated IP66.



TOGGLE SWITCH PANEL WITH LED POWER SOCKET

Injection Molded ABS/Polycarbonate



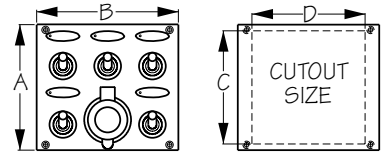
Bulk	Display	A	B	C	D	No. of Switches	Wt.(lb.)	Std. Pack
n/a	424623-1	4"	4-5/16"	3-3/8"	3-3/8"	3	.50	1 ea

The water resistant Toggle Switch Panel features three 15A 12VDC toggle switches with blue LED indicator lights, a blue LED lit power socket, ATC fuse holders, and a decal sheet. Constructed of injection molded ABS and polycarbonate. Installs with four #6 RH fasteners (not included). Rated IP66.



TOGGLE SWITCH PANEL WITH LED POWER SOCKET

Injection Molded ABS/Polycarbonate



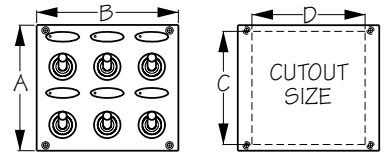
Bulk	Display	A	B	C	D	No. of Switches	Wt.(lb.)	Std. Pack
n/a	424627-1	4"	4-5/16"	3-3/8"	3-3/8"	5	.69	1 ea

The water resistant Toggle Switch Panel features five 15A 12VDC toggle switches with blue LED indicator lights, a blue LED lit power socket, ATC fuse holders, and a decal sheet. Constructed of injection molded ABS and polycarbonate. Installs with four #6 RH fasteners (not included). Rated IP66.



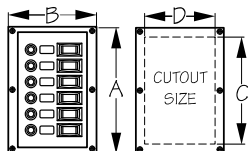
TOGGLE SWITCH PANEL

Injection Molded ABS/ Polycarbonate



Bulk	Display	A	B	C	D	No. of Switches	Wt.(lb.)	Std. Pack
n/a	424636-1	4"	4-5/16"	3-3/8"	3-3/8"	6	.70	1 ea

The water resistant Toggle Switch Panel features six 15A 12VDC toggle switches with blue LED indicator lights, ATC fuse holders, and a decal sheet. Constructed of injection molded ABS and polycarbonate. Installs with four #6 RH fasteners (not included). Rated IP66.

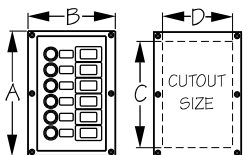


VERTICAL 6-GANG BREAKER ROCKER SWITCH PANEL

Fire Resistant Injection Molded Nylon/6 Illuminating Switches

Bulk	Display	A	B	C	D	Fastener	Wt.(lb.)	Std. Pack
n/a	424800-1	6-1/2"	4-1/2"	5-1/2"	3-5/8"	#6 RH	.92	1 ea
420446	420446-1	Replacement Rocker Switch					.02	10 ea
0P9A0104	n/a	Replacement Decal Sheet (20 peel-and-stick labels)					.01	1 ea

The Vertical 6-Gang Breaker Rocker Switch Panel features six 15A 12VDC illuminated SPST On/Off rocker switches and six thermal AC/DC circuit breakers (two 3A, two 6A, one 8A, and one 10A). Additional sizes available (420805-420810). Individual circuit 10A max. 37A total. These fire resistant panels are suitable for use in engine room compartments. Includes a sheet of 20 preprinted decals to customize to your specific application. Constructed of injection molded nylon. Installs with six #6 RH fasteners (not included). CE compliant. 12VDC.

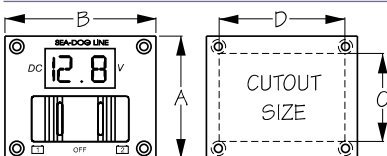


SPLASH GUARD VERTICAL 6-GANG BREAKER ROCKER SWITCH PANEL

Fire Resistant Injection Molded Nylon/6 Illuminating Switches

Bulk	Display	A	B	C	D	Fastener	Wt.(lb.)	Std. Pack
n/a	424806-1	6-1/2"	4-1/2"	5-1/2"	3-5/8"	#6 RH	.71	1 ea
420446	420446-1	Replacement Rocker Switch					.02	10 ea
420504	420504-1	Replacement Fuse Holder					.01	10 ea
420839	420839-1	Thermal Breaker Boot					.01	10 pr
0P9A0104	n/a	Replacement Decal Sheet (20 peel-and-stick labels)					.01	1 ea

The Splash Guard Vertical 6-Gang Breaker Rocker Switch Panel features six 15A 12VDC illuminating SPST On/Off rocker switches and six thermal AC/DC circuit breakers (two 3A, two 6A, one 8A, and one 10A). Additional sizes available (420805-420810). Individual circuit 10A max. 37A total. The addition of splash guard switch covers make this panel ideal for use where the front might be subject to light spray or water (NOT designed for total immersion). These fire resistant panels are suitable for use in engine room compartments. Includes a mounting gasket and a sheet of 20 preprinted decals to customize to your specific application. Constructed of injection molded nylon. Installs with six #6 RH fasteners (not included). 12VDC.

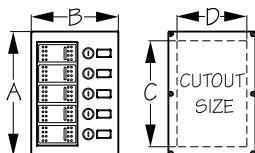


WAVE LED BATTERY TEST ROCKER SWITCH PANEL

Injection Molded Nylon

Bulk	Display	A	B	C	D	Volts	Wt.(lb.)	Std. Pack
n/a	425020-1	2-7/16"	2-15/16"	2"	2-1/2"	14	.20	1 ea

The Wave LED Battery Test Rocker Switch Panel features an illuminating rocker SPDT switch and bright LED display to monitor voltage of two batteries. Constructed of injection molded nylon. Installs with four #6 RH fasteners (not included). 14VDC.



WAVE ROCKER SWITCH FUSE PANEL

Injection Molded Nylon

Bulk	Display	A	B	C	D	No. of Switches	Wt.(lb.)	Std. Pack
n/a	425110-1	6-1/2"	4-1/2"	5-1/2"	3-1/2"	5	.75	1 ea
0P9A0104	n/a	Replacement Decal Sheet (20 peel-and-stick labels)					.01	1 ea

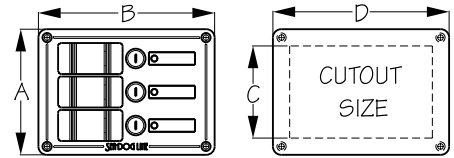
The Wave Rocker Switch Fuse Panel features five ignition protected, illuminating SPST On/Off rocker switches and five fuse holders for use with standard AGC 1/4" x 1-1/4" standard glass fuses (two 3A, two 5A, one 8A, and one 10A). Individual circuit 10A max. 30A total. Includes a sheet of 20 preprinted decals to customize to your specific application. Label decals are back lit with green LEDs. Constructed of injection molded nylon. Installs with six fasteners (not included). 12VDC.





ROCKER SWITCH PANEL

Stamped Powder Coated Aluminum



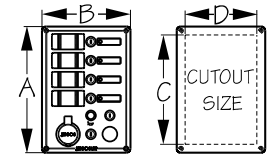
Bulk	Display	A	B	C	D	No. of Switches	Wt.(lb.)	Std. Pack	
425130	425130-1	3-3/4"	5-1/4"	2-3/4"	4-3/16"	3	.37	1 ea	
OP9A0101	n/a	Replacement Decal Sheet (60 peel-and-stick labels)						.01	1 ea

The Rocker Switch Panel features two illuminating SPST On/Off rocker switches and one illuminating DPDT rocker switch for typical navigation/anchor lighting setup. Constructed of stamped powder coated aluminum. Installs with four RH fasteners (not included). Panel Decal (OP9A0101) sold separately. 12VDC.



ROCKER SWITCH PANEL WITH POWER SOCKET & HORN BUTTON

Stamped Powder Coated Aluminum



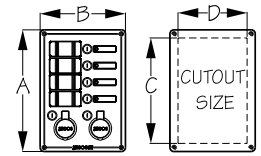
Bulk	Display	A	B	C	D	No. of Switches	Wt.(lb.)	Std. Pack	
425144	425144-1	7-1/2"	5-1/4"	6-1/2"	4-3/16"	4	.76	1 ea	
OP9A0101	n/a	Replacement Decal Sheet (60 peel-and-stick labels)						.01	1 ea

The Rocker Switch Panel features four illuminating SPST On/Off rocker switches, a horn button, and a 12VDC power socket. Panel has a pre-drilled hole for the addition of an ignition switch if desired (hole capped with plug). Constructed of stamped powder coated aluminum. Installs with four RH fasteners (not included). Panel Decal (OP9A0101) sold separately.



ROCKER SWITCH PANEL WITH DUAL POWER SOCKETS

Stamped Powder Coated Aluminum



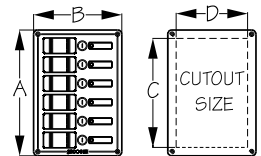
Bulk	Display	A	B	C	D	No. of Switches	Wt.(lb.)	Std. Pack	
425146	425146-1	7-1/2"	5-1/4"	6-1/2"	4-3/16"	4	.71	1 ea	
OP9A0101	n/a	Replacement Decal Sheet (60 peel-and-stick labels)						.01	1 ea

The Rocker Switch Panel with Dual Power Sockets features four illuminating SPST On/Off rocker switches and two 12VDC power sockets. Constructed of stamped powder coated aluminum. Installs with four RH fasteners (not included). Panel Decal (OP9A0101) sold separately.



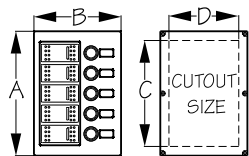
ROCKER SWITCH PANEL 6-GANG

Stamped Powder Coated Aluminum



Bulk	Display	A	B	C	D	No. of Switches	Wt.(lb.)	Std. Pack	
425160	425160-1	7-1/2"	5-1/4"	6-1/2"	4-3/16"	6	.75	1 ea	
OP9A0101	n/a	Replacement Decal Sheet (60 peel-and-stick labels)						.01	1 ea

The 6-Gang Rocker Switch Panel features six illuminating SPST On/Off rocker switches, one illuminating DPDT rocker switch for typical navigation/anchor lighting setup, and six fuse holders for use with standard AGC 1/4" x 1-1/4" standard glass fuses (two 3A, two 5A, one 8A, and one 10A). Constructed of stamped powder coated aluminum. Installs with four RH fasteners (not included). Panel Decal (OP9A0101) sold separately. 12VDC.



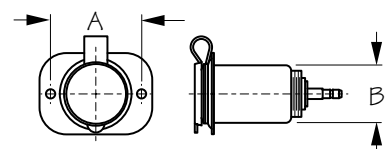
WAVE ROCKER SWITCH BREAKER PANEL

Injection Molded Nylon



Bulk	Display	A	B	C	D	No. of Switches	Wt.(lb.)	Std. Pack	
n/a	425800-1	6-1/2"	4-1/2"	5-1/2"	3-1/2"	5	.95	1 ea	
OP9A0104	n/a	Replacement Decal Sheet (20 peel-and-stick labels)						.01	1 ea

The Wave Rocker Switch Breaker Panel features five ignition protected, illuminating SPST On/Off rocker switches and five thermal resettable breakers (two 3A, one 5A, one 8A, and one 10A). Individual circuit 10A max. 30A total. Includes a sheet of 20 preprinted decals to customize to your specific application. Label decals are back lit with green LEDs. Constructed of injection molded nylon. Installs with six fasteners (not included). 12VDC.



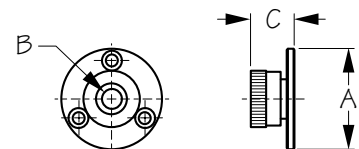
POWER SOCKET WITH PLATE

Stamped 304 Stainless Steel Mounting Plate



Bulk	Display	Socket Material	A	B	Fastener	Wt.(lb.)	Std. Pack
426013	426013-1	Chrome Steel Socket & Molded Cap	1-11/16"	1-1/8"	#8 RH	.12	10 ea
426053	426053-1	Stainless Steel Socket & Molded Cap	1-11/16"	1-1/8"	#8 RH	.12	10 ea

Power Socket with Plate is ideal for installing additional power outlets. Constructed of stainless steel or chrome steel sockets with a stamped 304 stainless steel mounting plate. Installs with two #8 RH fasteners (not included). Chrome version recommended for fresh water use. Maximum: 12VDC, 16A.



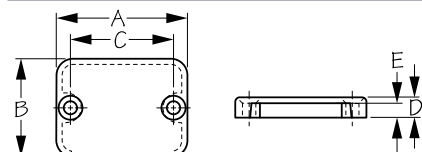
CHROME PLATED CABLE OUTLET

Cast Brass/Chrome Plated



Bulk	Display	A	B	C	Cable Type	Fastener	Wt.(lb.)	Std. Pack
426040	426040-1	1-1/4"	1/4"	5/8"	RG58	#6 FH	.07	10 ea
426042	426042-1	1-1/4"	5/16"	5/8"	RG8X	#6 FH	.07	10 ea
426051	426051-1	1-1/2"	3/8"	11/16"	RG8U	#6 FH	.12	10 ea

Cable Outlets provide a watertight seal for cable installations. Sized to fit coaxial cables RG58, RG8X, or RG8U. Constructed of chrome plated cast brass. Installs with three #6 FH fasteners (not included).



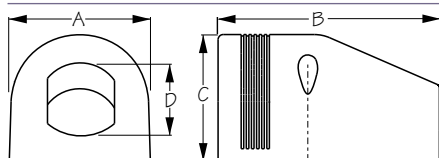
WIRE COVER

Injection Molded ABS



Bulk	Display	A	B	C	D	E	Fastener	Wt.(lb.)	Std. Pack
426090	426090-1	2"	1-1/2"	1-9/16"	5/16"	3/16"	#10 FH	.01 / .02	10 ea / 10 pr

Wire Cover provides protection and decorative cover for wire run holes. Designed to cover holes up to 1-1/4" diameter. Accepts wire up to 3/16" in diameter. Constructed of impact resistant injection molded ABS. Installs with two #10 FH fasteners (not included).



POWER SOCKET SHELL

Injection Molded ABS



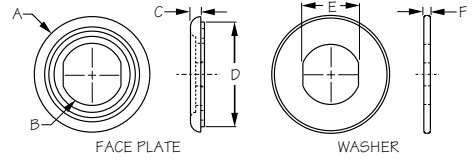
Bulk	Display	A	B	C	D	Wt.(lb.)	Std. Pack
426100	426100-1	2-3/16"	3-7/16"	1-15/16"	1-1/8"	.05	10 ea / 5 ea

The Power Socket Shell is used for under dash mounting when drilling a hole in the dash is neither practical or possible. Fits all Sea-Dog® round power sockets, gauges, and meters. Constructed of UV stabilized injection molded ABS. Installs with two fasteners (not included).



INSTRUMENT HOLE ADAPTER FOR SOCKETS & METERS

Injection Molded Nylon



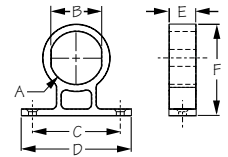
Bulk	Display	A	B	C	D	E	F	Wt.(lb.)	Std. Pack
n/a	426101-1	2-3/16"	1-3/16"	3/16"	1-15/16"	1-1/16"	1/8"	.04	5 ea

This Instrument Hole Adapter is designed to install standard 1-1/8" gauges and meters into 2" instrument dash panel holes. The socket adapter installs by placing the face plate in front of the dashboard, inserting the socket/meter in the hole with the washer behind. The assembly is held in place by the socket/meter nut for a clean finished look. Constructed of UV resistant injection molded nylon.



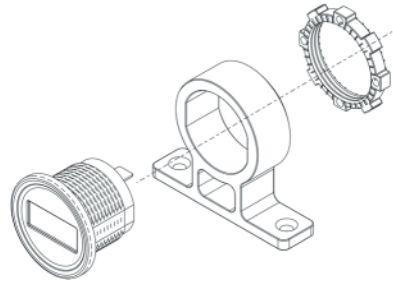
ROUND POWER SOCKET/METER MOUNTING BRACKET

Injection Molded Nylon



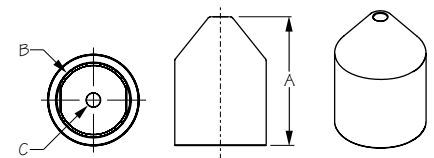
Bulk	Display	A	B	C	D	E	F	Fastener	Wt.(lb.)	Std. Pack
426105	426105-1	1-1/8"	1-1/16"	1-15/16"	2-3/8"	9/16"	1-15/16"	#8 FH	.02	10 ea / 5 ea

This Round Power Socket/Meter Mounting Bracket is designed for the external mounting of round power sockets and gauges 1-1/8" in diameter. Fits all Sea-Dog® round power sockets, gauges, and meters. Constructed of injection molded nylon. Installs with two #8 FH fasteners (not included).



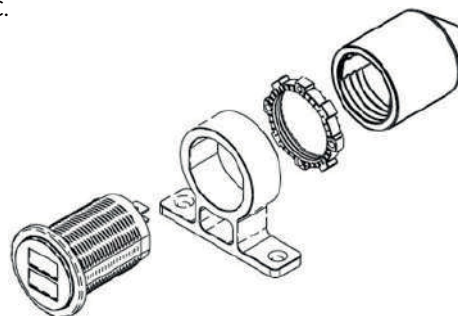
POWER SOCKET REAR BOOT

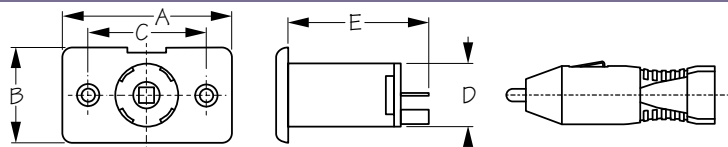
PVC



Bulk	Display	A	B	C	Wt.(lb.)	Std. Pack
426106	426106-1	1-7/8"	1-1/8"	1/4"	.03	10 ea / 5 ea

Power Socket Rear Boot protects wire connections and provides a finished appearance. Fits all Sea-Dog® round power sockets, gauges, and meters. Constructed of PVC.





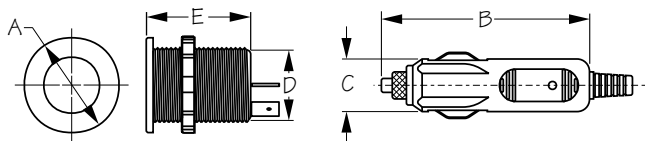
POWER SOCKET WITH PLUG

Stamped Brass/Injection Molded Nylon & ABS



Bulk	Display	Description	A	B	C	D	E	Wt.(lb.)	Std. Pack
n/a	426112-1	Socket, Cap & Plug	2-1/4"	1-1/4"	1-1/2"	1-1/16"	1-7/8"	.08	10 ea
426113	426113-1	Socket & Cap	2-1/4"	1-1/4"	1-1/2"	1-1/16"	1-7/8"	.04	10 ea
426114	426114-1	Plug Only	n/a	n/a	n/a	n/a	n/a	.04	10 ea
n/a	426119-1	Cap Only	n/a	n/a	n/a	n/a	n/a	.01	10 ea

Power Socket with Plug easily adds 12V power almost anywhere. Constructed of injection molded nylon and ABS socket with stamped brass plug contacts. Installs with two #8 FH fasteners (not included). Maximum: 12VDC, 16A. Cap and plug may be included or sold separately.



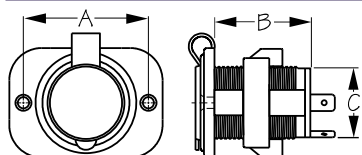
DELUXE POWER SOCKET WITH PLUG

Stamped Brass/Injection Molded Nylon & ABS



Bulk	Display	Description	A	B	C	D	E	Wt.(lb.)	Std. Pack
426115	426115-1	Socket & Cap	1-7/16"	n/a	n/a	1-1/16"	1-9/16"	.04	10 ea
n/a	426116-1	Socket, Cap & Plug	1-7/16"	3-3/16"	13/16"	1-7/8"	1-9/16"	.08	10 ea
426118	426118-1	Plug Only	n/a	3-3/16"	13/16"	n/a	n/a	.04	10 ea
426117	426117-1	Cap Only	n/a	n/a	n/a	n/a	n/a	.01	10 ea

Deluxe flush mount Power Socket with Plug adds power virtually anywhere. Installation is as easy as drilling a 1-1/8" hole, inserting the socket body, tightening the locking nut, and connecting the wires. Plug features a 3 amp fuse and an LED light to indicate when powered. Constructed of injection molded nylon and ABS socket with stamped brass plug contacts. Maximum: 12VDC, 16A. Cap and plug may be included or sold separately.



DELUXE POWER SOCKET

Stamped Brass/Injection Molded Nylon & ABS



Bulk	Display	Description	A	B	C	Wt.(lb.)	Std. Pack
n/a	426120-1	Receptacle, Speed Nut, Cap & Hardware	1-15/16"	1-1/2"	1-1/16"	.07	10 ea
426125	n/a	Receptacle, Speed Nut & Cap Only	1-15/16"	1-1/2"	1-1/16"	.05	10 ea

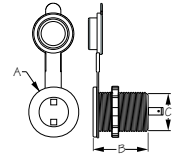
Deluxe Power Socket adds power easily almost anywhere. Installation is as easy as drilling a 1-1/8" hole, inserting the socket body, tightening the locking nut, and connecting the wires. Constructed of injection molded nylon and ABS with stamped brass contacts. Display packed version includes all necessary mounting hardware and wire connectors. Maximum: 12VDC, 16A.





LED POWER SOCKET

Stamped Brass/Injection Molded Nylon & ABS



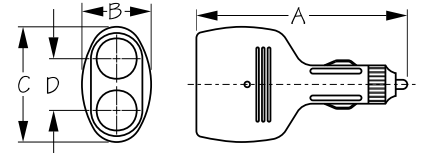
Bulk	Display	A	B	C	Volts	LEDs	LED Color	Wt.(lb.)	Std. Pack
426127	426127-1	1-7/16"	1-9/16"	1-1/16"	12-24	2	Blue	.08	5 ea

LED Power Socket adds power easily almost anywhere. 2 blue LEDs light up the interior. Constructed of injection molded nylon and ABS with stamped brass contacts. Installation is as easy as drilling a 1-1/8" hole, inserting the socket body, tightening the locking nut, and connecting the wires. Also fits Sea-Dog® Power Socket Shell (426100). Input 12-24VDC. 16A. IP65 rating.



DUAL POWER SOCKET

Stamped Brass/Plastic



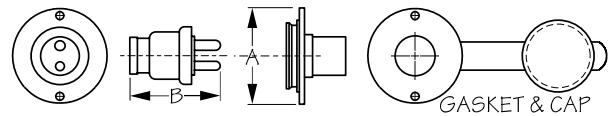
Bulk	Display	A	B	C	D	Wt.(lb.)	Std. Pack
n/a	426130-1	4-3/8"	1-7/16"	2-3/8"	1-1/16"	.14	10 ea

The Dual Power Socket allows two separate 12V devices to be operated at the same time using a power socket or cigarette lighter. Features an internal 10A fuse and LED indicator light. Constructed of stamped brass and plastic. 12VDC @ 5A each.



POLARIZED ELECTRICAL OUTLET

Cast Brass/Chrome Plated/Polyethylene



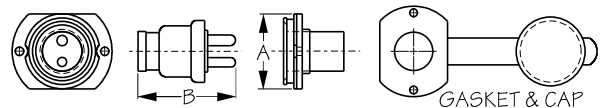
Bulk	Display	Description	A	B	Amps	Fastener	Wt.(lb.)	Std. Pack
426142	426142-1	Complete	1-7/16"	1-3/8"	3	#6 RH	.13	10 ea
426143	426143-1	Deck Outlet & Cap Only	1-7/16"	n/a	3	#6 RH	.09	10 ea
426144	426144-1	Plug Only	n/a	1-3/8"	3		.03	10 ea
n/a	426149-1	Replacement Cap					.01	10 ea

The Polarized Electrical Outlet is designed for use as a 2-conductor deck cable outlet. Pins are sized differently, ensuring only one way to connect the plug, avoiding reverse polarity issues. Includes a rubber gasket and water resistant cap. Constructed of chrome plated cast brass. Installs with two #6 RH fasteners (not included). 3A. 12/24VDC.



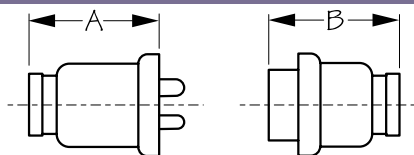
POLARIZED ELECTRICAL OUTLET - SQUARE

Cast Brass/Chrome Plated/Polyethylene



Bulk	Display	Description	A	B	Amps	Fastener	Wt.(lb.)	Std. Pack
426145	n/a	Complete	1-7/64"	1-3/8"	3	#6 RH	.12	10 ea
426148	n/a	Replacement Cap					.01	10 ea
426144	426144-1	Plug Only					.03	10 ea

The Square Polarized Electrical Outlet is designed for use as a 2-conductor deck cable outlet. Pins are sized differently, ensuring only one way to connect the plug, avoiding reverse polarity issues. Includes a rubber gasket and waterproof cap. Designed to mount in 1-1/4" square tubing common on pontoon boats. Constructed of chrome plated cast brass. Installs with two #6 RH fasteners (not included). 3A. 12/24VDC.



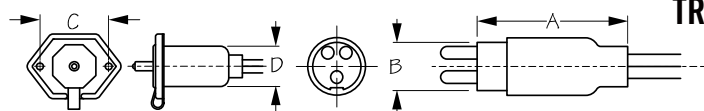
POLARIZED MOLDED ELECTRICAL CONNECTOR

Machined Brass/Molded Bakelite & Neoprene



Bulk	Display	Pin	A	B	Amps	Wt.(lb.)	Std. Pack
426162	426162-1	2	1-1/4"	1-3/16"	3	.06	10 ea
426163	426163-1	3	1-1/4"	1-3/16"	4	.07	10 ea
426164	426164-1	4	1-1/4"	1-3/16"	5	.07	10 ea

The Polarized Molded Electrical Connector is constructed of a molded Bakelite and neoprene body with machined brass polarized pins. Pins are sized differently, ensuring only one way to connect the plug, avoiding reverse polarity issues. 3-5A. 12/24VDC.



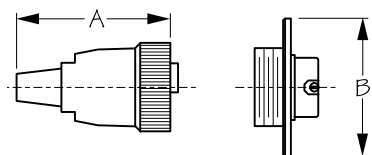
TROLLING MOTOR RECEPTACLE & PLUG

Injection Molded PVC



Bulk	Display	Description	Pin	A	B	C	D	Wt.(lb.)	Std. Pack
426183	426183-1	Receptacle Only	3	n/a	n/a	1-13/16"	1-1/16"	.13	5 ea
426184	426184-1	Plug Only	3	2-1/4"	5/8"	n/a	n/a	.09	5 ea

The Trolling Motor Receptacle & Plug features two 10-gauge wire leads. Receptacle fits 1-1/8" hole. Plug and receptacle sold separately. Constructed of injection molded PVC. 30A. 12/24VDC.



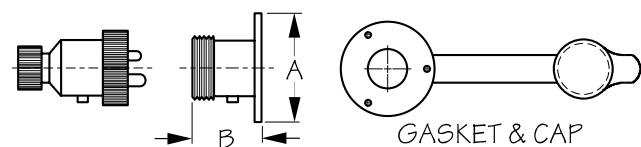
POLARIZED ELECTRICAL OUTLET

Machined Brass/Injection Molded Thermo Plastic



Bulk	Display	A	B	Amps	Pin	Fastener	Wt.(lb.)	Std. Pack
426234	426234-1	2-1/16"	1-7/8"	5	4	#6 FH	.15	10 ea

The Polarized Electrical Outlet is designed for use as a 4-conductor deck cable outlet. Pins are sized differently, ensuring only one way to connect the plug, avoiding reverse polarity issues. Constructed of an injection molded thermo plastic body and cap, with machined brass polarized pins. Installs with two #6 FH fasteners (not included). 5A. 12/24VDC.



POLARIZED ELECTRICAL OUTLET

Cast Brass/Chrome Plated



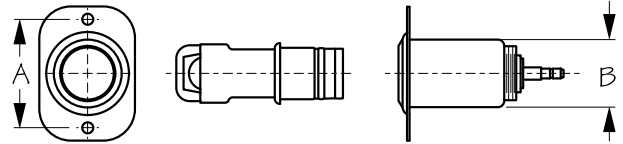
Bulk	Display	A	B	Amps	Pin	Fastener	Wt.(lb.)	Std. Pack
426262	426262-1	1-7/16"	15/16"	3	2	#6 RH	.21	10 ea
426263	426263-1	1-7/16"	15/16"	4	3	#6 RH	.22	10 ea
426264	426264-1	1-7/16"	15/16"	5	4	#6 RH	.25	10 ea

The Polarized Electrical Outlet is designed for use as a 2-conductor deck cable outlet. Pins are sized differently, ensuring only one way to connect the plug, avoiding reverse polarity issues. Includes a rubber gasket and water resistant cap. Constructed of chrome plated brass. Installs with three #6 RH fasteners (not included). 3-5A. 12/24VDC.



CIGARETTE LIGHTER/CHART LIGHT

Stamped 304 Stainless Steel Mounting Plate



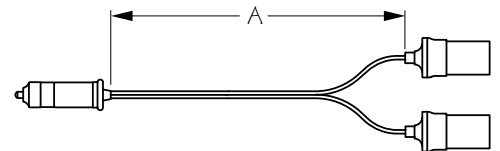
Bulk	Display	Socket Material	A	B	Fastener	Wt.(lb.)	Std. Pack
426312	426312-1	Chrome Steel Socket & Lighter (Complete)	1-11/16"	1-1/8"	#8 RH	.25	10 ea
426352	426352-1	Stainless Steel Socket & Lighter (Complete)	1-11/16"	1-1/8"	#8 RH	.25	10 ea

Cigarette Lighter/Chart Light is dual function with the flick of a switch. Will only accept the Lighter/Chart Light; NOT FOR USE AS POWER SOCKET. Constructed of 304 stainless steel or chrome plated steel with a 304 stainless steel mounting plate. Installs with two #8 RH fasteners (not included). Chrome version recommended for fresh water use. Maximum: 12V, 16A.



DUAL OUTLET POWER SOCKET RECEPTACLE

Stamped Brass/Injection Molded Nylon



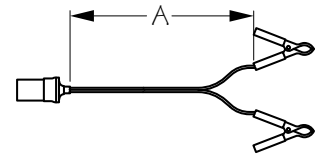
Bulk	Display	A	Wt.(lb.)	Std. Pack
426412	426412-1	14"	.19	10 ea

The Dual Outlet Power Socket Receptacle allows two separate 12V devices to be operated at the same time using a power socket or cigarette lighter. 14" lead wire. Constructed of injection molded nylon and stamped brass. Maximum: 12VDC, 16A.



POWER SOCKET WITH BATTERY CLIPS

Stamped Brass/Injection Molded Nylon



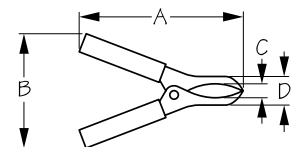
Bulk	Display	A	Wt.(lb.)	Std. Pack
426450	426450-1	6'	.26	10 ea

Power Socket with Battery Clips allow for the temporary use of 12V power accessories on small boats without a built-in power socket. Features 6' lead and color coded clips to avoid polarity misidentification. Constructed of injection molded nylon and stamped brass.



BATTERY CLIPS

Stamped Copper Plated Steel



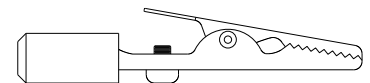
Bulk	Display	A	B	C	D	Volts	Amps	Wt.(lb.)	Std. Pack
426460	426460-1	3"	2-1/8"	1/4"	9/16"	12	10	.07	10 pr

Spring loaded Battery Clips are used for creating temporary electrical connections. Color coded to avoid polarity misidentification. Includes one positive and one negative battery clip. Constructed of stamped copper plated steel for better conductivity. 10A. 12VDC.



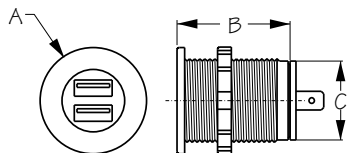
ALLIGATOR CLIPS

Chrome Plated Steel



Bulk	Display	Color	Max. Amps	Wt.(lb.)	Std. Pack
n/a	426470-1	Red & Black	10	.02	10 pr
426471	n/a	Red	10	.01	10 ea
426472	n/a	Black	10	.01	10 ea

Spring-loaded, serrated jaw Alligator Clips are used for creating temporary electrical connections. Color coded to avoid polarity misidentification. Includes one positive and one negative battery clip. Constructed of chrome plated steel. 10A max.



DOUBLE USB POWER SOCKET W/O LIGHT

Stamped Stainless Steel/Injection Molded Nylon



Bulk	Display	A	B	C	Volts	Total Output	Wt.(lb.)	Std. Pack
426503	n/a	1-7/16"	1-1/2"	1-1/16"	12-24	5V/4.2A	.08	10 ea

This Double USB Power Socket has no LED indicator light so it will not drain the battery when not in use. Capable of charging two devices simultaneously. The total output 4.8A load is split 2.4A per side as needed. Enough power to charge phones, pads, and tablets quickly and efficiently. Protective dust cap extends the life of the charger. Constructed of injection molded nylon with terminal spade contacts. Installation is as easy as drilling a 1-1/8" hole, inserting the socket body, tightening the locking nut, and connecting the wires. Also fits Sea-Dog® Power Socket Shell (426100) and Mounting Bracket (426105). Output DC 5V/4.8A. Input 12-24VDC.



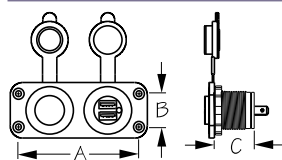
USB MALE TO FEMALE EXTENSION CORD

Stamped Stainless Steel/Injection Molded Nylon



Bulk	Display	A	B	C	Volts	Total Output	Wt.(lb.)	Std. Pack
426509	426509-1	7/8"	108"	1"	12-24	5V/4.2A	.15	10 ea / 1 ea

The nine foot 2.4A Male to Female USB Extension Cord extends your USB connection for use charging and accessing printers, keyboards, mice, cameras, and other USB computer peripherals. Perfect for applications where a USB device with a fixed output needs to be connected to the USB port of a computer. Attached cap protects the USB port from water and debris when not in use. Not illuminated. IP67 waterproof rating. RoHS compliant.



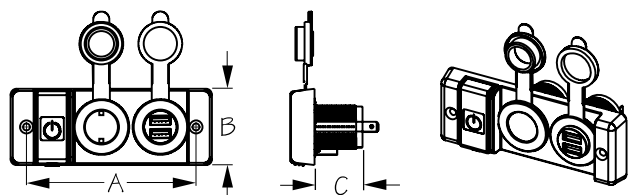
DOUBLE USB & POWER SOCKET PANEL

Injection Molded Nylon



Bulk	Display	A	B	C	Volts	USB Total Output	Wt.(lb.)	Std. Pack
426505	426505-1	3-1/2"	1"	1-5/8"	12-24	5V/4.8A	.16	10 ea

Double USB & Power Socket Panel charges two devices simultaneously. Can accommodate both USB connectors, as well as standard power sockets. The total output 4.8A load is split 2.4A per side as needed. Enough power to charge phones, pads, and tablets quickly and efficiently. Protective dust cap extends the life of the charger. Constructed of injection molded nylon. Includes mounting screws and electrical connectors. Output DC 5V/4.8A. Input 12-24VDC. Maximum: 12V, 16A. RoHS compliant.



DOUBLE USB & POWER SOCKET PANEL WITH BREAKER SWITCH

Injection Molded Nylon



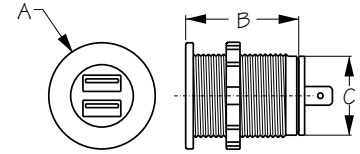
Bulk	Display	A	B	C	Volts	USB Total Output	Wt.(lb.)	Std. Pack
n/a	426506-1	4-1/4"	2"	1-1/4"	12-24	5V/4.8A	.24	1 ea

Double USB & Power Socket Panel with Breaker Switch charges two devices simultaneously. Featuring a 16A illuminating breaker switch it accommodates both USB connectors and standard power sockets. The total output 4.8A load is split 2.4A per side as needed. Enough power to charge phones, pads, and tablets quickly and efficiently. Protective dust cap extends the life of the charger. Constructed of injection molded nylon. Includes mounting screws and electrical connectors. Output DC 5V/4.8A. Input 12-24VDC. Maximum: 12V, 16A.



DUAL USB POWER SOCKET

Injection Molded Nylon



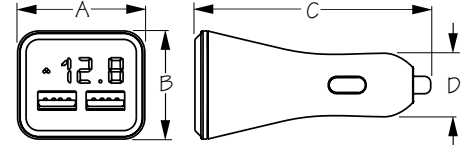
Bulk	Display	A	B	C	Volts	Total Output	Wt.(lb.)	Std. Pack
426515	426515-1	1-7/16"	1-1/2"	1-1/16"	12-24	5V/4.8A	.08	10 ea

Dual USB Power Socket charges two devices simultaneously. The total output 4.8A load is split 2.4A per side as needed. Enough power to charge phones, pads, and tablets quickly and efficiently. Protective dust cap extends the life of the charger. Constructed of injection molded nylon. Installation is as easy as drilling a 1-1/8" hole, inserting the socket body, tightening the locking nut, and connecting the wires. Also fits Sea-Dog® Power Socket Shell (426100). Output DC 5V/4.8A. Input 12-24VDC. Blue LED illumination. IP65 rating. RoHS compliant.



DUAL USB POWER PLUG W/ VOLTAGE/AMP METER

Stamped Stainless Steel/Injection Molded Nylon



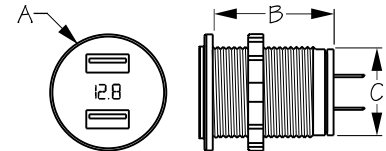
Bulk	Display	A	B	C	D	Volts	Total Output	Wt.(lb.)	Std. Pack
426513	426513-1	1-1/2"	1-1/4"	2-13/16"	13/16"	12-24	5V/4.8A	.05	5 ea

Double USB Power Plug charges two devices simultaneously while the LCD screen displays charging status in both amps and voltage. Features a low voltage audible alarm. The total output 4.8A load is split 2.4A per side as needed. Enough power to charge phones, pads, and tablets quickly and efficiently. Can be used on a boat, car, or RV. This portable version fits all Sea-Dog® Power Sockets and any standard 12V receptacle. Constructed of stamped stainless steel and injection molded nylon. Output DC 5V/4.8A. Input 12-24VDC. Blue LED display. RoHS compliant.



DUAL USB SOCKET/VOLTMETER W/ HIDDEN DISPLAY

Injection Molded Nylon



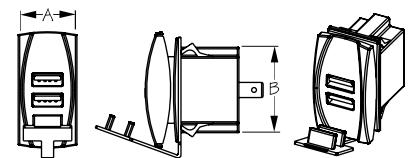
Bulk	Display	A	B	C	Volts	Total Output	Wt.(lb.)	Std. Pack
426517	426517-1	1-7/16"	1-1/2"	1-1/16"	12-24	5V/4.8A	.08	5 ea

This Dual USB Socket charges two devices simultaneously while also displaying the batteries output. The total output 4.8A load is split 2.4A per side as needed. Enough power to charge phones, pads, and tablets quickly and efficiently. Protective dust cap extends the life of the charger. Constructed of injection molded nylon. Installation is as easy as drilling a 1-1/8" hole, inserting the socket body, tightening the locking nut, and connecting the wires. Also fits Sea-Dog® Power Socket Shell (426100). Output DC 5V/4.8A. Input 12-24VDC. Red LED display. IP65 rating.



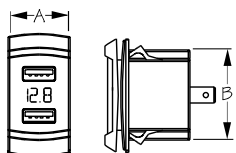
DUAL USB ROCKER SWITCH STYLE POWER SOCKET

Injection Molded Nylon



Bulk	Display	A	B	Volts	Total Output	Wt.(lb.)	Std. Pack
426520	426520-1	13/16"	1-7/16"	12-24	5V/4.8A	.05	10 ea

Dual USB Rocker Switch Style Power Socket charges two devices simultaneously. Fits into any 13/16" x 1-7/16" rocker switch hole. The total output 4.8A load is split 2.4A per side as needed. Enough power to charge phones, pads, and tablets quickly and efficiently. Protective dust cap extends the life of the charger. Constructed of injection molded nylon. Output DC 5V/4.8A. Input 12-24VDC. Blue LED illumination. IP65 rating. RoHS compliant.



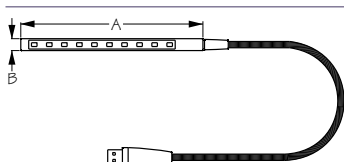
DUAL USB ROCKER SWITCH STYLE VOLTMETER W/ HIDDEN DISPLAY

Injection Molded Nylon



Bulk	Display	A	B	Volts	Total Output	Wt.(lb.)	Std. Pack
426527	426527-1	13/16"	1-7/16"	12-24	5V/4.8A	.05	5 ea

This Dual USB Rocker Switch Style Voltmeter charges two devices simultaneously while also displaying the batteries output. Fits into any 13/16" x 1-7/16" rocker switch hole. The total output 4.8A load is split 2.4A per side as needed. Enough power to charge phones, pads, and tablets quickly and efficiently. Protective dust cap extends the life of the charger. Constructed of injection molded nylon. Output DC 5V/4.8A. Input 12-24VDC. Red LED display. IP65 rating.



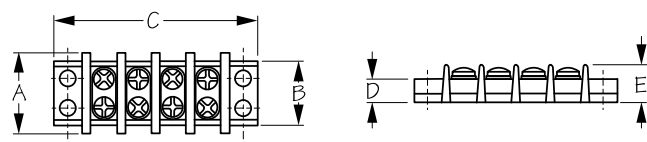
USB MAP LIGHT

Injection Molded Nylon/Powder Coated Steel



Bulk	Display	A	B	LEDs	Wt.(lb.)	Std. Pack
n/a	426560-1	5-3/4"	3/8"	10	.07	1 ea

USB Map Light adds light anywhere a USB port is present. Features 10 bright LEDs and a flexible 7" gooseneck that can rotate 360°, illuminating any dark corner. A three function touch switch provides a full 10 bulb brightness mode as well as a 5 bulb, half bright mode. Light head is detachable for easy storage. Constructed of injection molded nylon and powder coated steel.



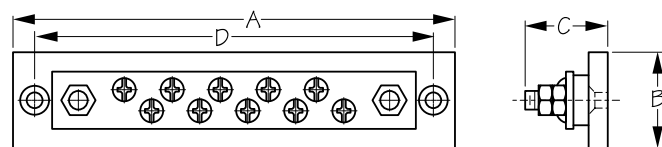
TERMINAL BLOCKS

Stamped Brass/Molded Bakelite



Bulk	Display	Terminals	A	B	C	D	E	Fastener	Wt.(lb.)	Std. Pack
426620	426620-1	10	1-1/8"	7/8"	5-1/16"	5/16"	1/2"	#6 RH	.01	10 ea
426624	426624-1	4	1-1/8"	7/8"	2-1/2"	5/16"	1/2"	#6 RH	.06	10 ea
426626	426626-1	6	1-1/8"	7/8"	3-5/16"	5/16"	1/2"	#6 RH	.08	10 ea
426628	426628-1	8	1-1/8"	7/8"	4-3/16"	5/16"	1/2"	#6 RH	.11	10 ea

Terminal Blocks are modular, insulated, screw-type electrical connectors that are used to secure and/or terminate two or more wires together. Useful for connecting wiring to a ground or for connecting electrical switches and outlets to the mains. Designed for use with tinned copper marine wire which shares the same expansion rate to prevent loosening wires and reducing electrolytic corrosion caused by pairing two disparate metals. Constructed of molded Bakelite and stamped brass. Installs with four #6 RH fasteners (not included). 20A.



BUSS BAR

Stamped Brass/Molded Bakelite



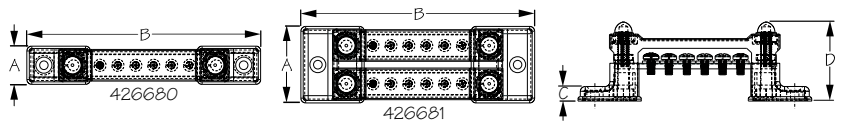
Bulk	Display	Terminals	A	B	C	D	Fastener	Wt.(lb.)	Std. Pack
426671	426671-1	10	5-3/4"	1-1/4"	1-1/16"	5-3/16"	#10 FH	.26	10 ea
426672	426672-1	20	8-7/8"	1-1/4"	1-1/8"	8-5/16"	#10 FH	.38	10 ea

Electrical Buss Bars provide a convenient way to connect electrical wires, prevent shorts, eliminate splicing, tidy up wire harnesses, and conserve panel space. Non-fused, these distribution blocks are used primarily for routing and connecting power or ground circuits. Designed for use with tinned copper marine wire which shares the same expansion rate to prevent loosening wires and reducing electrolytic corrosion caused by pairing two disparate metals. Constructed of molded Bakelite and stamped brass. Installs with two #10 FH fasteners (not included).




BUSS BAR WITH COVER

Tin Plated Brass/ABS



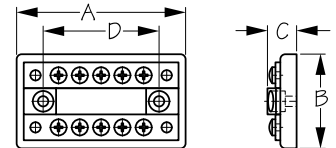
Bulk	Display	Terminals	A	B	C	D	Max. Amps	Fastener	Wt.(lb.)	Std. Pack
n/a	426680-1	6	13/16"	4-7/8"	3/16"	1-11/16"	100	#8 FH	.15	1 ea
n/a	426681-1	12	1-9/16"	4-7/8"	3/16"	1-11/16"	100	#8 FH	.29	1 ea

These Buss Bars are designed for use with tinned copper marine wire which shares the same expansion rate. This prevents loosening wires and reduces electrolytic corrosion caused by pairing two disparate metals. Includes protective covers. 426681-1 has two buss strips that allow both negative and positive connections on the same block. Constructed of tin-plated brass and ABS with a polycarbonate cover. Installs with two #8 FH fasteners (not included). Maximum: 48VDC, 100A. #8-32 terminals. CE, RoHS compliant.



COMBINATION BUSS BAR

Tin Plated Brass/ABS



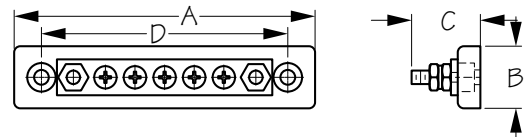
Bulk	Display	Terminals	A	B	C	D	Max. Amps	Fastener	Wt.(lb.)	Std. Pack
426685	426685-1	10 x #8-32	3-1/4"	1-13/16"	9/16"	2-1/4"	100	#10 RH	.13	1 ea
426686	426686-1	20 x #8-32	5-5/16"	1-13/16"	9/16"	4-5/16"	100	#10 RH	.24	1 ea

This Combination Buss Bar features separate buss strips that allow both negative and positive connections on the same block. Designed for use with tinned copper marine wire which shares the same expansion rate to prevent loosening wires and reducing electrolytic corrosion caused by pairing two disparate metals. Constructed of tin plated brass and ABS. Installs with two #10 RH fasteners (not included). Maximum: 48VDC, 100A. #8-32 terminals.



BUSS BAR SCREW-TERMINAL BLOCK

Tin Plated Brass/ABS



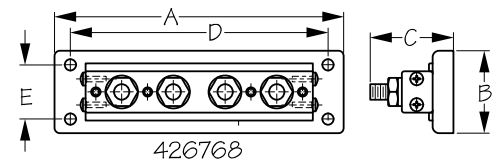
Bulk	Display	Terminals	A	B	C	D	Max. Amps	Fastener	Wt.(lb.)	Std. Pack
426710	426710-1	5 x #8-32	4-3/16"	7/8"	15/16"	3-7/16"	100	#10 RH	.10	1 ea
426711	426711-1	10 x #8-32	6-1/4"	7/8"	15/16"	5-1/2"	100	#10 RH	.15	1 ea

This Buss Bar Screw-Terminal Block is equipped with two each #10-24 studs for main wire connection. Designed for use with tinned copper marine wire which shares the same expansion rate to prevent loosening wires and reducing electrolytic corrosion caused by pairing two disparate metals. Constructed of tin plated brass and ABS. Installs with two #10 RH fasteners (not included). Maximum: 48VDC, 100 amps. #8-32 terminals.



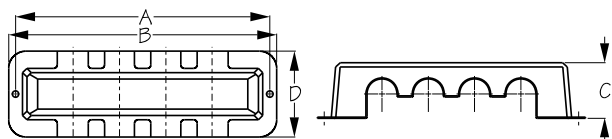
BUSS BAR STUD TERMINAL BLOCK

Tin Plated Brass/ABS



Bulk	Display	Terminals	A	B	C	D	E	Max. Amps	Wt.(lb.)	Std. Pack
426718	426718-1	4 x #10-24	4-3/16"	7/8"	7/8"	3-7/16"	n/a	100	.11	1 ea
426728	426728-1	4 x 1/4"-20	6"	1-1/4"	1-3/8"	5-3/16"	n/a	150	.33	1 ea
426738	426738-1	4 x 5/16"-18	8"	1-1/2"	1-5/8"	7-1/8"	n/a	250	.81	1 ea
426768	426768-1	4 x 3/8"-16	7"	2"	2"	6-1/4"	1-5/16"	600	1.48	1 ea
426719	n/a	Terminal Cover for 426718							.01	10 ea
426729	n/a	Terminal Cover for 426728							.01	10 ea
426739	n/a	Terminal Cover for 426738							.01	10 ea

These Buss Bar Stud Terminal Blocks are primarily used to route and connect power or ground circuits. The raised bus provides easy access on a single stud, making it useful for consolidating multiple wires or feeding multiple circuits. Constructed of tin plated brass and ABS. Installs with #10 RH fasteners (not included). Maximum: 48VDC. 426768 has four #8-32 screw terminals in addition to the four studs.



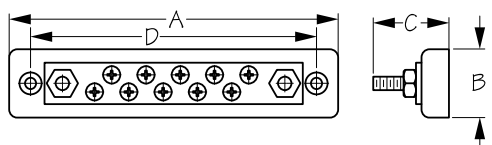
BUSS BAR STUD TERMINAL BLOCK COVER

Injection Molded Polystyrene



Bulk	Display	A	B	C	D	Wt.(lb.)	Std. Pack
426719	n/a	5-3/16"	4-3/4"	1-1/16"	1-3/4"	.01	10 ea
426729	n/a	7-7/16"	7-3/4"	1-5/8"	2-1/2"	.01	10 ea
426739	n/a	8-15/16"	9-1/2"	2-3/16"	2-3/4"	.01	10 ea

Block Covers are designed to protect stud terminal blocks from the elements. For use with Bus Bar Stud Terminals (426718-426738). Constructed of injection molded polystyrene.



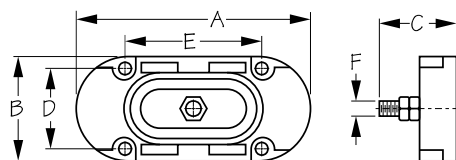
BUSS BAR SCREW-TERMINAL BLOCK

Tin Plated Brass/ABS



Bulk	Display	Terminals	A	B	C	D	Amps	Fastener	Wt.(lb.)	Std. Pack
426722	426722-1	10 x #8-32	6"	1-1/4"	1-3/8"	5-3/16"	150	#10 RH	.24	1 ea
426724	426724-1	20 x #8-32	9-1/8"	1-1/4"	1-3/8"	8-7/16"	150	#10 RH	.36	1 ea
426733	426733-1	12 x #10	7-15/16"	1-1/2"	1-5/8"	7-1/8"	250	#10 RH	.69	1 ea

Bus Bar Screw-Terminal Blocks (426722 and 426724) are each equipped with a two 1/4" studs for main wire connection. 426733 is equipped with two 5/16" studs for main wire connection. Constructed of ABS with tin plated brass contacts. Installs with two #10 RH fasteners (not included). Maximum: 48VDC. 426722 has certification by ISO, ABYC, SAE, USCG, and CE low voltage directive standards.



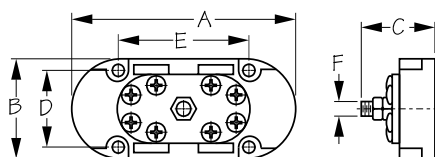
TERMINAL POST

Injection Molded Nylon/Stainless Steel



Bulk	Display	A	B	C	D	E	F	Fastener	Wt.(lb.)	Std. Pack
426806	426806-1	3-3/4"	1-11/16"	1-5/8"	1-5/16"	2-3/16"	1/4-20	#10 RH	.09	5 ea
426808	426808-1	3-3/4"	1-11/16"	1-5/8"	1-5/16"	2-3/16"	5/16-18	#10 RH	.10	5 ea
426810	426810-1	3-3/4"	1-11/16"	1-5/8"	1-5/16"	2-3/16"	3/8-16	#10 RH	.11	5 ea
426800	n/a	Terminal Post Cover							.01	5 ea

Terminal Posts include a cover to meet ABYC/USCG requirements. Constructed of injection molded nylon with a stainless steel terminal. Installs with four #10 RH fasteners (not included). Maximum: 48VDC, 150A.



TERMINAL POST WITH BUSS PLATE

Nylon/Nickel Plated Brass/Stainless Steel



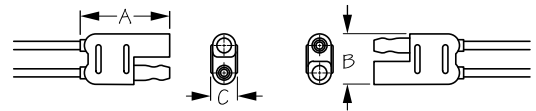
Bulk	Display	A	B	C	D	E	F	Fastener	Wt.(lb.)	Std. Pack
426826	426826-1	3-3/4"	1-11/16"	1-5/8"	1-5/16"	2-3/16"	1/4-20	#10 RH	.16	5 ea
426828	426828-1	3-3/4"	1-11/16"	1-5/8"	1-5/16"	2-3/16"	5/16-18	#10 RH	.17	5 ea
426830	426830-1	3-3/4"	1-11/16"	1-5/8"	1-5/16"	2-3/16"	3/8-16	#10 RH	.19	5 ea
426800	n/a	Terminal Post Cover							.01	5 ea

Terminal Posts with Buss Plates include a cover to meet ABYC/USCG requirements. Constructed of injection molded nylon with a nickel plated brass and stainless steel terminal. Installs with four #10 RH fasteners (not included). Maximum: 48VDC, 150A.



POLARIZED ELECTRICAL CONNECTOR 2-WIRE - PLUG AND SOCKET

Injection Molded PVC



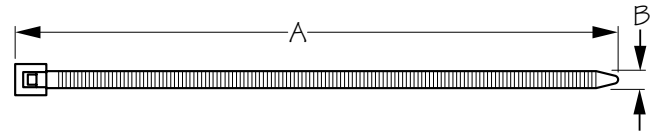
Bulk	Display	A	B	C	Volts	Amps	Wire Gauge	Wt.(lb.)	Std. Pack
426880	426880-1	1-1/16"	5/8"	5/16"	12-24	20	16 Ga. AWM/12"	.03	10 ea

2-Wire Polarized Electrical Connector is an SAE type, two-prong plug and socket connector set. Polarized to assure the proper mating of circuits, reducing the chance of accidental reverse polarity. Color coded 16-gauge 12" lead wire with bullet-type contact pins. Weather resistant connectors are vibration and strain resistant. Use of dielectric grease recommended to further protect circuit from salt spray, debris, and corrosion. Constructed of injection molded PVC. 20A. 12-24VDC.



UL CABLE TIE - STANDARD

Injection Molded Nylon



Bulk	Display	A	B	Color	B.S. (lb.)	Qty. Per Bag	Wt.(lb.)	Std. Pack
427204	n/a	4"	7/64"	Black	18	100	.07	5 bags
n/a	427204-2	4"	7/64"	Black	18	25	.02	5 bags
427205	n/a	5-5/8"	7/64"	Black	40	100	.18	5 bags
n/a	427205-2	5-5/8"	7/64"	Black	40	25	.04	5 bags
427209	n/a	7-7/8"	9/64"	Black	50	100	.34	5 bags
n/a	427209-2	7-7/8"	9/64"	Black	50	25	.08	5 bags
427210	n/a	10-1/2"	3/16"	Black	50	100	.41	5 bags
n/a	427210-2	10-1/2"	3/16"	Black	50	25	.10	5 bags
427215	n/a	14-1/2"	19/64"	Black	120	100	1.17	5 bags
n/a	427215-2	14-1/2"	19/64"	Black	120	25	.29	5 bags

Standard UL Cable Ties are used to bundle, organize, and protect cable and wire runs, as well as to simplify installation and maintenance. Temperature Rating: -40°F to 185°F. Flammability Rating: UL 94 V-2L. Constructed of UV stabilized injection molded nylon for continuous or extended exposure to the outdoor environment.



UL CABLE TIE - MIXED KIT

Injection Molded Nylon



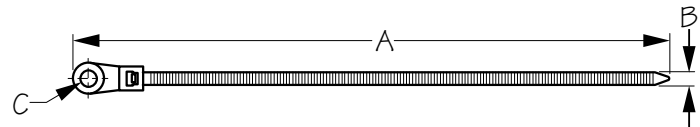
Bulk	Display	Description	Wt.(lb.)	Std. Pack
n/a	427290-1	Cable Tie - Mixed Kit (Black)	.24	5 ea

The Cable Tie Mixed Kit includes 25 each of black UL cable ties in 4", 5-5/8", 8-1/2", and 10-1/2" sizes. Temperature Rating: -40°F to 185°F. Flammability Rating: UL 94 V-2L. Constructed of UV stabilized injection molded nylon for continuous or extended exposure to the outdoor environment.



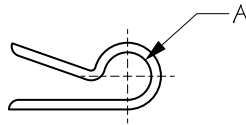
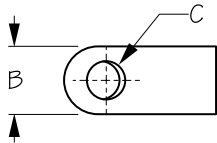
UL CABLE TIE - W/ MOUNTING HOLE

Injection Molded Nylon



Bulk	Display	A	B	C	Color	B.S. (lb.)	Qty. Per Bag	Wt.(lb.)	Std. Pack
427406	n/a	6-1/4"	9/64"	3/16"	Black	18	100	.23	5 bags
n/a	427406-2	6-1/4"	9/64"	3/16"	Black	18	25	.06	5 bags
427408	n/a	8"	9/64"	3/16"	Black	50	100	.37	5 bags
n/a	427408-2	8"	9/64"	3/16"	Black	50	25	.09	5 bags
427416	n/a	15"	19/64"	3/16"	Black	120	100	.75	5 bags
n/a	427416-2	15"	19/64"	3/16"	Black	120	25	.19	5 bags

UL Cable Tie with Mounting Hole is used to bundle, organize, and protect cable and wire runs, as well as simplify installation and maintenance. These ties include a mounting hole for permanent installations. Temperature Rating: -40°F to 185°F. Flammability Rating: UL 94 V-2L. Constructed of UV stabilized injection molded nylon for continuous or extended exposure to the outdoor environment.



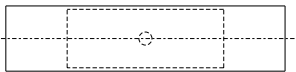
UL CABLE CLAMP

Injection Molded Nylon



Bulk	Display	Color	A	B	C	Qty. Per Bag	Wt.(lb.)	Std. Pack
428232	n/a	Black	3/16"	3/8"	3/16"	100	.12	5 bags
n/a	428232-2	Black	3/16"	3/8"	3/16"	25	.03	5 bags
428233	n/a	Black	1/4"	3/8"	3/16"	100	.12	5 bags
n/a	428233-2	Black	1/4"	3/8"	3/16"	25	.03	5 bags
428234	n/a	Black	5/16"	3/8"	3/16"	100	.15	5 bags
n/a	428234-2	Black	5/16"	3/8"	3/16"	25	.04	5 bags
428235	n/a	Black	3/8"	3/8"	3/16"	100	.17	5 bags
n/a	428235-2	Black	3/8"	3/8"	3/16"	25	.04	5 bags
428237	n/a	Black	1/2"	3/8"	3/16"	100	.19	5 bags
n/a	428237-2	Black	1/2"	3/8"	3/16"	25	.05	5 bags
428259	n/a	Black	5/8"	1/2"	3/16"	100	.30	5 bags
n/a	428259-2	Black	5/8"	1/2"	3/16"	25	.08	5 bags
428261	n/a	Black	3/4"	1/2"	3/16"	100	.37	5 bags
n/a	428261-2	Black	3/4"	1/2"	3/16"	25	.09	5 bags
428265	n/a	Black	1"	1/2"	3/16"	100	.44	5 bags
n/a	428265-2	Black	1"	1/2"	3/16"	25	.11	5 bags
428273	n/a	Black	1-1/2"	1/2"	3/16"	100	.73	5 bags
n/a	428273-2	Black	1-1/2"	1/2"	3/16"	25	.19	5 bags

UL Cable Clamp are used to bundle, organize, and protect cable and wire runs, as well as simplify installation and maintenance. Temperature Rating: -40°F to 185°F. Flammability Rating: UL 94 V-2L. Constructed of UV stabilized injection molded nylon.



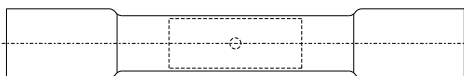
BUTT CONNECTOR

Tin Plated Copper/Injection Molded Nylon



Bulk	Display	AWG	Color	Qty. Per Bag	Listed	Wt.(lb.)	Std. Pack
429110	429110-1	22-18	Red	100/10	UL/CSA	1.00 / .10	5 bag / 10 sets
n/a	429110-2	22-18	Red	25	UL/CSA	.25	10 sets
429130	429130-1	16-14	Blue	100/10	UL/CSA	1.00 / .10	5 bag / 10 sets
n/a	429130-2	16-14	Blue	25	UL/CSA	.25	10 sets
429150	429150-1	12-10	Yellow	100/10	UL/CSA	1.00 / .10	5 bag / 10 sets
n/a	429150-2	12-10	Yellow	25	UL/CSA	.25	10 sets

Butt Connectors are designed to transfer electrical current. Most commonly used to connect or splice two wires together to lengthen, change, or repair an electrical circuit. Frequently used during product installation to eliminate soldering the wire joint. Pliable when crimping, the insulation also offers superior heat and deformation resistance. Transparent insulation allows for easy inspection of wire connections. Industry standard color-coding indicates wire size range. Constructed of injection molded nylon insulation and tin plated copper solid barrel for maximum conductivity and holding strength.



HEAT SHRINK BUTT CONNECTOR

Tin Plated Copper/Injection Molded Nylon



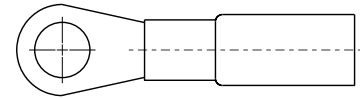
Bulk	Display	AWG	Color	Qty. Per Bag	Listed	Wt.(lb.)	Std. Pack
429110H	429110H-1	22-18	Red	100/6	UL/CSA	1.00 / .06	5 bag / 10 sets
n/a	429110H-2	22-18	Red	25	UL/CSA	.25	10 sets
429130H	429130H-1	16-14	Blue	100/6	UL/CSA	1.00 / .06	5 bag / 10 sets
n/a	429130H-2	16-14	Blue	25	UL/CSA	.25	10 sets
429150H	429150H-1	12-10	Yellow	100/6	UL/CSA	1.00 / .06	5 bag / 10 sets
n/a	429150H-2	12-10	Yellow	25	UL/CSA	.25	10 sets

Heat Shrink Butt Connectors are designed to transfer electrical current. Most commonly used to connect or splice two wires together to lengthen, change, or repair an electrical circuit. Frequently used during product installation to eliminate soldering the wire joint. Pliable when crimping, the insulation also offers superior heat and deformation resistance. Transparent insulation allows for easy inspection of wire connections. These connectors benefit from the addition of heat shrink insulation, protecting against moisture and vibration, preventing corrosion and accidental wire pull-out, and significantly increasing the longevity and dependability of the connection. Industry standard color-coding indicates wire size range. Constructed of injection molded nylon insulation and tin plated copper solid barrel for maximum conductivity and holding strength.



HEAT SHRINK RING TERMINAL

Tin Plated Copper/Injection Molded Nylon



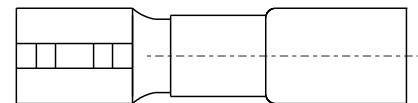
Bulk	Display	AWG	Ring	Color	Qty. Per Bag	Listed	Wt.(lb.)	Std. Pack
429212H	429212H-1	22-18	#4-6	Red	100/6	UL/CSA	1.00 / .06	5 bag / 10 sets
429213H	429213H-1	22-18	#8	Red	100/6	UL/CSA	1.00 / .06	5 bag / 10 sets
429214H	429214H-1	22-18	#10	Red	100/6	UL/CSA	1.00 / .06	5 bag / 10 sets
429216H	429216H-1	22-18	1/4"	Red	100/6	UL/CSA	1.00 / .06	5 bag / 10 sets
429217H	429217H-1	22-18	5/16"	Red	100/6	UL/CSA	1.00 / .06	5 bag / 10 sets
429218H	429218H-1	22-18	3/8"	Red	100/6	UL/CSA	1.00 / .06	5 bag / 10 sets
429232H	429232H-1	16-14	#4-6	Blue	100/6	UL/CSA	1.00 / .06	5 bag / 10 sets
429233H	429233H-1	16-14	#8	Blue	100/6	UL/CSA	1.00 / .06	5 bag / 10 sets
429234H	429234H-1	16-14	#10	Blue	100/6	UL/CSA	1.00 / .06	5 bag / 10 sets
429236H	429236H-1	16-14	1/4"	Blue	100/6	UL/CSA	1.00 / .06	5 bag / 10 sets
429237H	429237H-1	16-14	5/16"	Blue	100/6	UL/CSA	1.00 / .06	5 bag / 10 sets
429238H	429238H-1	16-14	3/8"	Blue	100/6	UL/CSA	1.00 / .06	5 bag / 10 sets
429252H	429252H-1	12-10	#4-6	Yellow	100/6	UL/CSA	1.00 / .06	5 bag / 10 sets
429253H	429253H-1	12-10	#8	Yellow	100/6	UL/CSA	1.00 / .06	5 bag / 10 sets
429254H	429254H-1	12-10	#10	Yellow	100/6	UL/CSA	1.00 / .06	5 bag / 10 sets
429256H	429256H-1	12-10	1/4"	Yellow	100/6	UL/CSA	1.00 / .06	5 bag / 10 sets
429257H	429257H-1	12-10	5/16"	Yellow	100/6	UL/CSA	1.00 / .06	5 bag / 10 sets
429258H	429258H-1	12-10	3/8"	Yellow	100/6	UL/CSA	1.00 / .06	5 bag / 10 sets

Heat Shrink Ring Terminals are designed to transfer electrical current. Ring terminals connect two or more wires to a single connection point. These connectors can be crimped anywhere and are frequently used during electronic installations to eliminate soldering the wire joint. Pliable when crimping, the insulation also offers superior heat and deformation resistance. Transparent insulation allows for easy inspection of wire connection. These connectors benefit from the addition of heat shrink insulation, protecting against moisture and vibration, preventing corrosion and accidental wire pull-out, and significantly increasing the longevity and dependability of the connection. Industry standard color-coding indicates wire size range. Constructed of injection molded nylon insulation and tin plated copper barrel and ring for maximum conductivity and holding strength. Terminals comply with ABYC standard E-11.



HEAT SHRINK PUSH-ON TERMINAL

Tin Plated Copper/Injection Molded Nylon



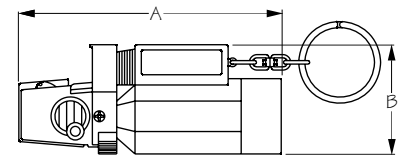
Bulk	Display	Size	AWG	Male/Female	Color	Qty. Per Bag	Listed	Wt.(lb.)	Std. Pack
429319H	429319H-1	.250"	22-18	Female	Red	100/6	UL/CSA	1.00 / .06	5 bag / 10 sets
429339H	429339H-1	.250"	16-14	Female	Blue	100/6	UL/CSA	1.00 / .06	5 bag / 10 sets
429359H	429359H-1	.250"	12-10	Female	Yellow	100/6	UL/CSA	1.00 / .06	5 bag / 10 sets

Heat Shrink Push-On Terminals are designed to transfer electrical current. These connectors can be crimped anywhere and are frequently used during electronic installations to eliminate soldering the wire joint. Pliable when crimping, the insulation also offers superior heat and deformation resistance. Transparent insulation allows for easy inspection of wire connection. These connectors benefit from the addition of heat shrink insulation, protecting against moisture and vibration, preventing corrosion and accidental wire pull-out, and significantly increasing the longevity and dependability of the connection. Industry standard color-coding indicates wire size range. Constructed of injection molded nylon insulation and tin plated copper barrel for maximum conductivity and holding strength. Terminals comply with ABYC standard E-11.



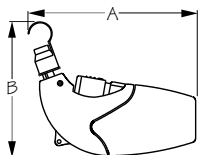
MINI TORCH

Plastic



Bulk	Display	A	B	Wt.(lb.)	Std. Pack
n/a	429590-1	3"	1-1/4"	.10	1 ea

The refillable butane Mini Torch features a piezo waterproof ignition, flame lock, windproof flame, protective flip-open style cap, see-through fuel tank, and key chain attachment. Flame can be adjusted with a simple twist. Refillable using standard butane fuel. Can be used for heat shrinking, soldering, igniting outdoor grills, and thawing locks. 30 minute non-stop burn time. 2400°F (1300°C) pin point flame. A great addition to any tool box or emergency kit.



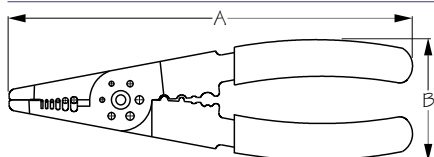
FLAMELESS HEAT GUN WITH WIND GUARD

Plastic



Bulk	Display	A	B	Wt.(lb.)	Std. Pack
n/a	429595-1	4-3/4"	4"	.21	1 ea
429599	429599-1	Replacement Butane Cartridge		.10	1 ea

This water resistant Flameless Heat Gun with Wind Guard features a piezo ignition and built-in locking switch. Powered by refillable butane fuel cell or disposable cigarette lighter. Use it to activate adhesives, bend or form plastics, apply heat shrink tubing, repair vinyl, or thaw locks. Includes a refillable 20-minute butane fuel cell and wind-resistant catalytic heating element. 1300°F (700°C). A great addition to any tool box or emergency kit.



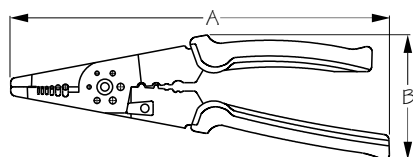
WIRE STRIPPER & CRIMPER

Powder Coated Steel



Bulk	Display	A	B	Wt.(lb.)	Std. Pack
n/a	429900-1	8-1/8"	2-9/16"	.40	1 ea

Wire Stripper & Crimper tool crimps and strips 22-10 gauge wire. Constructed of powder coated steel. A great tool for any tool box.



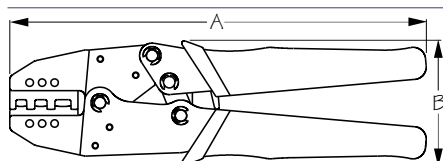
DELUXE WIRE STRIPPER & CRIMPER

Chrome Plated Steel



Bulk	Display	A	B	Wt.(lb.)	Std. Pack
n/a	429905-1	8-7/8"	3"	.50	1 ea

Deluxe Wire Stripper & Crimper tool is spring loaded and strips & crimps 22-10 gauge wire. Constructed of chrome plated steel. A great addition to any tool box.



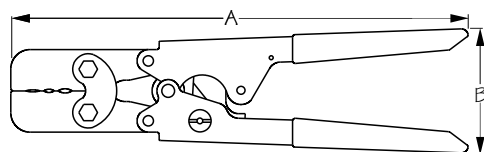
DELUXE TERMINAL CRIMPER

Powder Coated Steel



Bulk	Display	A	B	Wt.(lb.)	Std. Pack
n/a	429910-1	9"	2-7/8"	1.06	1 ea

Deluxe Terminal Crimper tool is designed for use with standard nylon terminal connectors. This deluxe, double ratchet crimper strips and crimps wire from 22-10 gauge. Ratchet action ensures correct crimping pressure. Constructed of powder coated steel. A great addition to any tool box.



PREMIUM HEAT SHRINK CRIMPER

Powder Coated/Stainless Steel



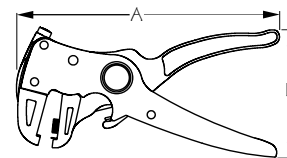
Bulk	Display	A	B	Wt.(lb.)	Std. Pack
n/a	429920-1	9"	2-3/16"	.77	1 ea

Premium Heat Shrink Crimper tool is designed for use with heat shrink terminals. This high end, single ratchet crimper strips and crimps wire from 22-10 gauge. Ratchet action ensures correct crimping pressure. Constructed of powder coated steel. A great addition to any tool box.



ADJUSTABLE WIRE STRIPPER & CUTTER

Powder Coated Steel



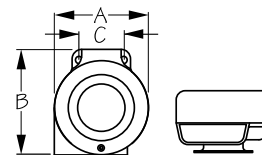
Bulk	Display	A	B	Wt.(lb.)	Std. Pack
n/a	429930-1	6-3/4"	3-3/8"	.56	1 ea

This professional grade Adjustable Wire Stripper & Cutter tool is two tools in one. Self-adjusting and easy to use, it strips or cuts 24-10 gauge wire with ease. Constructed of powder coated steel. A great addition to any tool box.



SINGLE MINI COMPACT HORN

Stamped 304 Stainless Steel Cover



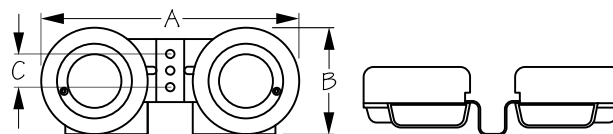
Bulk	Display	Amps	dB	Frequency (Hz)	Finish	A	B	Wt.(lb.)	Std. Pack
431110	431110-1	3	108	440±20	Stainless	3-5/16"	1-9/16"	.75	12 ea / 6 ea

Single Mini Compact Horn features a prewired, sealed sound unit with 304 stainless steel diaphragm and stamped 304 stainless cover. Mounting bracket can be used as a wiring template. A drop-in replacement for many common OEM horns. When installed, horns should point slightly downward to permit water drainage. At 108 decibels and a frequency (Hz) of 440±20A, this horn meets US Coast Guard's COLREGS and ABYC standard A-23 for use on vessels under 12m (39'). NMMA Type Accepted #2577059. 12VDC.



TWIN MINI COMPACT HORN

Stamped 304 Stainless Steel Cover



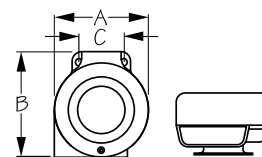
Bulk	Display	Amps	dB	Frequency (Hz)	Finish	A	B	C	Wt.(lb.)	Std. Pack
431120	431120-1	6	111	490±20	Stainless	8"	3-5/16"	1"	1.58	6 ea

Twin Mini Compact Horn features a prewired, sealed sound unit with 304 stainless steel diaphragm and stamped 304 stainless cover. Mounting bracket can be used as a wiring template. A drop-in replacement for many common OEM horns. When installed, horns should point slightly downward to permit water drainage. At 111 decibels and a frequency (Hz) of 490±20A, this horn meets US Coast Guard's COLREGS and ABYC standard A-23 for use on vessels under 12m (39'). NMMA Type Accepted #2577061. 12VDC.



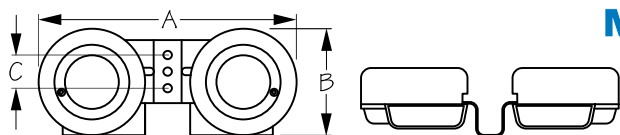
MAXBLAST SINGLE MINI COMPACT HORN

Stamped 304 Stainless Steel w/ Injection Molded Housing



Bulk	Display	Amps	dB	Frequency (Hz)	Finish	A	B	C	Wt.(lb.)	Std. Pack
431115	431115-1	3	108	440±20	Stainless	3-5/16"	3-5/8"	1-9/16"	.75	12 ea / 6 ea

MaxBlast Single Mini Compact Horn is constructed of an injection molded housing under a stamped 304 stainless steel cover. Corrosion resistant stainless steel cover protects the internal components. After a 600 hour salt spray test, this electric horn was completely rust-free! Mounting bracket can be used as a wiring template. When installed, horns should point slightly downward to permit water drainage. At 108 decibels and a frequency (Hz) of 440±20A, this horn meets US Coast Guard's COLREGS and ABYC standard A-23 for use on vessels under 12m (39'). Five-year rust-free warranty. NMMA Type Accepted #2577060. 12VDC.



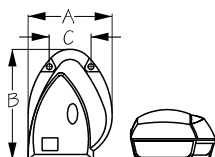
MAXBLAST TWIN MINI COMPACT HORN

Stamped 304 Stainless Steel w/ Injection Molded Housing



Bulk	Display	Amps	dB	Frequency (Hz)	Finish	A	B	C	Wt.(lb.)	Std. Pack
431125	431125-1	6	111	490±20	Stainless	8"	3-5/16"	1"	1.58	6 ea

MaxBlast Twin Mini Compact Horn is constructed of an injection molded housing under a stamped 304 stainless steel cover. Corrosion resistant stainless steel cover protects the the internal components. After a 600 hour salt spray test, this electric horn was completely rust-free! Mounting bracket can be used as a wiring template. When installed, horns should point slightly downward to permit water drainage. At 111 decibels and a frequency (Hz) of 490±20A, this horn meets US Coast Guard's COLREGS and ABYC standard A-23 for use on vessels under 12m (39'). Five-year rust-free warranty. NMMA Type Accepted #2577062. 12VDC.



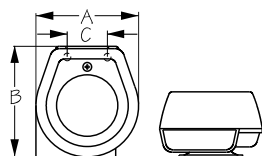
SONIC MINI COMPACT HORN

ASA Plastic Cover



Bulk	Display	Amps	dB	Frequency (Hz)	Finish	A	B	C	Wt.(lb.)	Std. Pack
431151	431151-1	3	108	440±20	Chrome	3-3/8"	4-3/8"	1-5/8"	.65	12 ea / 6 ea
431152	431152-1	3	108	440±20	White	3-3/8"	4-3/8"	1-5/8"	.65	12 ea / 6 ea
431153	431153-1	3	108	440±20	Black	3-3/8"	4-3/8"	1-5/8"	.65	12 ea / 6 ea

These Sonic Mini Compact Horns have no polarity, so the negative or positive wire can be attached to either side. Mounting bracket can be used as a wiring template. When installed, horns should point slightly downward to permit water drainage. At 108 decibels and a frequency (Hz) of 440±20A, this horn meets US Coast Guard's COLREGS and ABYC standard A-23 for use on vessels under 12m (39'). Constructed of impact and UV resistant ASA plastic. 12VDC.



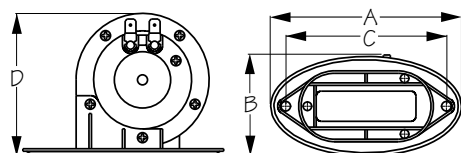
MINI COMPACT HORN

Stamped 304 Stainless Steel Cover



Bulk	Display	Amps	dB	Frequency (Hz)	Finish	A	B	C	Wt.(lb.)	Std. Pack
431173	431173-1	4	109	350±15	Black	4"	4-1/2"	1-9/16"	1.07	6 ea

The Mini Compact Horn has no polarity, so the negative or positive wire can be attached to either side. Mounting bracket can be used as a wiring template. When installed, horns should point slightly downward to permit water drainage. At 109 decibels and a frequency (Hz) of 350±15A, this horn meets US Coast Guard's COLREGS and ABYC standard A-23 for use on vessels under 12m (39'). NMMA Type Accepted #2577063. Constructed of a stamped 304 stainless cover with a black finish. 12VDC.



DROP-IN HIDDEN HORN V.1 WITH GRILLS

Powder Coated Steel/Injection Molded Nylon



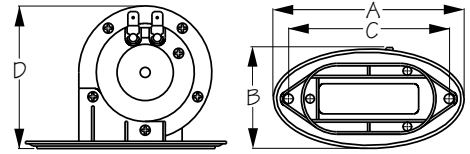
Bulk	Display	Amps	dB	Frequency (Hz)	A	B	C	D	Wt.(lb.)	Std. Pack
n/a	431210-1	3	106	440±20	4-7/8"	2-3/4"	4"	3-3/8"	.72	1 ea

Drop-In Hidden Horn V.1 kit includes a horn plus one chrome and one white decorative billet snap-in grill. Hole size 1-7/8" x 3-3/8". At 106 decibels and a frequency (Hz) of 440±20A, this horn meets US Coast Guard's COLREGS and ABYC standard A-23 for use on vessels under 12m (39'). Constructed of powder coated steel and injection molded nylon. NMMA Type Accepted #2577064. 12VDC.



DROP-IN HIDDEN HORN V.1

Powder Coated Steel/Injection Molded Nylon



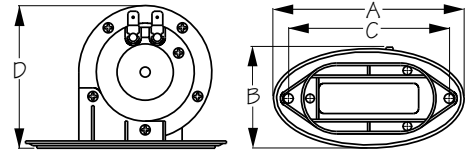
Bulk	Display	Amps	dB	Frequency (Hz)	A	B	C	D	Wt.(lb.)	Std. Pack
431215	n/a	3	106	440±20	4-7/8"	2-3/4"	4"	3-3/8"	.69	1 ea

Drop-In Hidden Horn V.1 is a horn only (grill sold separately). Hole size 1-7/8" x 3-3/8". At 106 decibels and a frequency (Hz) of 440±20A, this horn meets US Coast Guard's COLREGS and ABYC standard A-23 for use on vessels under 12m (39'). Constructed of powder coated steel and injection molded nylon. NMMA Type Accepted #2577064. 12VDC.



DROP-IN HIDDEN HORN V.1 (OVER MOLDED)

Powder Coated Steel/Injection Molded Nylon



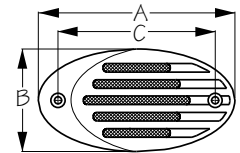
Bulk	Display	Amps	dB	Frequency (Hz)	A	B	C	D	Wt.(lb.)	Std. Pack
431220	n/a	3	106	440±20	4-7/8"	2-3/4"	4"	3-3/8"	.69	1 ea

Over Molded Drop-In Hidden Horn V.1 is a horn only (grill sold separately). Hole size 1-7/8" x 3-3/8". At 106 decibels and a frequency (Hz) of 440±20A, this horn meets US Coast Guard's COLREGS and ABYC standard A-23 for use on vessels under 12m (39'). Constructed of powder coated steel and injection molded nylon. 5-year rust free warranty. NMMA Type Accepted #2577064. 12VDC.



SCREW-IN HORN GRILLS FOR V.1 & V.2 HORNS

ASA & ABS w/ Waterproof Fabric/304 Stamped Stainless Steel



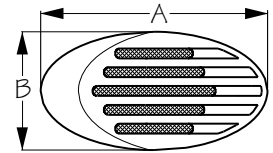
Bulk	Display	Finish	A	B	C	Wt.(lb.)	Std. Pack
431211	n/a	Chrome Grill	4-7/8"	2-3/4"	4"	.04	10 ea
431212	n/a	White Grill	4-7/8"	2-3/4"	4"	.04	10 ea
431213	n/a	Black Grill	4-7/8"	2-3/4"	4"	.04	10 ea
431214	n/a	Stainless Grill Cover	4-7/8"	2-3/4"	4"	.06	10 ea

Screw-In Horn Grills (431211-431213) can only be used with Drop-In Hidden Horns V.1 & V.2 (431215 and 431235) and Mini Compact Horn (431410). The decorative Stainless Grill Cover (431214) is for use in conjunction with Screw-In Horn Grills (431211-431213) for waterproof protection. Constructed of molded ASA and ABS with waterproof fabric to protect the horn from salt spray. Avoid contact with acetone or strong solvents.



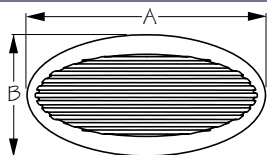
SNAP-IN GRILLS FOR V.1 & V.2 HORNS

ASA & ABS w/ Waterproof Fabric



Bulk	Display	Finish	A	B	Wt.(lb.)	Std. Pack
431221	n/a	Chrome	4-7/8"	2-3/4"	.04	10 ea
431222	n/a	White	4-7/8"	2-3/4"	.04	10 ea
431223	n/a	Black	4-7/8"	2-3/4"	.04	10 ea

Snap-In Horn Grills give horns a sleek, modern look with no visible fasteners. For use with Drop-In Hidden Horns V.1 & V.2 (431215 and 431235). Constructed of molded ASA and ABS with waterproof fabric to protect the horn from salt spray. Avoid contact with acetone or strong solvents.



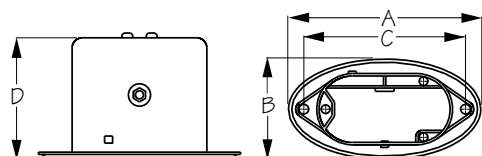
BILLET SNAP-IN HORN GRILLS FOR V.1 & V.2 HORNS

ASA & ABS w/ Waterproof Fabric



Bulk	Display	Finish	A	B	Wt.(lb.)	Std. Pack
431411	n/a	Chrome	4-7/8"	2-3/4"	.04	10 ea
431412	n/a	White	4-7/8"	2-3/4"	.04	10 ea
431413	n/a	Black	4-7/8"	2-3/4"	.04	10 ea

Billet Snap-In Horn Grills give horns a sleek, modern look with no visible fasteners. For use with Drop-In Hidden Horns V.1 & V.2 (431215 and 431235). Constructed of molded ASA and ABS with waterproof fabric to protect the horn from salt spray. Avoid contact with acetone or strong solvents.



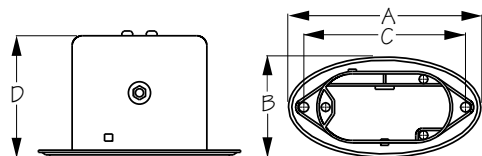
DROP-IN HIDDEN HORN V.2 WITH GRILLS

Powder Coated Steel/Injection Molded Nylon



Bulk	Display	Amps	dB	Frequency (Hz)	A	B	C	D	Wt.(lb.)	Std. Pack
n/a	431230-1	4	108	370±20	4-7/8"	2-3/4"	4"	3-3/8"	.72	1 ea

The Drop-In Hidden Horn V.2 kit includes a horn plus one chrome and one white decorative billet snap-in grill. Hole size 1-7/8" x 3-3/8". At 108 decibels and a frequency (Hz) of 370±20A, this horn meets US Coast Guard's COLREGS and ABYC standard A-23 for use on vessels under 12m (39'). Constructed of powder coated steel and injection molded nylon. NMMA Type Accepted #2577065. 12VDC.



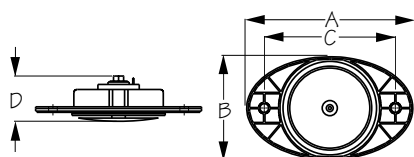
DROP-IN HIDDEN HORN V.2

Powder Coated Steel/Injection Molded Nylon/ASA



Bulk	Display	Amps	dB	Frequency (Hz)	A	B	C	D	Wt.(lb.)	Std. Pack
431235	n/a	4	108	370±20	4-7/8"	2-3/4"	4"	3-3/8"	.69	1 ea

The Drop-In Hidden Horn V.2 is a horn only the grill is sold separately. Hole size 1-7/8" x 3-3/8". At 108 decibels and a frequency (Hz) of 370±20A, this horn meets US Coast Guard's COLREGS and ABYC standard A-23 for use on vessels under 12m (39'). Constructed of powder coated steel and injection molded nylon. NMMA Type Accepted #2577065. 12VDC.



DROP-IN HIDDEN HORN V.3 WITH GRILLS

Powder Coated Steel/Injection Molded Nylon/ASA



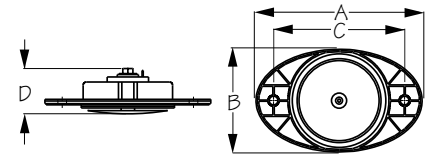
Bulk	Display	Amps	dB	Frequency (Hz)	A	B	C	D	Wt.(lb.)	Std. Pack
n/a	431250-1	4	111	370±20	5-1/4"	3-3/8"	4"	1-1/2"	.42	1 ea

The Drop-In Hidden Horn V.3 kit includes a horn plus one chrome and one white decorative billet screw-in grill. Hole size 2-3/4" diameter. At 111 decibels and a frequency (Hz) of 370±20A, this horn meets US Coast Guard's COLREGS and ABYC standard A-23 for use on vessels under 12m (39'). Constructed of powder coated steel and injection molded nylon. NMMA Type Accepted #2577066. 12VDC.



DROP-IN HIDDEN HORN V.3

Powder Coated Steel/Injection Molded Nylon/ASA



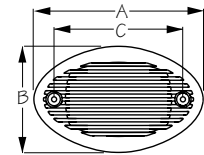
Bulk	Display	Amps	dB	Frequency (Hz)	A	B	C	D	Wt.(lb.)	Std. Pack
431255	n/a	4	111	370±20	5-1/4"	3-3/8"	4"	1-1/2"	.37	1 ea

The Drop-In Hidden Horn V.3 is a horn only the grill is sold separately. Hole size 2-3/4" diameter. At 111 decibels and a frequency (Hz) of 370±20A, this horn meets US Coast Guard's COLREGS and ABYC standard A-23 for use on vessels under 12m (39'). Constructed of powder coated steel and injection molded nylon. NMMA Type Accepted #2577066. 12VDC.



BILLET SCREW-IN GRILLS FOR 431255 HORN

ASA & ABS w/ Waterproof Fabric



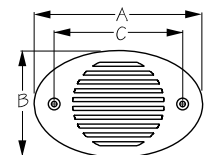
Bulk	Display	Finish	A	B	C	Wt.(lb.)	Std. Pack
431351	n/a	Chrome	5-1/4"	3-3/8"	4"	.05	10 ea
431352	n/a	White	5-1/4"	3-3/8"	4"	.05	10 ea
431353	n/a	Black	5-1/4"	3-3/8"	4"	.05	10 ea

Billet Screw-In Horn Grills are for use with Drop-In Hidden Horns V.3 (431255). Constructed of molded ASA and ABS with a waterproof fabric to protect the horn from salt spray. Avoid contact with acetone or strong solvents.



BILLET SCREW-IN GRILL COVER FOR 431255 HORN

Stamped 304 Stainless Steel



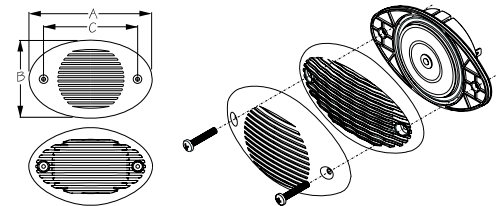
Bulk	Display	Finish	A	B	C	Wt.(lb.)	Std. Pack
431354	n/a	Stainless	5-1/4"	3-3/8"	4"	.09	10 ea

The decorative Stainless Billet Screw-In Horn Grill Cover is for use in conjunction with Screw-In Horn Grills (431351-431353) for waterproof protection. For use with Drop-In Hidden Horn V.3 (431255). Constructed of stamped 304 stainless steel.



BILLET SCREW-IN GRILL W/ GRILL COVER FOR 431255 HORN

304 Stainless Steel/ABS



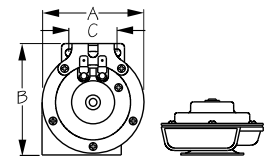
Bulk	Display	Finish	A	B	C	Wt.(lb.)	Std. Pack
431355	n/a	Stainless/Black	5-1/4"	3-3/8"	4"	.14	10 ea

Set comes complete with one Billet Screw-In Grill (431353) and one Stainless Grill Cover (431354) to create a contemporary look for your Drop-In Hidden Horn V.3 (431255). Grill is constructed of black plastic ASA and ABS with waterproof fabric. Cover is constructed of corrosion resistant 304 stainless steel. Horn and fasteners not included.



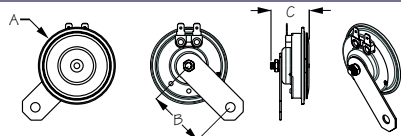
HIDDEN MOUNT MINI COMPACT HORN

Powder Coated Steel



Bulk	Display	Amps	dB	Frequency (Hz)	A	B	C	Wt.(lb.)	Std. Pack
431310	431310-1	3	107	440±20	3-5/16"	3-5/8"	1-9/16"	.68	12 ea / 6 ea

At 107 decibels and a frequency (Hz) of 440±20A, the Hidden Mount Mini Compact Horn meets US Coast Guard's COLREGS and ABYC standard A-23 for use on vessels under 12m (39'). Constructed of powder coated steel. NMMA Type Accepted #2577068. 12VDC.



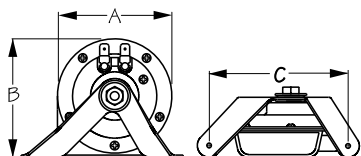
PONTOON BOAT MINI COMPACT HORN W/ BRACKET

Powder Coated Steel/304 Stainless Steel



Bulk	Display	Amps	dB	Frequency (Hz)	A	B	C	Wt.(lb.)	Std. Pack
431430	431430-1	4	111	370±20	2-13/16"	2-3/16"	1-7/16"	.35	12 ea / 6 ea

At 111 decibels and a frequency (Hz) of 370±20A, the Pontoon Boat Mini Compact Horn meets US Coast Guard's COLREGS and ABYC standard A-23 for use on vessels under 12m (39'). Constructed of powder coated steel with corrosion resistant 304 stainless steel bracket for easy mounting. Recommended for freshwater use. NMMA Type Accepted #2601746. 12VDC.



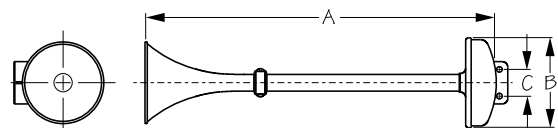
MINI COMPACT HORN W/ BRACKET

Powder Coated Steel



Bulk	Display	Amps	dB	Frequency (Hz)	A	B	C	Wt.(lb.)	Std. Pack
431410	n/a	3	107	440±20	3-5/16"	3-5/8"	4"	.72	12 ea

At 107 decibels and a frequency (Hz) of 440±20A, the Mini Compact Horn meets US Coast Guard's COLREGS and ABYC standard A-23 for use on vessels under 12m (39'). Constructed of powder coated steel. Includes mounting bracket. NMMA Type Accepted #2577067. 12VDC.



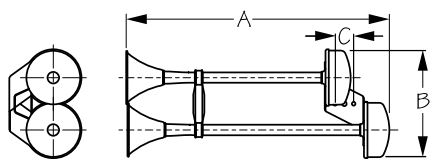
MAXBLAST SINGLE TRUMPET HORN

Stamped 304 Stainless Steel w/ Over Molded Motor Housing



Bulk	Display	Amps	dB	Frequency (Hz)	A	B	C	Volts	Wt.(lb.)	Std. Pack
431510	431510-1	5	118	390±15	16"	4"	1-3/16"	12	1.71	1 ea
431530	431530-1	2.5	118	390±15	16"	4"	1-3/16"	24	1.71	1 ea

MaxBlast Single Trumpet Horn features a prewired, sealed sound unit. After a 600 hour salt spray test, this electric horn was completely rust-free! Horn wiring has no polarity, negative or positive can be attached to either wire. Mounting bracket can be used as a wiring template. When installed, the trumpet should point slightly downward to permit drainage. At 118 decibels and a frequency (Hz) of 390±15A, this horn meets US Coast Guard's COLREGS and ABYC standard A-23 for use on vessels under 12m (39'). Constructed with an over molded housing under a 304 stainless steel exterior and diaphragm, which protects the internal components from corrosion. 5-year rust free warranty. NMMA Type Accepted #2577069 & 2577070. 12 or 24VDC.



MAXBLAST DUAL TRUMPET HORN

Stamped 304 Stainless Steel w/ Over Molded Motor Housing



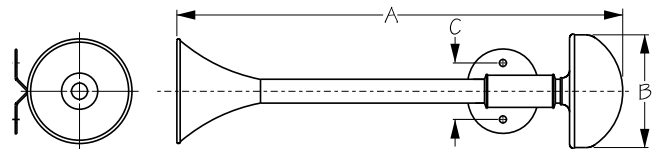
Bulk	Display	Amps	dB	Frequency (Hz)	A	B	C	Volts	Wt.(lb.)	Std. Pack
431520	431520-1	10	123	390±15/330±15	18-1/4"	7"	1-5/16"	12	3.55	1 ea
431540	431540-1	5	123	390±15/330±15	18-1/4"	7"	1-5/16"	24	3.55	1 ea

MaxBlast Single Trumpet Horn features a prewired, sealed sound unit. After a 600 hour salt spray test, this electric horn was completely rust-free! Horn wiring has no polarity, negative or positive can be attached to either wire. Mounting bracket can be used as a wiring template. When installed, the trumpet should point slightly downward to permit water drainage. At 123 decibels and a frequency (Hz) of 390±15/330±15, this horn meets the US Coast Guard's COLREGS, US Inland Navigation Rules, Annex III Regulations, and ABYC standard A-23 for boats up to 20 meters (66'). Constructed with an over molded motor housing under a stamped 304 stainless steel exterior and diaphragm, which protects the internal components from corrosion. 5-year rust free warranty. NMMA Type Accepted #2577051 & 2577052. 12 or 24VDC.



COMPACT SINGLE TRUMPET HORN

Stamped 304 Stainless Steel



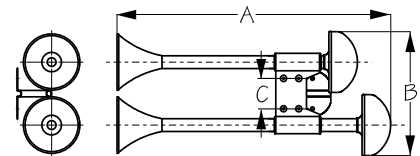
Bulk	Display	Amps	dB	Frequency (Hz)	A	B	C	Volts	Wt.(lb.)	Std. Pack
431610	431610-1	3.5	108	460±15	14"	3-1/2"	1-3/4"	12	1.12	1 ea

The Compact Single Trumpet Horn features a prewired, sealed sound unit. Mounting bracket can be used as a wiring template. When installed, the trumpet should point slightly downward to permit water drainage. At 108 decibels and a frequency (Hz) of 460±15A, this horn meets US Coast Guard's COLREGS and ABYC standard A-23 for use on vessels under 12m (39'). Constructed of corrosion resistant 100% stainless steel exterior with a stamped 304 stainless steel diaphragm. NMMA Type Accepted #2577071. 12VDC.



COMPACT DUAL TRUMPET HORN

Stamped 304 Stainless Steel



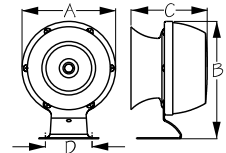
Bulk	Display	Amps	dB	Frequency (Hz)	A	B	C	Volts	Wt.(lb.)	Std. Pack
431620	431620-1	7	110	460±15/415±15	16"	7-1/2"	1-3/4"	12	2.34	1 ea

The Compact Dual Trumpet Horn features a prewired, sealed sound unit. Mounting bracket can be used as a wiring template. When installed, the trumpet should point slightly downward to permit water drainage. At 110 decibels and a frequency (Hz) of 460±15/415±15, this horn meets US Coast Guard's COLREGS and ABYC standard A-23 for use on vessels under 12m (39'). Constructed of corrosion resistant 100% stainless steel exterior with a stamped 304 stainless steel diaphragm. NMMA Type Accepted #2577072. 12VDC.



BULLDOG HORN

Chrome ABS/Stamped 304 Stainless Steel



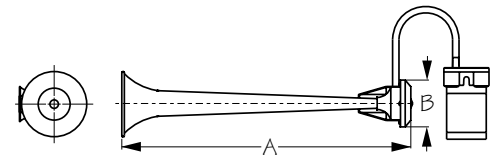
Bulk	Display	Amps	dB	Frequency (Hz)	A	B	C	D	Wt.(lb.)	Std. Pack
n/a	431900-1	4	123	295±15	5"	6-1/2"	4-1/4"	2-1/8"	1.62	1 ea

At 123 decibels and a frequency (Hz) of 295±15A, the Bulldog Horn meets the US Coast Guard's COLREGS, US Inland Navigation Rules, Annex III Regulations, and ABYC standard A-23 for boats up to 20 meters (66'). Mounting bracket can be used as a wiring template. Constructed of chromed ABS and corrosion resistant stamped 304 stainless steel. NMMA Type Accepted #2577053. 12VDC.



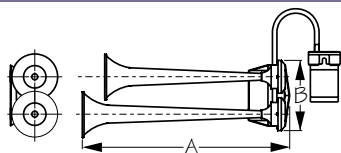
MAXBLAST AIR HORN - SINGLE TRUMPET

Chrome Plated Brass



Bulk	Display	Amps	dB	Frequency (Hz)	A	B	PSI	Volts	Wt.(lb.)	Std. Pack
n/a	432510-1	20	120	315±15	17"	2-3/4"	11	12	3.22	1 ea
432510	n/a	Horn Only							1.33	1 ea

The MaxBlast Single Trumpet Air Horn display pack includes the horn, compressor, air tubing, and mounting hardware. At 120 decibels and a frequency (Hz) of 315±15A, this horn meets the US Coast Guard's COLREGS, US Inland Navigation Rules, Annex III Regulations, and ABYC standard A-23 for boats up to 20 meters (66'). When installed, the trumpet should point slightly downward to permit water drainage. Maximum: 20A. Constructed of durable chrome plated brass. NMMA Type Accepted #2577054. 12VDC.



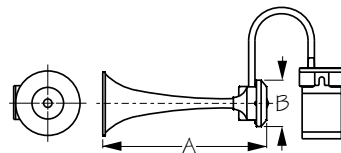
MAXBLAST AIR HORN - DUAL TRUMPET

Chrome Plated Brass



Bulk	Display	Amps	dB	Frequency (Hz)	A	B	PSI	Volts	Wt.(lb.)	Std. Pack	
n/a	432520-1	20	121	375±15/315±15	17"	5-7/8"	11	12	4.53	1 ea	
432520	n/a	Horn Only								2.64	1 ea

The MaxBlast Dual Trumpet Air Horn display pack includes the horn, compressor, air tubing, and mounting hardware. At 121 decibels and a frequency (Hz) of 375±15A/315±15A, this horn meets the US Coast Guard's COLREGS, US Inland Navigation Rules, Annex III Regulations, and ABYC standard A-23 for boats up to 20 meters (66'). When installed, the trumpet should point slightly downward to permit water drainage. Maximum: 20A. Constructed of durable chrome plated brass. NMMA Type Accepted #2577055. 12VDC.



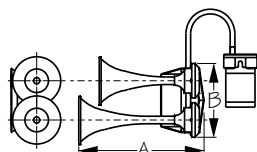
MAXBLAST AIR HORN - MINI SINGLE TRUMPET

Chrome Plated Brass/Powder Coated Brass



Bulk	Display	Amps	dB	Finish	A	B	PSI	Volts	Wt.(lb.)	Std. Pack	
n/a	432610-1	20	124	Chrome	9-5/8"	2-3/4"	11	12	2.80	1 ea	
432610	n/a	Horn Only								.92	1 ea
n/a	432611-1	20	124	White	9-5/8"	2-3/4"	11	12	2.80	1 ea	
432611	n/a	Horn Only								.92	1 ea

The MaxBlast Mini Single Trumpet Air Horn display pack includes the horn, compressor, air tubing, and mounting hardware. At 124 decibels and a frequency (Hz) of 630±15A, this horn meets the US Coast Guard's COLREGS, US Inland Navigation Rules, Annex III Regulations, and ABYC standard A-23 for boats up to 20 meters (66'). When installed, the trumpet should point slightly downward to permit water drainage. Maximum: 20A. Constructed of durable chrome plated brass. NMMA Type Accepted #2577056 & 2577057. 12VDC.



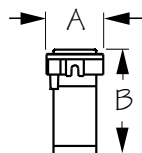
MAXBLAST AIR HORN - MINI DUAL TRUMPET

Chrome Plated Brass



Bulk	Display	Amps	dB	Finish	A	B	PSI	Volts	Wt.(lb.)	Std. Pack	
n/a	432620-1	20	125	Chrome	9-5/8"	5-7/8"	9-11	12	4.08	1 ea	
432620	n/a	Horn Only								2.20	1 ea

The MaxBlast Mini Dual Trumpet Air Horn display pack includes the horn, compressor, air tubing, and mounting hardware. At 125 decibels and a frequency (Hz) of 630±15A/525±15A, this horn meets the US Coast Guard's COLREGS, US Inland Navigation Rules, Annex III Regulations, and ABYC standard A-23 for boats up to 20 meters (66'). When installed, the trumpet should point slightly downward to permit water drainage. Maximum: 20A. Constructed of durable chrome plated brass. NMMA Type Accepted #2577058. 12VDC.



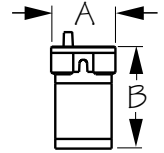
UNIVERSAL AIR HORN COMPRESSOR W/ SIDE AIR EXIT



Bulk	Display	Amps	A	B	PSI	Volts	Wt.(lb.)	Std. Pack
432597	432597-1	20	2-1/2"	4-1/4"	11	12	1.30	1 ea

The Universal Air Horn Compressor works with all Sea-Dog® MaxBlast air horns. Features a side air exit for use in tight installation applications. Does not include air tubing or mounting hardware. Maximum: 20A. 12VDC.

MAXBLAST AIR HORN COMPRESSOR - 12V & 24V

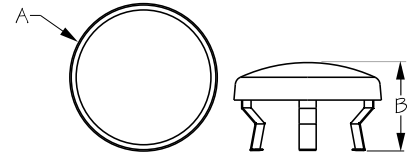


Bulk	Display	Amps	A	B	PSI	Volts	Wt.(lb.)	Std. Pack
432599	432599-1	20	2-1/2"	4"	11	12	1.37	1 ea
432598	432598-1	20	2-1/2"	4"	11	24	1.37	1 ea

The MaxBlast Air Horn Compressor works with all Sea-Dog® MaxBlast air horns. For use in standard installations where head room is not an issue. Does not include air tubing or mounting hardware. Maximum: 20A. 12 or 24VDC. CE compliant.

TRUMPET HORN TUBE COVER

Stamped 304 Stainless Steel



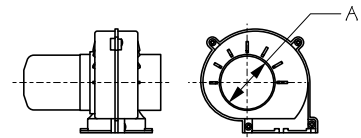
Bulk	Display	A	B	Wt.(lb.)	Std. Pack
n/a	432590-1	3-15/16"	2-3/16"	.40	1 ea

The Trumpet Horn Tube Cover fits all MaxBlast Trumpet Horns. Keeps green water and bugs from getting into the trumpet tube. Snaps over the end of the tube – no tools required. Constructed of corrosion resistant stamped 304 stainless steel.



BILGE BLOWER

Injection Molded ABS Housing

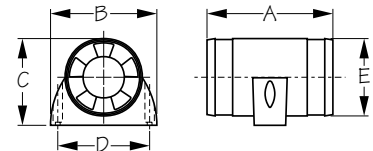


Bulk	Display	A (Hose Size)	CFM	Amps	Volts	Fastener	Wt.(lb.)	Std. Pack
435210	n/a	3"	100	3	12	1/4" Bolt	1.39	1 ea

The 100 CFM Bilge Blower circulates air removing fumes from bilge, engine compartment, heads, and galley. Constructed of injection molded ABS. Installs with four 1/4" bolts (not included). For use with 3" vent hose. 12VDC.

IN-LINE BILGE BLOWER

Injection Molded ABS Housing

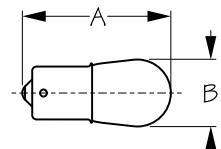


Bulk	Display	A	B	C	D	E (Hose Size)	CFM	Fastener	Wt.(lb.)	Std. Pack
n/a	435215-3	5"	4-1/4"	3-1/2"	3-11/16"	3"	100	#10 RH	.72	1 ea

100 CFM In-Line Bilge Blower circulates air, removing fumes from bilge, heads, and galley. Constructed of injection molded ABS. Installs with two #10 RH fasteners (not included). For use with 3" vent hose. 1.5A @ 12VDC. CE compliant.

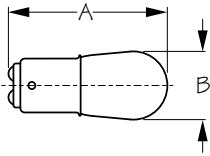
SINGLE CONTACT BAYONET BASE LIGHT BULB

Nickel Plated Brass Base



Bulk	Display	A	B	Amps	Volts	Watts	Candle Power	Wt.(lb.)	Std. Pack
441003	441003-1	1-5/8"	3/4"	0.94	12.8	12.0	15	.01 / .02	10 ea / 10 pr
441067	441067-1	1-3/8"	3/4"	0.59	12.8	8.0	4	.01 / .02	10 ea / 10 pr
441093	441093-1	1-7/8"	1"	1.04	12.8	13.3	15	.01 / .02	10 ea / 10 pr
441141	441141-1	1-15/16"	1"	1.44	12.8	18.4	21	.01 / .02	10 ea / 10 pr
441156	441156-1	1-15/16"	1"	2.1	12.8	26.9	32	.01 / .02	10 ea / 10 pr

Single Contact Bayonet Base Light Bulbs are a general purpose incandescent light. Constructed of heavy duty glass housing and filament for break resistance and longevity with nickel plated brass base for corrosion resistance and positive contact. 12.8VDC.



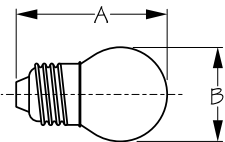
DOUBLE CONTACT BAYONET BASE LIGHT BULB

Nickel Plated Brass Base



Bulk	Display	A	B	Amps	Volts	Watts	Candle Power	Wt.(lb.)	Std. Pack
441004	441004-1	1-3/4"	3/4"	0.94	12.8	12.0	15	.01 / .02	10 ea / 10 pr
441032	441032-1	1-3/8"	3/4"	0.25	12.8	5.0	4.5	.01 / .02	10 ea / 10 pr
441034	441034-1	1-15/16"	1"	1.8/0.59	12.8	23.04/8.26	32/3	.01 / .02	10 ea / 10 pr
441076	441076-1	1-7/8"	1"	1.80	12.8	23.0	32	.01 / .02	10 ea / 10 pr
441082	441082-1	1-3/8"	3/4"	1.02	6.5	6.6	6	.01 / .02	10 ea / 10 pr
441090	441090-1	1-3/8"	3/4"	0.58	12.8	7.5	6	.01 / .02	10 ea / 10 pr
441094	441094-1	1-7/8"	1"	1.04	12.8	13.3	15	.01 / .02	10 ea / 10 pr
441142	441142-1	1-7/8"	1"	1.44	12.8	18.4	21	.01 / .02	10 ea / 10 pr
441143	441143-1	1-7/8"	1"	1.44	12.8	18.4	21	.01 / .02	10 ea / 10 pr
441157	441157-1	1-15/16"	1"	2.1/0.59	12.8	26.88/8.26	32/3	.02 / .04	10 ea / 10 pr

Double Contact Bayonet Base Light Bulbs are a general purpose incandescent light. Constructed of heavy duty glass bulb housing and filament for break resistance and longevity with nickel plated brass base for corrosion resistance and positive contact. 441143 has a red lens. 441034 & 441157 (pictured) are dual filament bulbs. 441082 is 6.5VDC; all others are 12.8VDC.



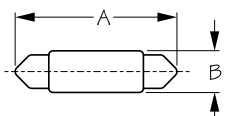
MEDIUM SCREW BASE LIGHT BULB

Brass Base



Bulk	Display	A	B	Amps	Volts	Watts	Wt.(lb.)	Std. Pack
441027	441027-1	2-1/2"	1-9/16"	1.25	12.8	15	.03	10 ea

This Medium Screw Base Light Bulb is a general purpose incandescent light. Constructed of heavy duty glass bulb housing and filament for break resistance and longevity with an Edison-style, single contact brass base. 15W. 12.8VDC.



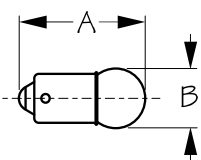
FESTOON LIGHT BULB

Nickel Plated Brass Base



Bulk	Display	A	B	Amps	Volts	Watts	Candle Power	Wt.(lb.)	Std. Pack
441035	441035-1	1-5/8"	7/16"	0.77	12.8	10	10	.01 / .02	10 ea / 10 pr
441070	441070-1	1-9/16"	7/16"	1.17	12.8	15	12	.01 / .02	10 ea / 10 pr
441071	441071-1	1-3/16"	7/16"	0.72	12.8	10	6	.01 / .02	10 ea / 10 pr
441854	441854-1	1-1/4"	5/16"	0.72	12.8	10	6	.01 / .02	10 ea / 10 pr
441209	441209-1	1-3/16"	1/4"	0.25	12.8	5	2	.01 / .02	10 ea / 10 pr
441211	441211-1	1-11/16"	7/16"	1.17	12.8	15	12	.01 / .02	10 ea / 10 pr
441212	441212-1	1-11/16"	7/16"	0.72	12.8	10	6	.01 / .02	10 ea / 10 pr

Festoon Light Bulbs are double ended bulbs that resemble AGC style glass fuses and are often used for marine navigation lighting. They give off a warm, incandescent white light. Constructed of heavy duty glass bulb housing and filament for break resistance and longevity with nickel plated brass base ends for corrosion resistance and positive contact. 12.8VDC.



MINI BAYONET BASE LIGHT BULB

Nickel Plated Brass Base



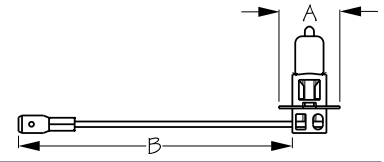
Bulk	Display	A	B	Amps	Volts	Watts	Candle Power	Wt.(lb.)	Std. Pack
441053	441053-1	15/16"	7/16"	0.12	12.8	1.7	1	.01 / .02	10 ea / 10 pr
441057	441057-1	1-1/16"	9/16"	0.2	12.8	3.4	2	.01 / .02	10 ea / 10 pr

These Mini Bayonet Base Light Bulbs are a general purpose incandescent light. Constructed of heavy duty glass bulb housing and filament for break resistance and longevity with nickel plated, single contact brass base for corrosion resistance and positive contact. 12.8VDC.



HALOGEN FLOOD LIGHT BULB

Nickel Plated Brass/Glass



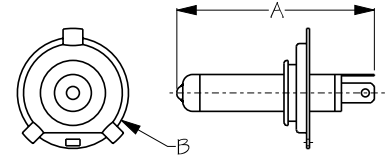
Bulk	Display	A	B	Amps	Volts	Watts	Style	Wt.(lb.)	Std. Pack
n/a	405111-1	13/16"	3-15/16"	4.58	12	55	H3	.02	5 ea
n/a	405121-1	13/16"	3-15/16"	2.91	24	70	H3	.02	5 ea

Replacement Bulbs for 405110-1, 405115-1, 405120, & 405510. PK22S base type.



HALOGEN FLOOD LIGHT BULB

Nickel Plated Brass/Glass



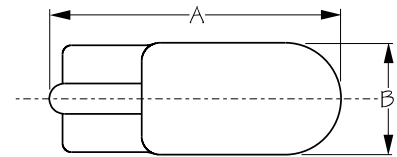
Bulk	Display	A	B	Amps	Volts	Watts	Style	Wt.(lb.)	Std. Pack
405969	n/a	3"	1-11/16"	8.3/7.5	12	100/90	H4	.06	5 ea

Replacement Bulb for 405610-3. P43T base type.



WEDGE BASE LIGHT BULB

Glass



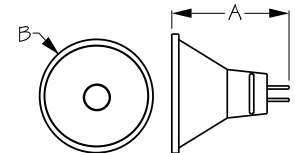
Bulk	Display	A	B	Amps	Volts	Watts	Base	Candle Power	Wt.(lb.)	Std. Pack
441194	441194-1	1"	3/8"	0.27	12.8	3.8	194	2	.01 / .02	10 ea / 10 pr

Similar to a bi-pin connector, a Wedge Base Light Bulb uses two wires that extend into the bulb and are bent up onto the sides of the base where they make contact with the socket. Compression force holds the bulb in the socket to prevent it from loosening from vibration. Ideal for inside or under cabinets and shelves. 12.8VDC.



HALOGEN BULB WITH REFLECTOR MR-16

Glass



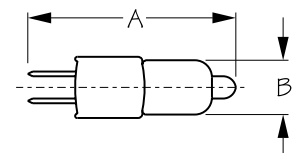
Bulk	Display	A	B	Amps	Volts	Watts	Style	Candle Power	Wt.(lb.)	Std. Pack
441816	441816-1	1-3/4"	2"	0.83	12.8	10	MR-16	500	.06	10 ea

MR-16 Halogen Bulbs with Reflectors and bi-pin base. 10W. 500 candlepower. 12.8VDC.



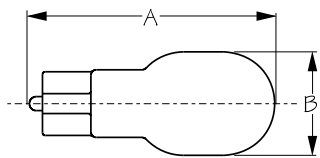
HALOGEN LIGHT BULB

Glass



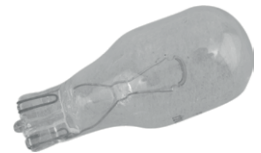
Bulk	Display	A	B	Amps	Volts	Watts	Candle Power	Wt.(lb.)	Std. Pack
441890	441890-1	1-1/4"	5/16"	1.66	12.8	10	350	.01 / .02	10 ea / 10 pr
441891	441891-1	1-1/4"	5/16"	1.66	12.8	20	700	.01 / .02	10 ea / 10 pr

JC type, bi-pin, G4 style Halogen Light Bulb. 10W or 20W. 350 or 700 candlepower. 12.8VDC.



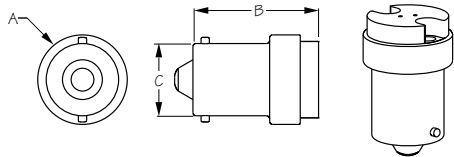
WEDGE BASE LIGHT BULB

Glass



Bulk	Display	A	B	Amps	Volts	Watts	Base/Color	Candle Power	Wt.(lb.)	Std. Pack
441906	441906-1	1-3/8"	9/16"	0.69	12.8	9.0	906/White	6	.01 / .02	10 ea / 10 pr

Similar to a bi-pin connector, a Wedge Base Light Bulb uses two wires that extend into the bulb and are bent up on the sides of the base where they make contact with the socket. Compression force holds the bulb in the socket to prevent loosening from vibration. Ideal for inside or under cabinets and shelves. 12.8VDC.



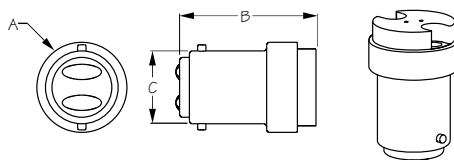
SINGLE CONTACT BAYONET BASE G4 ADAPTER

Nickel Plated Brass



Bulk	Display	A	B	C	Base Type	Wt.(lb.)	Std. Pack
n/a	442041-1	3/4"	1-1/16"	9/16"	BA15S	.01	5 ea

Adapts any G4 bi-pin style halogen bulb to a BA15S Single Contact Bayonet Base for use in standard marine light sockets. Constructed of nickel plated brass.



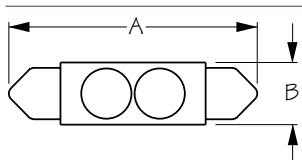
DOUBLE CONTACT BAYONET BASE G4 ADAPTER

Nickel Plated Brass



Bulk	Display	A	B	C	Base Type	Wt.(lb.)	Std. Pack
n/a	442042-1	3/4"	1-1/16"	9/16"	BA15D	.01	5 ea

Adapts any G4 bi-pin style halogen bulb to a BA15D Double Contact Bayonet Base for use in standard marine light sockets. Constructed of nickel plated brass.



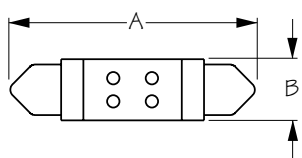
LED FESTOON

Nickel Plated Brass



Bulk	Display	A	B	Amps	Volts	Watts	Light Color	LEDs	Wt.(lb.)	Std. Pack
442131	442131-1	1-1/4"	3/8"	40 mA	12.8	0.5	White	1	.01	5 ea
442142	442142-1	1-5/8"	3/8"	70 mA	12.8	0.8	White	2	.01	5 ea

LED Festoons are recommended for indoor use only. Constructed of nickel plated brass.



LED FESTOON

Nickel Plated Brass

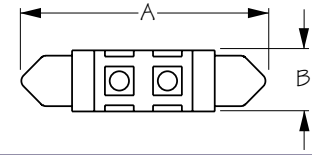


Bulk	Display	A	B	Amps	Volts	Watts	Light Color	LEDs	Wt.(lb.)	Std. Pack
442232	442232-1	1-1/4"	3/8"	20 mA	12.8	0.24	White	4	.01	10 ea
442236	442236-1	1-1/2"	3/8"	20 mA	12.8	0.24	White	4	.01	10 ea
442237	442237-1	1-1/2"	3/8"	20 mA	12.8	0.24	White	6	.01	10 ea
442244	442244-1	1-3/4"	3/8"	30 mA	12.8	0.40	White	6	.01	10 ea
442245	442245-1	1-3/4"	3/8"	30 mA	12.8	0.40	White	8	.01	10 ea



ALL AROUND LED FESTOON

Nickel Plated Brass



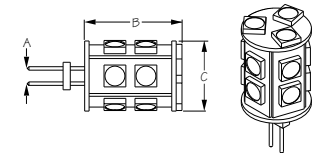
Bulk	Display	A	B	Amps	Volts	Watts	Light Color	LEDs	Wt.(lb.)	Std. Pack
442431	442431-1	1-1/4"	3/8"	30 mA	12.8	0.4	White	4	.01	5 ea
442436	442436-1	1-1/2"	3/8"	55 mA	12.8	0.6	White	8	.01	5 ea
442439	442439-1	1-9/16"	3/8"	60 mA	12.8	0.7	White	8	.01	5 ea
442444	442444-1	1-3/4"	3/8"	80 mA	12.8	1	White	12	.01	5 ea

All Around LED Festoon is for interior installations only. Constructed of nickel plated brass.



WARM WHITE LED G4 BASE BULB

Nickel Plated Brass/Plastic



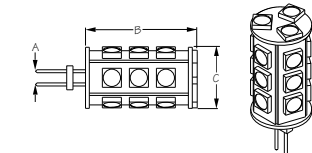
Bulk	Display	A	B	C	Lumens	Watts/Volts	Light Color	LEDs	Wt.(lb.)	Std. Pack
n/a	442642-1	4 MM	1"	5/8"	225	2/12	Warm White	13	.01	5 ea

These Warm White LED G4 Base Bulbs feature a bi-pin base with 13 high quality LEDs that produce 225 lumens. The equivalent of a 15W halogen bulb with an energy efficient 2W power consumption. These bulbs boast 360° omnidirectional light distribution and 50,000 service life hours. Constructed of nickel plated brass and plastic. For use with 12VDC systems only.



WARM WHITE LED G4 BASE BULB

Nickel Plated Brass/Plastic



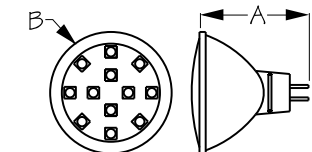
Bulk	Display	A	B	C	Lumens	Watts/Volts	Light Color	LEDs	Wt.(lb.)	Std. Pack
n/a	442643-1	4 MM	1-3/16"	5/8"	290	3/12	Warm White	18	.01	5 ea

These Warm White LED G4 Base Bulbs feature a bi-pin base with 18 high quality LEDs that produce 290 lumens. The equivalent of a 20W halogen bulb with an energy efficient 3W power consumption. These bulbs boast 360° omnidirectional light distribution and 50,000 service life hours. Constructed of nickel plated brass and plastic. For use with 12VDC systems only.



DAYLIGHT MR-16 LED BULB WITH REFLECTOR

Glass



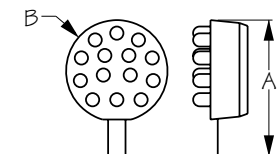
Bulk	Display	A	B	Amps	Volts	Watts	Light Color	LEDs	Wt.(lb.)	Std. Pack
442816	442816-1	1-15/16"	1-15/16"	70 mA	12/24	2.4	White	12	.07	10 ea

Daylight MR-16 LED Bulb with Reflector features 12 LEDs with a low amp draw (70 mA) and domed lens. 6000K. 12 or 24VDC.



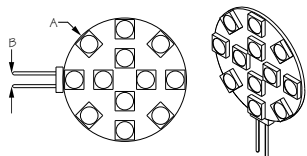
LED G4 BULB

Plastic



Bulk	Display	A	B	Amps	Volts	Watts	Light Color	LEDs	Wt.(lb.)	Std. Pack
442944	442944-1	1-1/4"	7/8"	60 mA	12.8	0.7	White	14	.01	5 ea

These LED G4 Bulbs feature 14 LEDs with a low amp draw (60 mA) that produce 60 lumens. A direct drop-in replacement for halogen bulbs with a 2-pin GU4 base. These LEDs offer direct 120° illumination with no wasted light. Energy efficient 0.7 watt power consumption. 12VDC. For interior installations only.



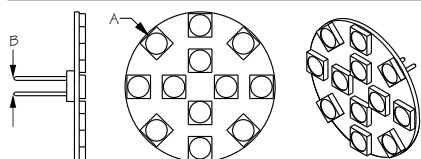
WARM WHITE LED HORIZONTAL G4 BASE BULB

Nickel Plated Brass/Plastic




Bulk	Display	A	B	Base	Lumens	Watts/Volts	Light Color	LEDs	Wt.(lb.)	Std. Pack
n/a	442942-1	1-1/4"	4 MM	G4	200	2.4/12	Warm White	12	.01	5 ea

These Warm White LED Horizontal G4 Base Bulbs feature 12 high quality LEDs that produce 200 lumens. Bi-pin base is mounted on the side of the disc for easy plug and play installation. These LEDs offer direct 120° illumination with no wasted light. The equivalent of a 20W halogen bulb with an energy efficient 2.4W power consumption. Rated for 50,000 service life hours. Constructed of nickel plated brass and plastic. For use with 12VDC systems only.



WARM WHITE LED VERTICAL G4 BASE BULB

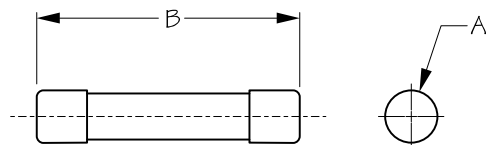
Nickel Plated Brass/Plastic



Bulk	Display	A	B	Base	Lumens	Watts/Volts	Light Color	LEDs	Wt.(lb.)	Std. Pack
n/a	442947-1	1-1/4"	4 MM	G4	200	2.4/12	Warm White	12	.01	5 ea



These Warm White LED Vertical G4 Base Bulbs feature 12 high quality LEDs that produce 200 lumens. Bi-pin base is mounted on the back of the disc for easy plug and play installation. These LEDs offer direct 120° illumination with no wasted light. The equivalent of a 20W halogen bulb with an energy efficient 2.4W power consumption. Rated for 50,000 service life hours. Constructed of nickel plated brass and plastic. For use with 12VDC systems only.



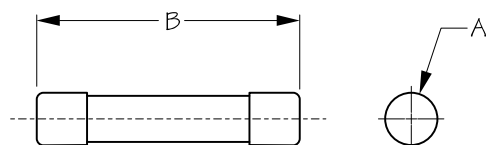
AGC GLASS TUBE FUSE

Nickel Plated Brass/Glass



Bulk	Display	Type	Amps	A	B	Fuses Per Set	Wt.(lb.)	Std. Pack
n/a	444101-1	AGC	1	1/4"	1-1/4"	5	.01	10 sets
n/a	444102-1	AGC	2	1/4"	1-1/4"	5	.01	10 sets
n/a	444103-1	AGC	3	1/4"	1-1/4"	5	.01	10 sets
n/a	444104-1	AGC	4	1/4"	1-1/4"	5	.01	10 sets
n/a	444105-1	AGC	5	1/4"	1-1/4"	5	.01	10 sets
n/a	444157-1	AGC	7.5	1/4"	1-1/4"	5	.01	10 sets
n/a	444110-1	AGC	10	1/4"	1-1/4"	5	.01	10 sets
n/a	444115-1	AGC	15	1/4"	1-1/4"	5	.01	10 sets
n/a	444120-1	AGC	20	1/4"	1-1/4"	5	.01	10 sets
n/a	444125-1	AGC	25	1/4"	1-1/4"	5	.01	10 sets
n/a	444130-1	AGC	30	1/4"	1-1/4"	5	.01	10 sets
n/a	444135-1	AGC	35	1/4"	1-1/4"	5	.01	10 sets
n/a	444050-1	AGC	50	1/4"	1-1/4"	5	.01	10 sets

AGC Glass Tube Fuses are sacrificial devices used to provide over-current protection of an electrical circuit. Designed to burn out when the power load exceeds the safe limit, interrupting the current thereby breaking the circuit and protecting the device. Constructed of glass with nickel plated brass contacts.



AGC STYLE MIXED FUSE KIT

Nickel Plated Brass/Glass



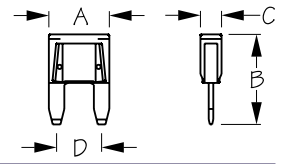
Bulk	Display	A	B	Wt.(lb.)	Std. Pack
n/a	444190-1	1/4"	1-1/4"	.25	10 sets

AGC Style Mixed Fuse Kit includes five each of 3A, 5A, 7.5A, 10A, 15A, and 20A fuses. Constructed of glass with nickel plated brass contacts.



ATM MINI STYLE FUSE

Tin Plated Zinc Alloy/Injection Molded Nylon



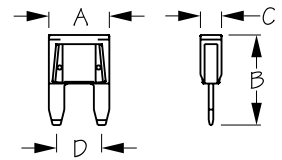
Bulk	Display	Type	Amps	A	B	C	D	Fuses Per Set	Wt.(lb.)	Std. Pack
n/a	445002-1	ATM	2	7/16"	5/8"	3/16"	5/16"	5	.01	10 Sets
n/a	445003-1	ATM	3	7/16"	5/8"	3/16"	5/16"	5	.01	10 Sets
n/a	445004-1	ATM	4	7/16"	5/8"	3/16"	5/16"	5	.01	10 Sets
n/a	445005-1	ATM	5	7/16"	5/8"	3/16"	5/16"	5	.01	10 Sets
n/a	445007-1	ATM	7.5	7/16"	5/8"	3/16"	5/16"	5	.01	10 Sets
n/a	445010-1	ATM	10	7/16"	5/8"	3/16"	5/16"	5	.01	10 Sets
n/a	445015-1	ATM	15	7/16"	5/8"	3/16"	5/16"	5	.01	10 Sets
n/a	445020-1	ATM	20	7/16"	5/8"	3/16"	5/16"	5	.01	10 Sets
n/a	445025-1	ATM	25	7/16"	5/8"	3/16"	5/16"	5	.01	10 Sets
n/a	445030-1	ATM	30	7/16"	5/8"	3/16"	5/16"	5	.01	10 Sets

ATM Mini Style Fuses are fast acting fuses to provide better protection for electronic devices. For use with Sea-Dog® ATM Mini Style Fuse Holders (445097 and 445098). Constructed of injection molded nylon with tin plated connector blades for superior conductivity and improved corrosion resistance.



ATM MINI BLADE STYLE MIXED FUSE KIT

Tin Plated Zinc Alloy/Injection Molded Nylon

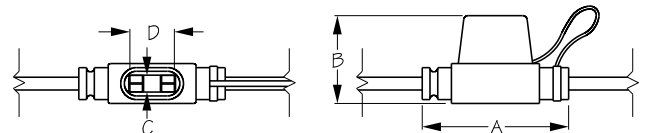


Bulk	Display	Type	A	B	C	D	Wt.(lb.)	Std. Pack
n/a	445090-1	ATM	7/16"	5/8"	3/16"	5/16"	.25	10 sets

ATM Mini Blade Style Mixed Fuse Kit includes five each of 3A, 5A, 7.5A, 10A, 15A, and 20A fuses. Constructed of injection molded nylon with tin plated connector blades for superior conductivity and improved corrosion resistance.

ATM MINI STYLE INLINE FUSE HOLDER

Injection Molded PVC

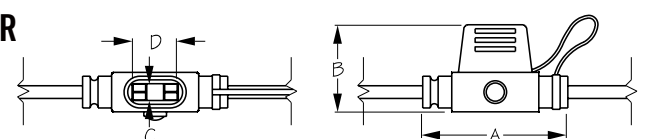


Bulk	Display	A	B	C	D	Max. Amps	Wire/Length	Wt.(lb.)	Std. Pack
n/a	445098-1	1-9/16"	15/16"	3/16"	1/2"	30	14 ga/12"	.03	5 ea

ATM Mini Style Inline Fuse Holder is designed to accept ATM mini automotive-style spade terminal fuses. For use with Sea-Dog® ATM Mini Style Fuses (445002-445030, sold separately). Maximum: 30A. 14 gauge 12" AWG wire lead. Constructed of Injection molded PVC. IP67 waterproof rating.

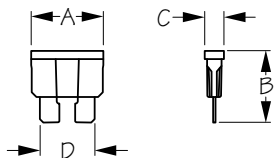
ATM MINI STYLE INLINE LED FUSE HOLDER

Injection Molded PVC



Bulk	Display	A	B	C	D	Max. Amps	Wire/Length	Wt.(lb.)	Std. Pack
n/a	445097-1	1-9/16"	15/16"	3/16"	1/2"	30	14 ga/12"	.04	5 ea

ATM Mini Style Inline LED Fuse Holder features an LED indicator which lights up when the fuse is blown. Designed to accept ATM mini automotive-style spade terminal fuses. For use with Sea-Dog® ATM Mini Style Fuses (445002-445030, sold separately). Maximum: 30A. 14 gauge 12" AWG wire lead. Constructed of Injection molded PVC. IP67 waterproof rating.



ATO STYLE FUSE

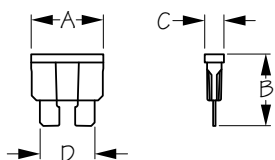
Tin Plated Zinc Alloy/Injection Molded Nylon



Bulk	Display	Type	Amps	A	B	C	D	Fuses Per Set	Wt.(lb.)	Std. Pack
n/a	445101-1	ATO	1	3/4"	3/4"	3/16"	9/16"	5	.01	5 sets
n/a	445101-2	ATO	1	3/4"	3/4"	3/16"	9/16"	20	.20	1 set
n/a	445102-1	ATO	2	3/4"	3/4"	3/16"	9/16"	5	.01	5 sets
n/a	445102-2	ATO	2	3/4"	3/4"	3/16"	9/16"	20	.20	1 set
n/a	445103-1	ATO	3	3/4"	3/4"	3/16"	9/16"	5	.01	5 sets
n/a	445103-2	ATO	3	3/4"	3/4"	3/16"	9/16"	20	.20	1 set
n/a	445104-1	ATO	4	3/4"	3/4"	3/16"	9/16"	5	.01	5 sets
n/a	445104-2	ATO	4	3/4"	3/4"	3/16"	9/16"	20	.20	1 set
n/a	445105-1	ATO	5	3/4"	3/4"	3/16"	9/16"	5	.01	5 sets
n/a	445105-2	ATO	5	3/4"	3/4"	3/16"	9/16"	20	.20	1 set
n/a	445107-1	ATO	7.5	3/4"	3/4"	3/16"	9/16"	5	.01	5 sets
n/a	445107-2	ATO	7.5	3/4"	3/4"	3/16"	9/16"	20	.20	1 set
n/a	445110-1	ATO	10	3/4"	3/4"	3/16"	9/16"	5	.01	5 sets
n/a	445110-2	ATO	10	3/4"	3/4"	3/16"	9/16"	20	.20	1 set
n/a	445115-1	ATO	15	3/4"	3/4"	3/16"	9/16"	5	.01	5 sets
n/a	445115-2	ATO	15	3/4"	3/4"	3/16"	9/16"	20	.20	1 set
n/a	445120-1	ATO	20	3/4"	3/4"	3/16"	9/16"	5	.01	5 sets
n/a	445120-2	ATO	20	3/4"	3/4"	3/16"	9/16"	20	.20	1 set
n/a	445125-1	ATO	25	3/4"	3/4"	3/16"	9/16"	5	.01	5 sets
n/a	445125-2	ATO	25	3/4"	3/4"	3/16"	9/16"	20	.20	1 set
n/a	445130-1	ATO	30	3/4"	3/4"	3/16"	9/16"	5	.01	5 sets
n/a	445130-2	ATO	30	3/4"	3/4"	3/16"	9/16"	20	.20	1 set
n/a	445140-1	ATO	40	3/4"	3/4"	3/16"	9/16"	5	.01	5 sets
n/a	445140-2	ATO	40	3/4"	3/4"	3/16"	9/16"	20	.20	1 set

ATO Style Fuses are fast acting ATO (open) fuses to provide better protection for electronic devices. Constructed of injection molded nylon with tin plated connector blades for superior conductivity and improved corrosion resistance.

- -1's contain 5 fuses per set
- -2's contain 20 fuses per set



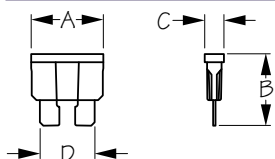
ATC STYLE MIXED FUSE KITS

Tin Plated Zinc Alloy/Injection Molded Nylon



Bulk	Display	Kit Quantity	A	B	C	D	Wt.(lb.)	Std. Pack
n/a	445156-1	30 Piece	3/4"	3/4"	3/16"	9/16"	.62	10 ea
n/a	445157-1	80 Piece	3/4"	3/4"	3/16"	9/16"	.92	5 ea

ATC Style Mixed Fuse Kits contain fast acting ATC (closed) fuses to provide better protection for electronic devices. 30 piece includes five 3A, five 5A, five 10A, five 15A, five 20A, and five 30A. The 80 piece includes fifteen 3A, fifteen 5A, fifteen 10A, fifteen 15A, ten 20A, and ten 30A. Constructed of injection molded nylon with tin plated connector blades for superior conductivity and improved corrosion resistance.



ATO STYLE MIXED FUSE KIT

Tin Plated Zinc Alloy/Injection Molded Nylon

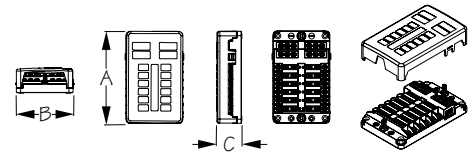


Bulk	Display	Type	A	B	C	D	Wt.(lb.)	Std. Pack
n/a	445190-1	ATO	3/4"	3/4"	3/16"	9/16"	.25	10 sets

ATO Style Mixed Fuse Kit includes five each of 3A, 5A, 7.5A, 10A, 15A, and 20A fuses. Constructed of injection molded nylon with tin plated connector blades for superior conductivity and improved corrosion resistance.

LED INDICATOR FUSE BLOCK

Nickel Plated Copper/Stainless Steel/Injection Molded ABS

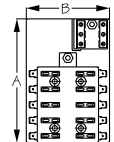



Bulk	Display	Terminals	A	B	C	Fastener	Wt.(lb.)	Std. Pack
445185	445185-1	6	3-7/16"	3-3/8"	1-7/16"	#8 FH	.33	4 ea
445188	445188-1	12	5-1/2"	3-3/8"	1-7/16"	#8 FH	.53	4 ea

These LED Indicator Fuse Blocks are used to provide over-current protection to help protect wiring in electrical circuits. Features a LED indicator which lights up when the fuse is blown. For use with Sea-Dog® ATO/ATC (445101-445130, 445190, 445156, and 445157; sold separately) and ATM Mini Style Fuses (445002-445030, 445090; sold separately). Main line terminal rating is 100A 32VDC max, with M5 metric threaded studs. Single line terminal rating is 30A 32VDC max, with M4 metric threaded studs. Includes semi-transparent cover and 71 labels. Constructed of injection molded ABS with nickle plated copper terminals and stainless steel screws. Installs with four #8 FH fasteners (not included).

ATO/ATC STYLE FUSE BLOCK W/ GROUND BLOCK

Tin Plated Copper/Injection Molded ABS

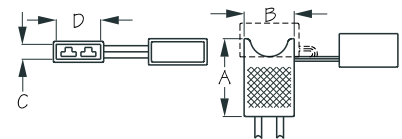


Bulk	Display	Terminals	A	B	Fastener	Wt.(lb.)	Std. Pack
445191	445191-1	6	3-3/8"	3-3/4"	#10 RH	.20	5 ea
445193	445193-1	10	3-3/8"	5-1/16"	#10 RH	.40	5 ea

ATO/ATC Style Fuse Block with Ground Block is used to provide over-current protection to help protect wiring in electrical circuits. For use with Sea-Dog® ATO or ATC Style Fuses (445101-445130, 445190, 445156, and 445157; sold separately). Maximum: 30A per circuit @ 12VDC. Constructed of injection molded ABS with tin plated copper contact and ground tabs. Installs with four #10 RH fasteners (not included).

INLINE ATO/ATC STYLE FUSE HOLDER

Injection Molded PVC

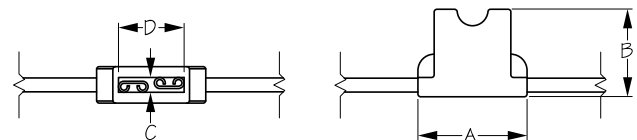


Bulk	Display	A	B	C	D	Max. Amps	Wire/Length	Wt.(lb.)	Std. Pack
420509	420509-1	1-3/16"	1"	3/16"	3/4"	20	14 ga/3-1/2" Side	.02	10 ea

The Inline ATO/ATC Style Fuse Holder is designed to accept ATO/ATC automotive-style spade terminal fuses. For use with Sea-Dog® ATO or ATC Style Fuses (445101-445120, 445190, 445156, and 445157; sold separately). Maximum 20A. 14 gauge 3-1/2" AWG wire lead. Constructed of injection molded PVC.

INLINE FUSE HOLDER - ATO/ATC

Injection Molded Fiberglass Reinforced Nylon

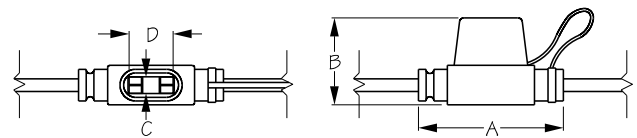


Bulk	Display	A	B	C	D	Max. Amps	Wire/Length	Wt.(lb.)	Std. Pack
445199	445199-1	1-1/4"	1"	3/16"	3/4"	30 A	14 ga/4" Side	.04	10 ea

ATO/ATC Inline Fuse Holder is designed to accept ATO/ATC automotive-style spade terminal fuses. For use with Sea-Dog® ATO or ATC Style Fuses (445101-445130, 445190, 445156, and 445157; sold separately). Maximum: 30A. 14 gauge 4" AWG wire lead. Constructed of injection molded, fiberglass reinforced nylon.

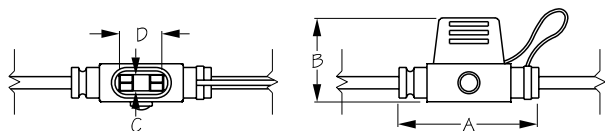
ATO/ATC STYLE INLINE FUSE HOLDER

Injection Molded PVC



Bulk	Display	A	B	C	D	Max. Amps	Wire/Length	Wt.(lb.)	Std. Pack
n/a	445198-1	1-1/4"	1"	3/16"	3/4"	30	14 ga/12"	.05	5 ea

ATO/ATC Style Inline Fuse Holder is designed to accept ATO/ATC automotive-style spade terminal fuses. For use with Sea-Dog® ATO or ATC Style Fuses (445101-445130, 445190, 445156, and 445157; sold separately). 14 gauge 12" AWG wire lead. Maximum: 30A. IP67 waterproof rating.



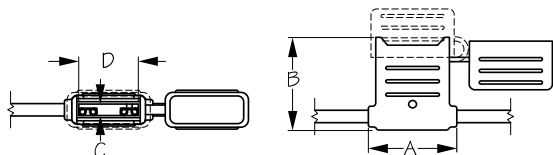
ATO/ATC STYLE INLINE LED FUSE HOLDER

Injection Molded PVC



Bulk	Display	A	B	C	D	Max. Amps	Wire/Length	Wt.(lb.)	Std. Pack
n/a	445197-1	1-1/4"	1"	3/16"	3/4"	30	14 ga/12"	.05	5 ea

ATO/ATC Style Inline LED Fuse Holder features an LED indicator which lights up when the fuse is blown. Designed to accept ATO/ATC automotive-style spade terminal fuses. For use with Sea-Dog® ATO or ATC Style Fuses (445101-445130, 445190, 445156, and 445157; sold separately). 14 gauge 12" AWG wire lead. Maximum: 30A. IP67 waterproof rating.



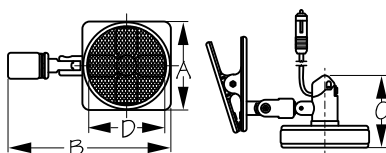
INLINE FUSE HOLDER - MAXI

Injection Molded PVC



Bulk	Display	A	B	C	D	Max. Amps	Wire/Length	Wt.(lb.)	Std. Pack
445299	445299-1	1-7/8"	1-15/16"	1/4"	1-1/4"	60	8 ga/5" Side	.16	5 ea

Maxi Inline Fuse Holder is designed to accept Maxi style fuses (not included). Constructed of injection molded PVC. Maximum: 60A.



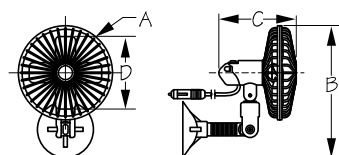
CLAMP-ON MOUNT FAN

ABS Housing



Bulk	Display	A	B	C	D	Amps	Volts	Watts	Wt.(lb.)	Std. Pack
n/a	450110-1	5-5/16"	10"	4-1/4"	4-5/8"	0.28/0.38	12	3.4/4.5	.81	1 ea

The Clamp-On Mount Fan can be mounted almost anywhere. 6' cord plugs into a 12VDC power socket. Features an integral high/low speed switch. Constructed of impact resistant ABS plastic. Amps: high 0.38A, low 0.28A. Watts: high 4.5W, low 3.4W.



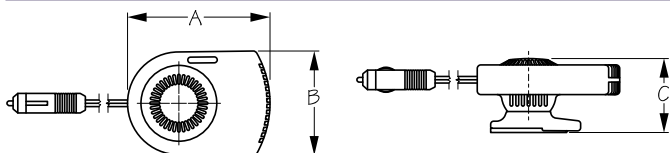
SUCTION CUP MOUNT FAN

ABS Housing



Bulk	Display	A	B	C	D	Amps	Volts	Watts	Wt.(lb.)	Std. Pack
n/a	450120-1	5-7/8"	8-1/4"	4-3/4"	4-1/2"	0.28/0.38	12	3.4/4.5	.56	1 ea

The Suction Cup Mount Fan can be mounted almost anywhere. 6' cord plugs into a 12VDC power socket. Features an integral high/low speed switch. Constructed of impact resistant ABS plastic. Amps: high 0.38A, low 0.28A. Watts: high 4.5W, low 3.4W.



CERAMIC HEATER

ABS Housing



Bulk	Display	A	B	C	Amps	Volts	Watts	BTU	Wt.(lb.)	Std. Pack
n/a	450150-1	5-15/16"	4-5/16"	3-1/16"	12.5	12	150	550	.94	1 ea

Ceramic Heater works great for keeping small windows clear of condensation. Not intended for cabin heating in large areas. 5-1/2' cord plugs into a 12VDC power socket. Base pivots and rotates and can be attached with Velcro strip (included).

DUAL USB POWER OUTLETS



Dual USB Power Outlet w/ Hidden Voltmeter



Dual USB with Voltmeter Rocker Style



Double USB & Power Socket w/ Breaker Switch



Double USB Power Plug w/ Volt Meter




Dual USB Power Outlet



Dual USB Power Outlet Rocker Style

**2.4A OUTPUT PER OUTLET
4.8A TOTAL**

TAKE CHARGE 



SEA-DOG.COM

SEA DOG LINE
QUALITY MARINE GEAR

MAKES BOATING EASIER



Universal Blade Style Fuse Blocks

- Red LED lights indicate when fuse is blown or missing



Motion Sensor Switch

- 15' range, 120° angle
- Activation time can be set at 10, 20, 50, or 70 seconds



LED On/Off Switch

- Push button
- LED ring lights up blue when ON

LED Continuous Dimmer Switch

- LED ring changes color as the light intensity is adjusted



10

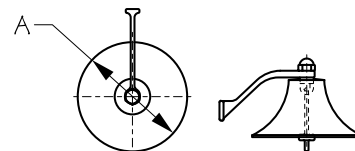
- Bells
- Paddles
- Boat Hooks & Accessories
- Pumps
- Faucets
- Drain Tubes
- Strainers
- Thru Hulls
- Motor Accessories
- Drink Holders
- Oarlocks
- Shock Cords
- Tie Downs
- Winch Accessories

Miscellaneous



BELL

Cast Polished Brass



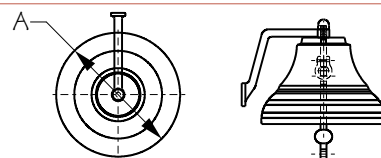
Bulk	Display	Finish	A	Fastener	Wt.(lb.)	Std. Pack
455000	n/a	Brass	6"	#6 FH	1.32	1 ea
n/a	455000-3	Brass	6"	#6 FH	1.32	1 ea
455001	n/a	Chrome	6"	#6 FH	1.28	1 ea
n/a	455001-3	Chrome	6"	#6 FH	1.28	1 ea
455720	n/a	Brass	8"	#6 FH	2.63	1 ea
n/a	455720-3	Brass	8"	#6 FH	2.63	1 ea
455721	n/a	Chrome	8"	#6 FH	2.76	1 ea
n/a	455721-3	Chrome	8"	#6 FH	2.76	1 ea

These Bells feature traditional styling. 8" Bells meet Coast Guard, ABYC, and NMMA requirements (200 cm mouth opening and striker mass no less than 3% of mass of the bell) for use on vessels 12m (39.4') to 20m (65.6') in length. Includes hanger and wall mounted bracket for easy installation. Constructed of improved cast brass (not lower grade spun brass). Installs with two #6 FH fasteners (not included). Available in mirror polished brass or chrome plated finish.



HEAVY DUTY BRASS BELL

Cast Polished Brass



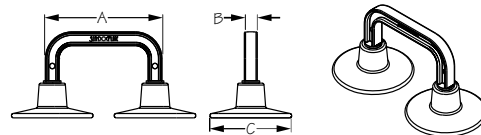
Bulk	Display	A	Fastener	Wt.(lb.)	Std. Pack
455880	n/a	8"	#8 FH	3.00	1 ea
n/a	455880-3	8"	#8 FH	3.00	1 ea

These Heavy Duty Brass Bells feature traditional styling. Bells meet Coast Guard, ABYC, and NMMA requirements (200 cm mouth opening and striker mass no less than 3% of mass of the bell) for use on vessels 12m (39.4') to 20m (65.6') in length. Constructed of improved cast brass (not lower grade spun brass). Installs with two #8 FH fasteners (not included). Includes hanger and wall mounted bracket for easy installation.



SUCTION CUP HANDLE

Injection Molded Nylon/Nitrile-Buna Rubber



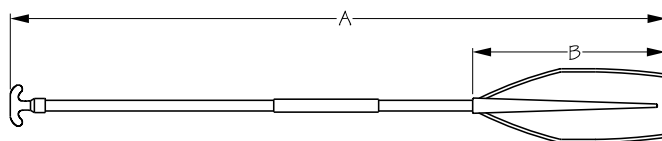
Bulk	Display	A	B	C	Wt.(lb.)	Std. Pack
n/a	490050-1	5-7/8"	5/8"	4"	.42	1 ea

Portable dual Suction Cup Handle installs instantly. Mounts in any direction on any non-porous surface. No holes, screws, or tools required. Easily mount and re-mount with no marks or damage to hull. Ideal for cleaning waterlines or boat bottoms while swimming or from a dinghy. Attach to your paddleboard or kayak for an extra handle during transport. For use above or below the waterline. Constructed of non-corrosive injection molded nylon and Nitrile-Buna rubber. Designed to assist grip, not to leverage full body weight.



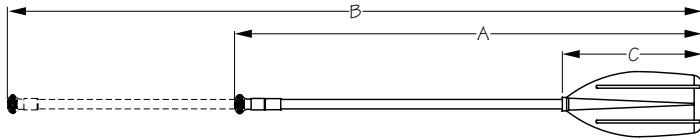
T-HANDLE PADDLE

Injection Molded Nylon/Aluminum



Bulk	Display	A	B	Wt.(lb.)	Std. Pack
n/a	490100-1	48"	18"	1.22	2 ea

This economically priced T-Handle Paddle is a fixed 48" length. Constructed of aluminum with an injection molded nylon blade.



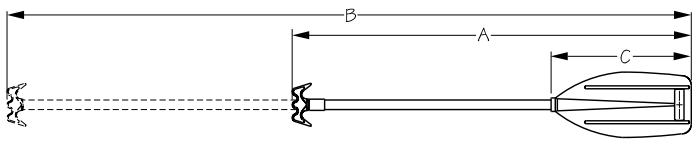
TELESCOPIC PADDLE

Injection Molded Nylon/Aluminum



Bulk	Display	A	B	C	Wt.(lb.)	Std. Pack
n/a	490200-1	30"	42"	14-3/4"	.89	2 ea
n/a	490250-1	39-1/2"	60"	14-3/4"	1.06	2 ea

This Telescopic Paddle features an adjustable length shaft for easy storage. The round handle allows length adjustment without blade to handle misalignment. Economically priced! Constructed of aluminum tubing with an injection molded nylon blade.



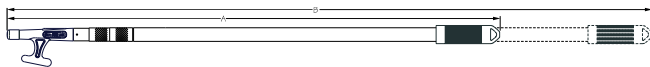
BOAT HOOK PADDLE

Injection Molded Nylon/Aluminum



Bulk	Display	A	B	C	Wt.(lb.)	Std. Pack
n/a	490300-1	44-1/2"	72"	14-3/4"	1.16	2 ea

This combination Boat Hook Paddle has a grab hole in paddle and a double hook handle. Telescopes to 6' for maximum reach or retracts to 44-1/2" for easy storage. Constructed of aluminum tubing with an injection molded nylon blade.



SEA-DOG® BOAT HOOK

Injection Molded Nylon/Aluminum



Bulk	Display	A	B	Style	Wt.(lb.)	Std. Pack
n/a	491012-1	48"	n/a	1 Piece	.50	10 ea
n/a	491013-1	72"	n/a	1 Piece	.70	10 ea
n/a	491021-1	24"	36"	2 Piece	.40	10 ea
n/a	491024-1	48"	96"	2 Piece	1.00	10 ea
n/a	491034-1	36"	96"	3 Piece	1.00	10 ea
n/a	491036-1	56"	144"	3 Piece	1.20	10 ea
n/a	491050-1	Cap Only			.01	1 ea
n/a	491051-1	Hook Only (Small) 1" O.D.			.04	1 ea
n/a	491052-1	Hook Only (Large) 1-1/8" O.D.			.06	1 ea

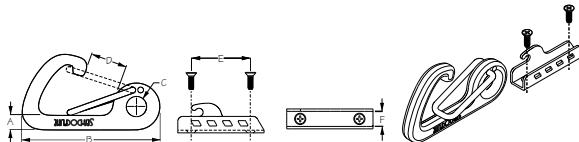
Sea-Dog® Boat Hooks features a threaded end attachment and comfort grip handle. Includes a four-point hook attachment coated in soft, over-molded rubber to protect your boat from scuffs and scratches. Its buoyant design keeps the boat hook afloat for more than 5 minutes. The bright orange rubber tip is highly visible and removes for accessory attachment. Fits all Sea-Dog® Boat Hook accessories, as well as any competitor's accessories featuring universal/Acme threads. Small Hook Replacement is used on 491021-1 – 491036-1. Large Hook Replacement is used on 491012-1 and 491013-1. Constructed of high quality, durable, marine grade aluminum tubing with injection molded nylon hook.





BOAT HOOK MOORING BUOY SNAP KIT

Investment Cast 316 Stainless/304 Stamped Stainless Steel



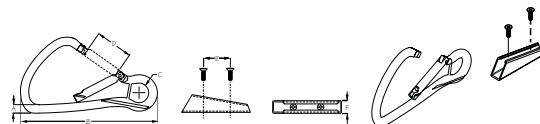
Bulk	Display	A	B	C	D	E	F	Fastener	Wt.(lb.)	Std. Pack	
n/a	491055-1	3/8"	4"	5/8"	7/8"	1-3/4"	7/16"	#8 FH	.42	5 ea	
n/a	491056-1	Boat Hook Keeper Plate Only							#8 FH	.06	5 ea

The Boat Hook Mooring Buoy Snap Kit is the convenient and easy solution for attaching a mooring line to a buoy or cleat. Using the included keeper plate, these channeled snaps fit onto the end of boat hooks or other poles, turning a challenging task into a quick and simple process. The kit includes the snap hook, keeper plate, and fasteners for attaching the keeper plate. Sea-Dog® Boat Hooks have pre-drilled mounting holes for easy installation. Truly an advantage on high bowed vessels by simply reaching out with the boat pole, hook the carabiner on the inside of the attachment point, then pull back on the boat pole. The carabiner snaps shut as it slides free of the pole, securely clipping to the mooring eye or cleat. Constructed of investment cast 316 stainless steel with stamped 304 stainless steel keeper plate.



LARGE BOAT HOOK MOORING BUOY SNAP KIT

Investment Cast 316 Stainless Steel/Stamped 304 Stainless Steel



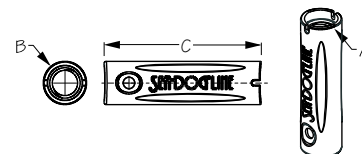
Bulk	Display	A	B	C	D	E	F	Fastener	Wt.(lb.)	Std. Pack
491058	491058-1	1/2"	8-1/8"	1-3/16"	2-1/2"	1-11/16"	3/4"	#8 FH	1.27	5 ea

The Large Boat Hook Mooring Buoy Snap Kit is the convenient and easy solution for attaching a mooring line to a buoy or cleat. Using the included keeper plate, these channeled snaps fit onto the end of boat hooks or other poles, turning a challenging task into a quick and simple process. The kit includes the snap hook, keeper plate, and fasteners for attaching the keeper plate. Sea-Dog® Boat Hooks have pre-drilled mounting holes for easy installation. Truly an advantage on high bowed vessels by simply reaching out with the boat pole, hook the carabiner on the inside of the attachment point, then pull back on the boat pole. The carabiner snaps shut as it slides free of the pole, securely clipping to the mooring eye or cleat. The large size works on cleats up to 24"! WLL - 2,185 lbs. Constructed of investment cast 316 stainless steel with stamped 304 stainless steel keeper plate.



BOAT HOOK LOCK BUTTON ACCESSORY ADAPTER

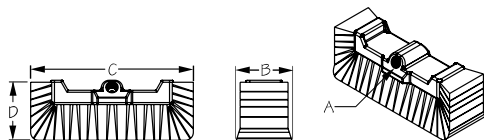
Fiberglass Filled Injection Molded Nylon



Bulk	Display	A	B	C	Wt.(lb.)	Std. Pack
n/a	491060-1	Universal/Acme Thread	1"	3-1/2"	.05	5 ea

Have an accessory that attaches with a locking button and a universal/Acme threaded boat hook? This Boat Hook Lock Button Accessory Adapter allows the Sea-Dog® Boat Hook to be used with Shurhold™ and other accessories which have a lock button attachment. Constructed of fiberglass filled injection molded nylon for strength and UV resistance. Boat hook not included.



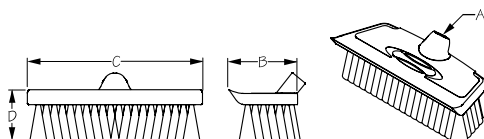


BOAT HOOK THREE SIDED BRISTLE BRUSH

Injection Molded Nylon

Bulk	Display	A	B	C	D	Bristle Type	Wt.(lb.)	Std. Pack
n/a	491070-1	Universal/Acme Thread	3-1/4"	10-1/2"	3-5/8"	Soft (Blue)	.68	1 ea
n/a	491080-1	Universal/Acme Thread	3-1/4"	10-1/2"	3-5/8"	Medium (Yellow)	.68	1 ea
n/a	491090-1	Universal/Acme Thread	3-1/4"	10-1/2"	3-5/8"	Stiff (White)	.68	1 ea

These Three Sided Bristle Brushes fit all Sea-Dog® Boat Hooks and universal/Acme threaded devices. Available in soft, medium, and stiff bristles. Soft bristles (blue) are scratch resistant for gelcoat, paint, and plastic windows. The medium bristles (yellow) are a good overall brush for textured and non-skid surfaces. Stiff bristles (white) are effective for jobs below the waterline, teak, and other tough cleaning jobs. Side bristles make it easy to clean in hard to reach places. 10-1/2" head is longer than industry standard, covering a larger cleaning area. Constructed of injection molded nylon.

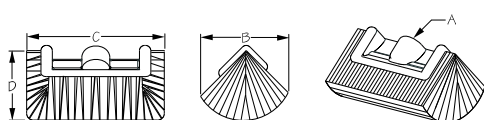


BOAT HOOK COMBINATION SOFT BRISTLE BRUSH & SQUEEGEE

Injection Molded Nylon/Rubber

Bulk	Display	A	B	C	D	Bristle Type	Wt.(lb.)	Std. Pack
n/a	491075-1	Universal/Acme Thread	3-1/4"	10-3/8"	2-3/4"	Soft (Blue)	.80	1 ea

The Combination Soft Bristle Brush & Squeegee fits all Sea-Dog® Boat Hooks and universal/Acme threaded devices. Soft bristles are scratch resistant for gelcoat, paint, and plastic windows. Constructed of injection molded nylon with a marine grade silicone rubber squeegee.

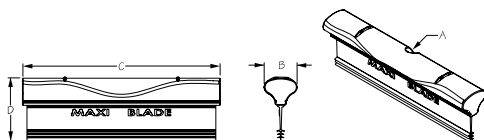


BOAT HOOK ANGLED THREE SIDED BRISTLE BRUSH

Injection Molded Nylon

Bulk	Display	A	B	C	D	Bristle Type	Wt.(lb.)	Std. Pack
n/a	491081-1	Universal/Acme Thread	6"	10-1/4"	4-3/4"	Medium (Yellow)	1.15	1 ea

The Angled Three Sided Bristle Brush fits all Sea-Dog® Boat Hooks and universal/Acme threaded devices. This angled, medium bristle brush is great for reaching areas below the waterline and overhead hard-to-reach spaces. Constructed of Injection molded nylon.

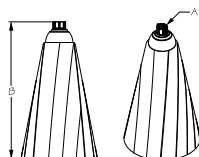


BOAT HOOK SILICONE SQUEEGEE

Injection Molded Nylon/Silicone

Bulk	Display	A	B	C	D	Wt.(lb.)	Std. Pack
n/a	491100-1	Universal/Acme Thread	2"	12-1/4"	4"	.52	1 ea

This Silicone Squeegee can be attached to any Sea-Dog® Boat Hook or universal/Acme threaded device. The wide (12") coverage area easily cleans any type of window or marine surface. Comfort grip allows for manual use in tight spaces. Constructed of injection molded nylon with a heavy duty silicone blade.



BOAT HOOK MICROFIBER MOP

Injection Molded Nylon/Micro Fiber

Bulk	Display	A	B	Wt.(lb.)	Std. Pack
n/a	491105-1	Universal/Acme Thread	15"	.36	1 ea

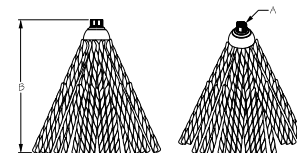
The soft straps of this Microfiber Mop provides a gentle and effective cleaning action. The fast-drying microfiber is highly absorbent and scratch resistant, preventing water spots. Fits all Sea-Dog® Boat Hooks and universal/Acme threaded devices.





BOAT HOOK YARN MOP

Injection Molded Nylon/Yarn



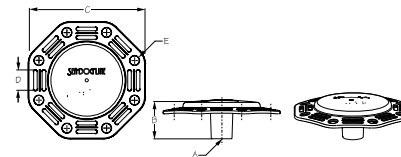
Bulk	Display	A	B	Wt.(lb.)	Std. Pack
n/a	491107-1	Universal/Acme Thread	15"	.46	1 ea

This Yarn Mop features cotton fiber strands, making this an effective cleaning accessory for use in areas that require more pressure. Fits all Sea-Dog® Boat Hooks or universal/Acme threaded devices.



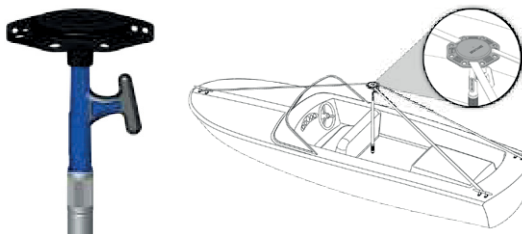
BOAT HOOK MOORING COVER SUPPORT CROWN

Injection Molded Nylon




Bulk	Display	A	B	C	D	E	Wt.(lb.)	Std. Pack	
n/a	491110-1	7/8" (Tapered)	2"	6-1/2"	1"	1/2"	.23	5 ea	
n/a	491115-1	Strap Kit Only (Contains 3, 15' Straps)						.14	5 sets

This Mooring Cover Support Crown fits the tip of all Sea-Dog® Boat Hooks or universal/Acme threaded devices. The crown supports a mooring cover or canvas top preventing water from pooling due to rain, sleet, or snow. The unique configuration has strap or line attachments designed to secure the support crown in the correct location. Combine any Sea-Dog® Boat Hook with the Mooring Cover Support Crown (491110-1) and Mooring Cover Support Crown Straps (491115-1) for the perfect solution to nature's pooling pressures. Constructed of UV resistant injection molded nylon.



BOAT HOOK MOORING COVER SUPPORT CROWN WEBBING STRAPS

Injection Molded Nylon



Bulk	Display	A	B	C	Wt.(lb.)	Std. Pack
n/a	491115-1	1"	15'	9-1/4"	.14	5 sets

These Mooring Cover Support Crown Webbing Straps are used for positioning the Mooring Cover Support Crown (491110-1) securely in place. Includes three 15' straps, with a securing loop on one end and an adjustable snap clip on the other. Designed to set once and then simply clip in and out later for ease of use. Constructed of UV resistant injection molded nylon.



SEA-DOG® BOAT POLE

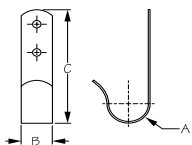
Injection Molded Nylon/Aluminum



Bulk	Display	A	B	Style	Wt.(lb.)	Std. Pack
n/a	491112-1	48"	n/a	1 piece	.40	10 ea
n/a	491134-1	36"	96"	3 piece	.90	10 ea

Sea-Dog® Boat Poles feature a threaded end attachment and comfort grip handle. Its buoyant design keeps the boat hook afloat for more than 5 minutes. The bright orange rubber tip is highly visible and removes for accessory attachment. Fits all Sea-Dog® Boat Hook accessories, as well as any competitor's accessories featuring universal/Acme threads. Constructed of high quality, durable, marine grade aluminum tubing with injection molded nylon tip.





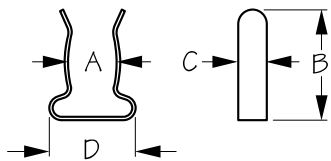
BOAT HOOK BRACKET

Stamped 304 Stainless Steel



Bulk	Display	A	B	C	Fastener	Wt.(lb.)	Std. Pack
491130	491130-1	1-1/4"	1"	4"	1/4" RH	.20	5 pr

Boat Hook Brackets fit boat hooks up to 1-1/4" in diameter. Constructed of corrosion resistant stamped 304 stainless steel. Installs with two 1/4" RH fasteners (not included).



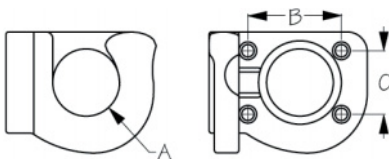
BOAT HOOK CLIP

Stamped 304 Stainless Steel



Bulk	Display	A	B	C	D	Fastener	Wt.(lb.)	Std. Pack
491135	491135-1	3/4" to 1"	1-11/16"	7/16"	1-3/8"	#8 RH	.03 / .06	10 ea / 10 pr
491136	491136-1	1" to 1-1/4"	2-3/8"	3/4"	1-13/16"	#8 RH	.06 / .12	10 ea / 10 pr

Boat Hook Clips fit boat hooks from 3/4" – 1-1/4" in diameter. Constructed of corrosion resistant stamped 304 stainless steel. Installs with two #8 RH fasteners (not included).



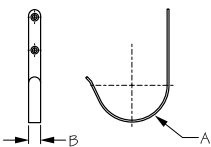
FOLDING POLE STORAGE BRACKET

Injection Molding Nylon/304 Stainless Steel



Bulk	Display	A	B	C	Fastener	Wt.(lb.)	Std. Pack
491140	491140-1	1-1/4"	1-3/4"	1-3/16"	#12 FH	.16 / .32	5 ea / 5 pr

These convenient Folding Pole Storage Brackets fold away when not in use. Accepts poles up to 1-1/4" in diameter. Constructed of corrosion resistant 304 stainless brackets with UV stabilized injection molded nylon hooks. Installs with four #12 FH fasteners (not included).



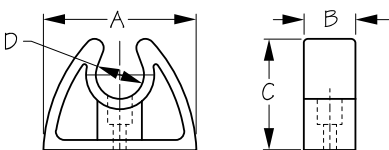
RING BUOY BRACKET

Stamped 304 Stainless Steel



Bulk	Display	A	B	Fastener	Wt.(lb.)	Std. Pack
491240	491240-1	4"	3/4"	1/4" FH	.26	1 ea / 10 ea

The Ring Buoy Bracket can accommodate ring buoys up to 4" in width. Constructed of corrosion resistant stamped 304 stainless steel for long life and durability. Installs with two 1/4" FH fasteners (not included).



POLE STORAGE CLIP

Kraton Rubber



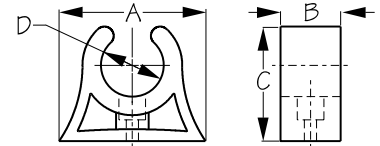
Bulk	Display	A	B	C	D (Pole Size)	Color	Wt.(lb.)	Std. Pack
491145	491145-1	2-1/4"	3/4"	1-5/8"	3/4"	Black	.02 / .04	10 ea / 10 pr
n/a	491145-5	Display POP-Pole Storage Clip (3/4")-30 pcs.					.85	1 ea

These Pole Storage Clips fit poles up to 3/4" in diameter. A great way to organize your gear; use them to secure everything from paddles to boat hooks, fishing poles, dip nets, whisker poles, tools, etc. Constructed of Kraton polymerized synthetic rubber for high strength, UV resistance, and heat stability.



POLE STORAGE CLIP

Santoprene Rubber



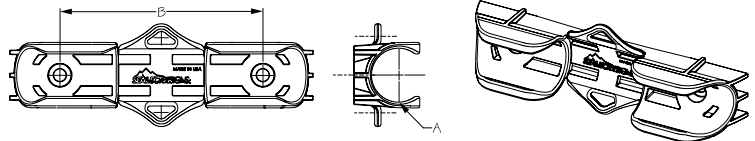
Bulk	Display	A	B	C	D (Pole Size)	Color	Wt.(lb.)	Std. Pack
491341	491341-1	1-1/4"	7/16"	15/16"	1/2"	Black	.01 / .02	10 ea / 10 pr
491343	491343-1	1-1/2"	7/16"	1-1/16"	5/8"	Black	.01 / .02	10 ea / 10 pr
491345	491345-1	1-3/4"	3/4"	1-1/4"	3/4"	Black	.02 / .04	10 ea / 10 pr
491349	491349-1	2-1/4"	3/4"	1-5/8"	1"	Black	.03 / .06	10 ea / 10 pr
491351	491351-1	2-15/16"	3/4"	2-1/8"	1-1/4"	Black	.08 / .16	10 ea / 10 pr
491353	491353-1	3-5/16"	3/4"	2-1/2"	1-1/2"	Black	.09 / .18	10 ea / 10 pr

These Pole Storage Clips fit poles from 1/2" – 1-1/2" in diameter. A great way to organize your gear; use them to secure everything from paddles to boat hooks, fishing poles, dip nets, whisker poles, tools, etc. Constructed of injection molded Santoprene rubber for long term durability and dimensional stability.



BOAT HOOK/PADDLE CLIP

Injection Molded Nylon



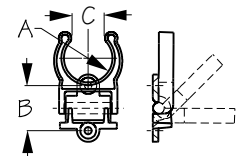
Bulk	Display	A	B	Fastener	Wt.(lb.)	Std. Pack
491361	491361-1	1-1/8"	4"	1/4" RH	.07	10 ea

This one-piece Boat Hook/Paddle Clip allows for the simple, one handed storage of your boat hook or paddle. Features leash attachment points for securing a paddle leash. Anti-snag ramps prevent line from getting stuck under the clip when not in use. Constructed of UV stabilized injection molded nylon.



FOLDING STORAGE CLIPS

Injection Molded Nylon



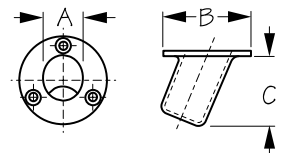
Bulk	Display	A	B	Fastener	Wt.(lb.)	Std. Pack
491545	491545-1	3/4"	1"	#8 FH	.02 / .04	10 ea / 10 pr
491549	491549-1	1"	1"	#8 FH	.02 / .04	10 ea / 10 pr
491550	491550-1	1-1/8"	1"	#8 FH	.03 / .06	10 ea / 10 pr
491551	491551-1	1-1/4"	1"	#8 FH	.03 / .06	10 ea / 10 pr
491553	491553-1	1-1/2"	1"	#8 FH	.04 / .08	10 ea / 10 pr
491555	491555-1	1-3/4"	1"	#8 FH	.04 / .08	10 ea / 10 pr
491557	491557-1	2"	1"	#8 FH	.04 / .08	10 ea / 10 pr
491599	n/a	Base Only		#8 FH	.02	10 ea

These convenient Folding Storage Clips fold away when not in use. Accepts poles from 3/4" up to 2" in diameter. Constructed of UV stabilized injection molded nylon. Installs with two #8 FH fasteners (not included).



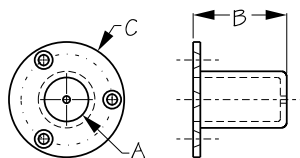
FLUSH MOUNT FLAGPOLE SOCKET

Investment Cast 316 Stainless Steel



Bulk	Display	A	B	C	Angle	Fastener	Wt.(lb.)	Std. Pack
491713	491713-1	1-1/4"	2-7/8"	2-1/2"	25°	#12 FH	.63	10 ea

The 25° Flush Mount Flagpole Socket accepts flagpoles up to 1-1/4" in diameter. Maximum speed 10 MPH. Constructed of corrosion resistant investment cast 316 stainless steel. Installs with three #12 FH fasteners (not included).



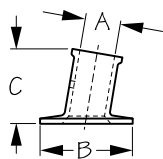
90° FLUSH MOUNT FLAGPOLE SOCKET

Investment Cast 316 Stainless Steel



Bulk	Display	A	B	C	Fastener	Wt.(lb.)	Std. Pack
491771	n/a	3/4"	1-5/8"	2"	#8 FH	.60	10 ea

The 90° Flush Mount Flagpole Socket accepts flagpoles up to 3/4" in diameter. Features a 1/8" drain hole. Maximum speed 10 MPH. Constructed of corrosion resistant investment cast 316 stainless steel. Installs with three #8 FH fasteners (not included).



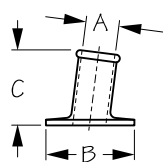
FLAGPOLE SOCKET

Investment Cast 316 Stainless Steel



Bulk	Display	A	B	C	Angle	Fastener	Wt.(lb.)	Std. Pack
491912	491912-1	1"	2-5/8"	2-1/8"	10°	#10 FH	.48	10 ea
491913	491913-1	1-1/4"	2-3/4"	2-5/16"	10°	#10 FH	.62	10 ea

The 10° Flagpole Socket accepts flagpoles either 1" or 1-1/4" in diameter. Set screw holds flagpole in place. Maximum speed 10 MPH. Constructed of corrosion resistant investment cast 316 stainless steel. Installs with three #10 FH fasteners (not included).



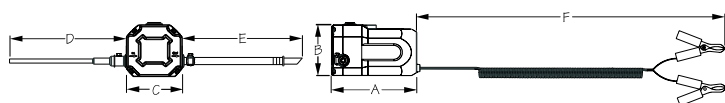
FLAGPOLE SOCKET

Sand Cast Brass Chrome Plated



Bulk	Display	A	B	C	Angle	Fastener	Wt.(lb.)	Std. Pack
492211	492211-1	3/4"	2"	1-3/4"	10°	#8 FH	.24	10 ea
492212	492212-1	1"	2-1/2"	2"	10°	#8 FH	.33	10 ea
492213	492213-1	1-1/4"	2-3/4"	2-1/8"	10°	#10 FH	.49	10 ea

The 10° Flagpole Socket accepts flagpoles either 3/4", 1", or 1-1/4" in diameter. Maximum speed 10 MPH. Constructed of chrome plated sand cast brass for durability and corrosion resistance. Installs with three FH fasteners (not included).



PREMIUM ELECTRIC OIL PUMP

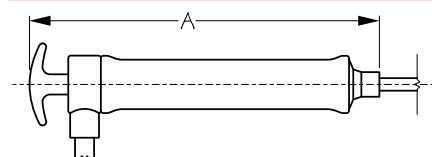


Bulk	Display	A	B	C	D	E	F	Inlet Tube Dia.	Wt.(lb.)	Std. Pack
n/a	501072-3	5-1/8"	3-1/8"	3-1/8"	48"	80"	70"	1/4"	1.88	1 ea



This portable, lightweight Premium Electric Oil Pump is easy to use and transport. The self-priming 12V pump attaches to battery terminals with alligator clips and drains oil through the dipstick tube on outboards and sterndrives. Convenient DIY operation saves money on expensive oil changes. Its compact size makes it is easy to store. Includes 48" inlet and 80" outlet hoses. 12VDC. 60W. Maximum run time: 30 minutes. NOT intended for commercial use. NOT suitable for pumping out transmission oil, water, or flammable liquids.

- Oil flow rate: 0.84 quarts/min @ 140°F (0.8 liters/min @ 60°C)
- Diesel flow rate: 1.9 quarts/min @ 75°F (1.8 liters/min @ 23°C)



MANUAL OIL CHANGE PUMP

Brass



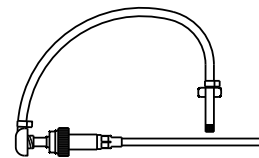
Bulk	Display	A	Inlet Tube	Outlet Tube	Wt.(lb.)	Std. Pack
502006	502006-1	8-7/8"	5/16" x 24-1/2"	1/2" x 10-3/4"	.45	1 ea

Convenient Manual Oil Change Pump drains oil through the dipstick on inboard and I/O engines. Includes 2 drain tubes.



LOWER UNIT STANDARD PUMP

Nylon/Aluminum



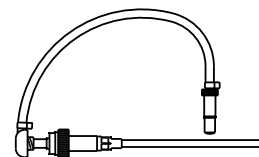
Bulk	Display	Description	Thread Pitch	Wt.(lb.)	Std. Pack
n/a	502150-1	Lower Unit Standard Pump	3/8"-16	.11	1 ea
n/a	502159-1	Yamaha Adapter	8mm-1.25	.01	1 ea

The Lower Unit Standard Pump fits quart oil bottles. Flexible hose gets into hard to reach locations. Threaded (3/8"-16) fitting fits Mercruiser, OMC, Evinrude, Johnson, Honda (70hp & up), Volvo, Force, Mercury (US origin models) and Gamefisher lower units. Includes Yamaha adapter (8mm-1.25) fitting for Mercury (Japanese origin models), Yamaha, Nissan, Tohatsu, Honda.



LOWER UNIT DELUXE PUMP

Nylon/Aluminum



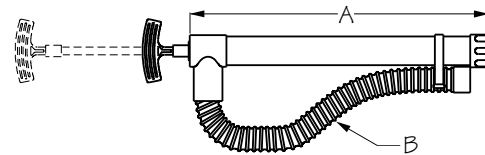
Bulk	Display	Description	Thread Pitch	Wt.(lb.)	Std. Pack
n/a	502155-1	Lower Unit Deluxe Pump	3/8"-16	.17	1 ea
n/a	502159-1	Yamaha Adapter 8mm-1.25		.01	1 ea

The Lower Unit Deluxe Pump fits quart oil bottles. Flexible hose gets into hard to reach locations. Metal threaded (3/8"-16) fitting fits Mercruiser, OMC, Evinrude, Johnson, Honda (70hp & up), Volvo, Force, Mercury (US origin models) and Gamefisher lower units. Includes Yamaha adapter (8mm-1.25) fitting for Mercury (Japanese origin models), Yamaha, Nissan, Tohatsu, Honda.



MANUAL BILGE PUMP

Injection Molded Nylon



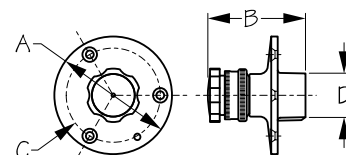
Bulk	Display	A	B	Strokes Per Gallon	GPM	Wt.(lb.)	Std. Pack
n/a	503124-1	18"	24"	10	6	1.43	1 ea
n/a	503236-1	24"	36"	6	10	1.89	1 ea
n/a	503372-1	36"	72"	4	13	3.08	1 ea

These Manual Bilge Pumps are designed for use in small boats without electrical power or for larger boats in emergencies where power is no longer available. Compact, lightweight, and easy to stow. Foot valve is removable for easy cleaning. Capacities from 6-13 GPM. Pumps feature removable hoses and storage clips. To prevent leaks, hose must be screwed in, NOT pushed in. Constructed of durable UV resistant injection molded nylon.



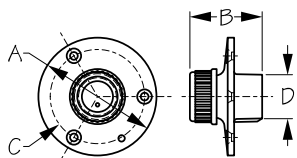
FRESH WATER INLET

Brass Chrome Plated



Bulk	Display	A	B	C	D	Fastener	Wt.(lb.)	Std. Pack
512110	512110-1	2-3/4"	2-3/8"	2-3/16"	1"	#8 FH	.40	10 ea
512119	512119-1	Replacement Cap					.02	10 ea

The Fresh Water Inlet is designed to provide a hookup to a pressurized water system while moored. Standard female swivel hose connector. Comes complete with a black plastic watertight plug for use when not connected to onshore water. Pipe size: 1/2" FIPT x 3/4" FGHT. Constructed of chrome plated brass.



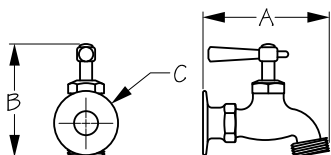
WASHDOWN WATER OUTLET

Brass Chrome Plated



Bulk	Display	A	B	C	D	Fastener	Wt.(lb.)	Std. Pack
512120	512120-1	2-3/4"	1-11/16"	2-3/16"	1"	#8 FH	.32	10 ea
512129	512129-1	Replacement Cap					.02	10 ea

The Washdown Water Outlet allows for a garden hose to be hooked up to the onboard water system. Standard male hose connector. Requires separate ball or gate valve to regulate water flow. Pipe size: 1/2" FIPT x 3/4" MGHT. Constructed of chrome plated brass.



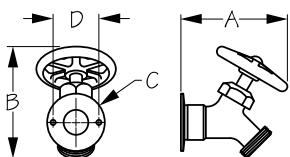
WASHDOWN FAUCET

Brass Chrome Plated/Zinc Chrome Plated Handle



Bulk	Display	A	B	C	Wt.(lb.)	Std. Pack
512210	512210-1	3-5/8"	3-7/16"	1-13/16"	.52	10 ea

The Washdown Faucet is ideal for exterior fresh water washdown applications. Allows control of water flow on exterior surface. Pipe size: 1/2" FIPT x 3/4" MGHT. Constructed of chrome plated brass.



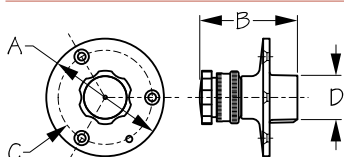
WASHDOWN FAUCET

Brass Chrome Plated



Bulk	Display	A	B	C	D	Fastener	Wt.(lb.)	Std. Pack
512220	512220-1	3-1/16"	3-5/16"	1-5/8"	1-5/16"	#4 FH	.55	10 ea

The Washdown Faucet is ideal for exterior fresh water washdown applications. Allows control of water flow on exterior surface. Pipe size: 1/2" FIPT x 3/4" MGHT. Constructed of chrome plated brass.



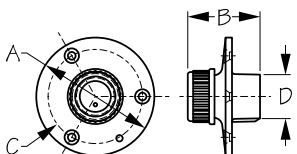
FRESH WATER INLET

Investment Cast 316 Stainless Steel



Bulk	Display	A	B	C	D	Fastener	Wt.(lb.)	Std. Pack
513110	513110-1	2-3/4"	2-3/8"	2-3/16"	1"	#8 FH	.43	5 ea
512119	512119-1	Replacement Cap					.02	10 ea

The Fresh Water Inlet is designed to provide a fresh water hookup to a pressurized water system while moored. Standard female swivel hose connector. Comes complete with a black plastic watertight plug for use when not connected to onshore water. Pipe size: 1/2" FIPT x 3/4" FGHT. Constructed of corrosion resistant investment cast 316 stainless steel.



WASHDOWN WATER OUTLET

Investment Cast 316 Stainless Steel



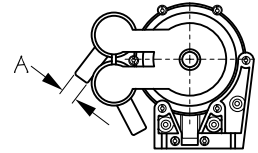
Bulk	Display	A	B	C	D	Fastener	Wt.(lb.)	Std. Pack
513120	513120-1	2-3/4"	1-11/16"	2-3/16"	1"	#8 FH	.32	5 ea
512129	512129-1	Replacement Cap					.02	10 ea

The Washdown Water Outlet allows for a garden hose to be hooked up to the onboard water system for use as a washdown system. Standard male hose connector. Requires separate ball or gate valve to regulate water flow. Pipe size: 1/2" FIPT x 3/4" MGHT. Constructed of corrosion resistant investment cast 316 stainless steel.



GALLEY PUMP

Injection Molded Delrin



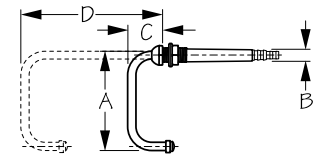
Bulk	Display	Output	A	Fastener	Wt.(lb.)	Std. Pack
n/a	517060-3	3 GPM	1/2" Hose	#8 RH	1.90	1 ea
n/a	517065-1	Pump Repair Kit			.10	5 ea

This foot pump delivers a hands-free solution. Ideal for use in tight galley spaces. Smooth self-priming operation it can be run dry without issues. Easy to install with multiple mounting options. 3 gallon per minute capacity. For use with fresh or salt water. Constructed of injection molded Delrin.



SWIVELING TELESCOPIC FAUCET

Aluminum/Plastic

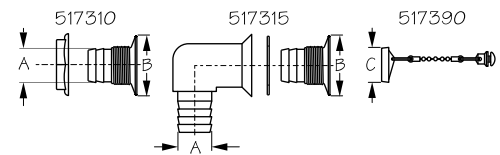


Bulk	Display	A	B	C	D	Wt.(lb.)	Std. Pack
517080	n/a	5"	9/16"	1-5/8"	4-9/16"	.16	1 ea



SINK DRAIN

Injection Molded Delrin



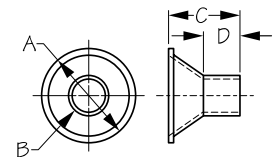
Bulk	Display	Style	A	B	C	Wt.(lb.)	Std. Pack
517310	n/a	Straight 1-1/4"	1"	1-7/8"	1-1/8"	.06	10 ea
517315	n/a	90° 1-1/4"	1"	1-7/8"	1-1/8"	.15	10 ea
517390	n/a	Sink Stopper	n/a	n/a	1-1/8"	.01	10 ea

- Straight 1-1/4" Sink Drain (517310) includes nut
- Sink Drain with 90° Elbow (517315) includes a straight 1-1/4" sink drain (517310) and gasket
- Sink Stopper (517390) sold separately



SINK FUNNEL DRAIN

Injection Molded Polyethylene



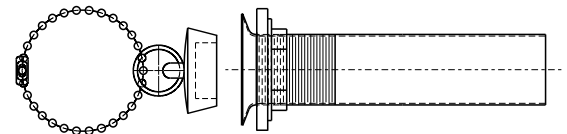
Bulk	Display	A	B (Hose Size)	C	D	Wt.(lb.)	Std. Pack
517336	517336-1	1-3/4"	3/4"	1-5/16"	11/16"	.01	10 ea

Sink Drain Funnel fits Sea-Dog® 2" Drains (517525 and 517526).



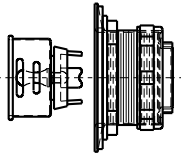
SINK DRAIN TUBE WITH STOPPER

Chrome/Brass



Bulk	Display	Style	Wt.(lb.)	Std. Pack
517515	517515-1	Straight 1-1/4"	.25	1 ea

Sea-Dog® Sink Drain Tube includes stopper with chain. Straight 1-1/4". Constructed of chrome plated brass.



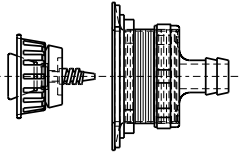
SINK DRAIN WITH STRAINER

Zinc/Stainless Steel



Bulk	Display	Style	Wt.(lb.)	Std. Pack
517525	517525-1	Straight 2"	.30	1 ea

Straight 2".



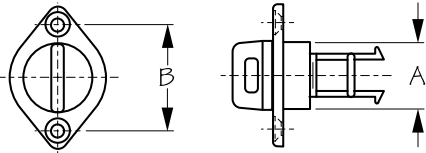
SINK DRAIN WITH STRAINER

Stainless Steel Body/Zinc Cap/Nylon Fittings



Bulk	Display	Style	Wt.(lb.)	Std. Pack
517526	517526-1	Straight 2"	.48	1 ea

Sea-Dog® Sink Drain with Strainer has 5/8" barb on drain. Straight 2".



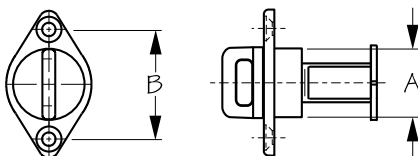
DRAIN PLUG

Injection Molded Nylon



Bulk	Display	A	B	B	Fastener	Wt.(lb.)	Std. Pack
520010	520010-1	1"	1-1/2"	1-1/2"	#10 FH	.03	10 ea
520021	520021-1	Replacement Plug for 520010, 520020 & 520030				.01 / .02	10 ea / 10 pr
n/a	520021-5	POP Display Replacement Plug for 520010, 520020 & 520030				.55	1 ea

This Drain Plug was designed with a molded-in recess in the base to trap sealant to provide a more watertight seal. For transom installation, baitwells, ice chests, tanks, etc. 1" plug with gasket. Constructed of UV resistant injection molded nylon. Fits many RIBs and small boats.



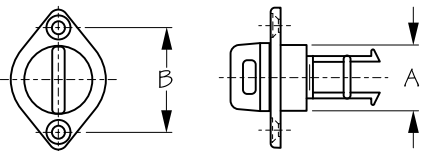
DRAIN PLUG

Injection Molded Nylon



Bulk	Display	A	B	Fastener	Wt.(lb.)	Std. Pack	
520015	520015-1	1"	1-9/16"	#10 FH	.03	10 ea	
520016	520016-1	Replacement Plug				.01 / .02	10 ea / 10 pr

New thread and seal design! This Drain Plug was designed with a molded-in recess in the base to trap sealant to provide a more watertight seal. For transom installation, baitwells, ice chests, tanks, etc. 1" plug with gasket. Constructed of UV resistant injection molded nylon.



DRAIN PLUG

Forged Brass Chrome Plated/Injection Molded Nylon



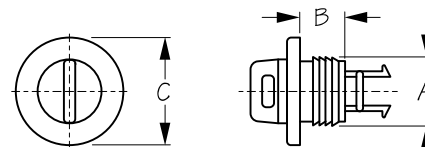
Bulk	Display	A	B	Fastener	Wt.(lb.)	Std. Pack	
520020	520020-1	1"	1-1/2"	#10 FH	.08	10 ea	
520021	520021-1	Replacement Plug for 520010, 520020 & 520030				.01 / .02	10 ea / 10 pr
n/a	520021-5	POP Display Replacement Plug for 520010, 520020 & 520030				.55	1 ea

This Drain Plug has a molded-in captive mechanism that keeps the plug in the body, but still allows easy plug removal when needed. Constructed of UV resistant injection molded nylon with chrome plated formed brass base.



DRAIN PLUG

Injection Molded Nylon



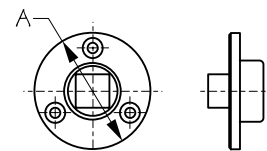
Bulk	Display	A	B	C	Wt.(lb.)	Std. Pack
520030	520030-1	1"	11/16"	1-11/16"	.04	10 ea
520021	520021-1	Replacement Plug for 520010, 520020 & 520030			.01 / .02	10 ea / 10 pr
n/a	520021-5	POP Display Replacement Plug for 520010, 520020 & 520030			.55	1 ea

This press fit Drain Plug is designed to fit securely in a 1" hole without the use of fasteners. Compression force works with the ridge design on the body to keep the plug in place. Sealant should be applied prior to installation to ensure a watertight seal. Constructed of UV resistant injection molded nylon.




GARBOARD DRAIN & PLUG

Machined Bronze



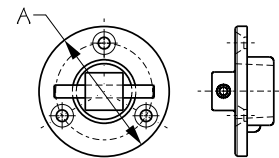
Bulk	Display	Thread Size	A	Fastener	Wt.(lb.)	Std. Pack
520040	520040-1	1/2" NPT	2"	#10 FH	.26	10 ea
520041	520041-1	Replacement Plug			.04	10 ea
n/a	520041-5	Display POP-Replacement Plug for 520040-30 pcs.			1.45	1 ea

The Garboard Drain & Plug provides drainage for bilge during haul-out. 1/2" NPT tapered thread plug provides a watertight seal. 2" diameter flange. Plug has a square top for use with a socket wrench. Constructed of machined bronze. Installs with three #10 FH fasteners (not included).



GARBOARD DRAIN & PLUG

Die Cast Bronze



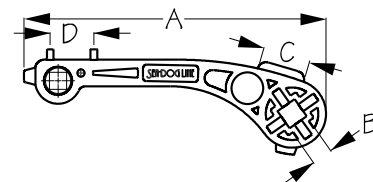
Bulk	Display	Thread Size	A	Fastener	Wt.(lb.)	Std. Pack
520042	520042-1	1/2" NPT	2"	#10 FH	.25	10 ea
520043	520043-1	Replacement Plug			.06	10 ea

The Garboard Drain & Plug provides drainage for bilge during haul-out. 1/2" NPT tapered thread plug provides a watertight seal. 2" diameter flange. Plug has a square T-top for manual tightening or removal. Constructed of die cast bronze. Installs with three #10 FH fasteners (not included).



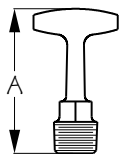
PLUGMATE™

Injection Molded Polycarbonate
/Machined Bronze



Bulk	Display	A	B	C	D	Plug Included	Wt.(lb.)	Std. Pack
520045	520045-1	8-1/4"	9/16"	1-5/16"	1-3/16"	No/Yes	.13 / .17	10 ea / 1 ea
520041	520041-1	Replacement Plug					.04	10 ea
n/a	520041-5	Display POP-Garboard Replacement Plug-30 pcs.					1.45	1 ea

The Plugmate™ wrench features multiple deck keys. Fits standard garboard plugs as well as "T" style plugs. Constructed of durable injection molded polypropylene. Available in custom colors upon request. 520045-1 includes one replacement plug stored in handle (pictured). 520045 is wrench only (plug not included).



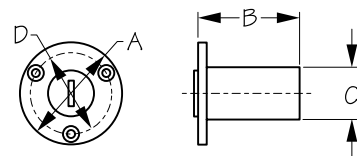
GARBOARD DRAIN T-HANDLE PLUG

Die Cast Bronze



Bulk	Display	Thread Size	A	Wt.(lb.)	Std. Pack
n/a	520047-1	3/4" NPT	2-5/16"	.35	10 ea

3/4" NPT tapered thread provides a watertight seal.



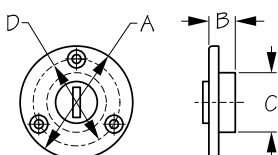
GARBOARD DRAIN & PLUG

Injection Molded Nylon/Acetyl



Bulk	Display	A	B	C	D	Fastener	Wt.(lb.)	Std. Pack
520050	520050-1	2-3/16"	2-3/16"	1-1/8"	1-3/4"	#8 FH	.06	10 ea
520051	520051-1	Replacement Plug					.01 / .02	10 ea / 10 pr

Garboard Drain & Plug provides drainage for bilge during haul-out. Features integral 1-1/8" acetyl drain tube. Pipe plug ensures a watertight seal. Constructed of sturdy UV stabilized injection molded nylon. Installs with three #8 FH fasteners (not included).



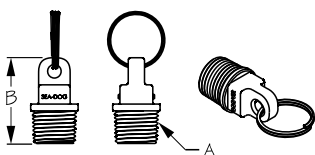
GARBOARD DRAIN & PLUG

Injection Molded Nylon



Bulk	Display	A	B	C	D	Fastener	Wt.(lb.)	Std. Pack
520055	520055-1	2-3/16"	1/2"	1-3/16"	1-11/16"	#8 FH	.04	10 ea
520056	520056-1	Replacement Plug					.01 / .02	10 ea / 10 pr

This Garboard Drain & Plug provides drainage for bilge during haul-out. 1/2" pipe thread plug ensures a watertight seal. May be used in other 1/2" plug applications. Constructed of sturdy, UV stabilized injection molded nylon. Installs with three #8 FH fasteners (not included).



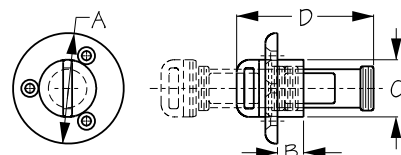
EMERGENCY GARBOARD DRAIN PLUG

Injection Molded Nylon



Bulk	Display	A	B	Wt.(lb.)	Std. Pack
520059	520059-1	1/2" NPT	1-9/16"	.01	10 ea
n/a	520059-5	Display POP-Emergency Garboard Drain Plug-30 pcs.		.30	1 pr

The Emergency Garboard Drain Plug features an attached key ring, ensuring you always have a back-up if you lose your garboard plug. Fits most 1/2" NPT threaded drains. For temporary use only. Constructed of injection molded nylon.



CAPTIVE GARBOARD DRAIN & PLUG

Investment Cast 316 Stainless Steel



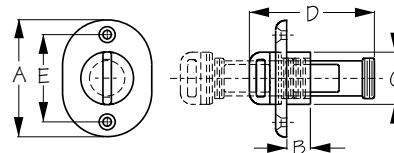
Bulk	Display	A	B	C	D	Fastener	Wt.(lb.)	Std. Pack
520060	520060-1	2"	1/2"	1-1/8"	2-5/8"	#8 FH	.30	10 ea
520068	n/a	Replacement Plug and Gasket Only					.15	5 ea
520069	n/a	Replacement Gasket Only					.01	10 ea

This Captive Garboard Drain & Plug is a direct replacement for the bronze, traditional style Sea-Dog® Garboards (520040 and 520042). Captive plug prevents plug from being lost. Constructed of corrosion resistant investment cast 316 stainless steel. Installs with three #8 FH fasteners (not included).



OBLONG CAPTIVE GARBOARD DRAIN & PLUG

Investment Cast 316 Stainless Steel



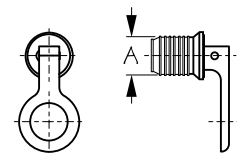
Bulk	Display	A	B	C	D	E	Fastener	Wt.(lb.)	Std. Pack
520065	520065-1	2-7/16"	1/2"	1-1/8"	2-5/8"	1-13/16"	#8 FH	.24	5 ea
520068	n/a	Replacement Plug and Gasket Only						.15	5 ea
520069	n/a	Replacement Gasket Only						.01	10 ea

Oblong Captive Garboard Drain & Plug sits lower in the stern for more water removal. Captive plug prevents plug from being lost. Constructed of corrosion resistant investment cast 316 stainless steel. Installs with two #8 FH fasteners (not included).



SNAP HANDLE DRAIN PLUG

Stamped Brass/Nitrile Rubber



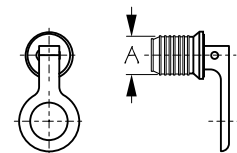
Bulk	Display	A	Material	Chain	Wt.(lb.)	Std. Pack
520070	520070-1	1"	Brass	No	.11	10 ea
520071	520071-1	1"	Brass	Yes	.20	10 ea
520072	520072-1	1-1/4"	Brass	No	.13	10 ea
n/a	520070-5	Display POP-Snap Handle Drain Plug 1"-25 pcs.			3.00	1 ea

The Snap Handle Drain Plug features a cam action for easy installation and leak proof seal. Simply turn the handle clockwise to tighten the plug then snap down the handle to lock. Constructed of durable stamped brass and nitrile rubber.



SNAP HANDLE DRAIN PLUG

Stamped Stainless Steel/Nitrile Rubber



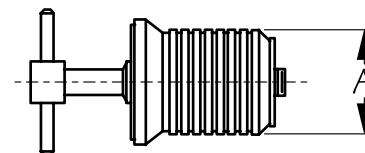
Bulk	Display	A	Material	Chain	Wt.(lb.)	Std. Pack
520075	520075-1	1"	Stainless	No	.11	10 ea
n/a	520075-5	Display POP-Snap Handle Drain Plug 1"-20 pcs.			3.00	1 ea

The Snap Handle Drain Plug features a cam action for easy installation and leak proof seal. Simply turn the handle clockwise to tighten the plug then snap down the handle to lock. Constructed of durable corrosion resistant stamped stainless steel and nitrile rubber.



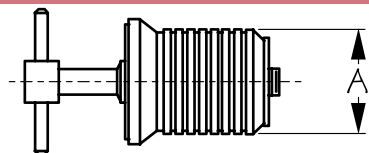
T-HANDLE DRAIN PLUG

Stamped Brass/Nitrile Rubber



Bulk	Display	A	Material	Wt.(lb.)	Std. Pack	
520080	520080-1	1"	Brass	.10	10 ea	
520082	520082-1	1-1/4"	Brass	.12	10 ea	
n/a	520080-5	Display POP-T-Handle Drain Plug 1"-30 pcs.			3.25	1 ea

The T-Handle Drain Plug provides a leak proof seal. Turn the T-handle clockwise to lock in place, counter clockwise to release. Constructed of corrosion and vibration resistant stamped brass and nitrile rubber. Available in 1" and 1-1/4" sizes.




T-HANDLE DRAIN PLUG

Stamped Stainless Steel/Nitrile Rubber



Bulk	Display	A	Material	Wt.(lb.)	Std. Pack
520085	520085-1	1"	Stainless	.10	10 ea
520086	520086-1	1-1/4"	Stainless	.12	10 ea
n/a	520085-5	Display POP-T-Handle Handle Drain Plug 1"-20 pcs.		2.12	1 ea

The T-Handle Drain Plug provides a leak proof seal. Turn the T-handle clockwise to lock in place, counter clockwise to release. Constructed of corrosion and vibration resistant stamped stainless steel and nitrile rubber. Available in 1" and 1-1/4" sizes.



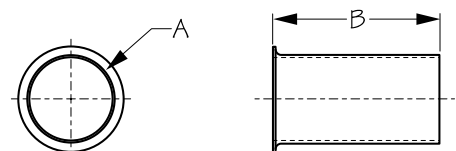
BAITWELL PLUGS

Stamped Brass/Nitrile Rubber



Bulk	Display	A	Wt.(lb.)	Std. Pack
520091	520091-1	3/8"	.03 / .06	10 ea / 10 pr
520092	520092-1	1/2"	.04 / .08	10 ea / 10 pr
520093	520093-1	5/8"	.04 / .08	10 ea / 10 pr
520094	520094-1	3/4"	.05 / .10	10 ea / 10 pr
520095	520095-1	7/8"	.07 / .14	10 ea / 10 pr
n/a	520092-5	Display POP-Baitwell Plug 1/2"-50 pcs.		2.25 1 ea
n/a	520093-5	Display POP-Baitwell Plug 5/8"-50 pcs.		2.25 1 ea
n/a	520094-5	Display POP-Baitwell Plug 3/4"-45 pcs.		2.50 1 ea
n/a	520095-5	Display POP-Baitwell Plug 7/8"-45 pcs.		3.40 1 ea

The Baitwell Plug features a cam action for easy installation and leak proof seal for livewells and baitwells. Simply turn the handle clockwise to tighten the plug then snap down the handle to lock. Snap lock handle is adjustable to tighten plug size to fit most bait wells currently available. Constructed of durable stamped brass and nitrile rubber.



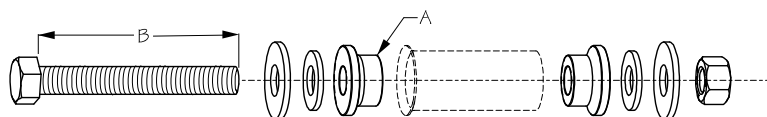
DRAIN TUBE

Formed Brass



Bulk	Display	A	B	Wt.(lb.)	Std. Pack
520210	520210-1	1"	1-7/8"	.06	10 ea
520220	520220-1	1"	2-3/8"	.07	10 ea
520230	520230-1	1"	2-7/8"	.09	10 ea
520280	n/a	1"	8"	.20	5 ea
520430	n/a	1-1/4"	2-7/8"	.12	10 ea

Formed Drain Tube is flanged 90° on one end for use as a drain for transom, motorwell, livewell, or baitwell applications. For use with brass or stainless steel drain plugs. Drain Tube Flaring Tool (520290-1 or 520295-1) required for installation. Constructed of formed brass. Available in 1" and 1-1/4" diameters.



DRAIN TUBE FLARING TOOL

Stainless Steel/Zinc Plated Steel



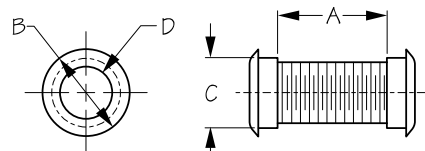
Bulk	Display	A	B	Wt.(lb.)	Std. Pack
n/a	520290-1	1"	4"	.51	1 ea
n/a	520295-1	1-1/4"	4"	.73	1 ea

The Drain Tube Flaring Tools are for use installing 1" or 1-1/4" drain tubes. Can be used to install all Sea-Dog® Drain Tubes (520210-520430). Handy item for any toolbox.



DRAIN TUBE

Injection Molded HDPE/ABS



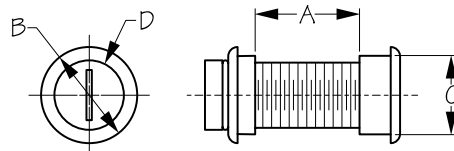
Bulk	Display	A	B	C	D	Material Type	Color	Wt.(lb.)	Std. Pack
520320	520320-1	3/4" - 2-1/2"	1-1/4"	1"	3/4"	HDPE	White	.02	10 ea
520323	520323-1	3/4" - 2-1/2"	1-1/4"	1"	3/4"	ABS	Black	.02	10 ea

Drain Tubes remove water and fluids from motor wells, livewells, and baitwells. They are flanged 90° on one end and fit standard 1" diameter holes. These drain tubes feature an adjustable length to accommodate bulkhead installations from 3/4" up to 2-1/2" thick. Drain tube nut locks in place for a tight, leak-proof seal. Designed for use with snap handle and T-handle drain plugs. Save on installation time; no flaring tools necessary! Constructed of durable impact resistant injection molded HDPE or ABS. Available in white or black.



MOTORWELL DRAIN TUBE

Injection Molded Nylon



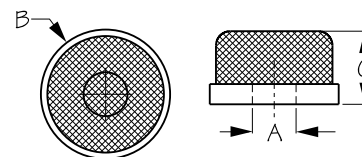
Bulk	Display	A	B	C	D	Color	Wt.(lb.)	Std. Pack	
520325	520325-1	3/4" - 2-1/2"	1-3/8"	1-1/8"	1"	White	.06	10 ea	
0P52031	0P52031-1	Replacement Plug					White	.01	10 ea

Drain Tubes remove water and fluids from motor wells, livewells, and baitwells. They are flanged 90° on one end and fit standard 1-1/8" diameter holes. These drain tubes feature an adjustable length to accommodate bulkhead installations from 3/4" up to 2-1/2" thick. Drain tube nut locks in place for a tight, leak-proof seal. Includes drain plug. Save on installation time; no flaring tools necessary! Constructed of durable impact resistant injection molded nylon.



BAITWELL STRAINER

Stainless Steel/Nylon

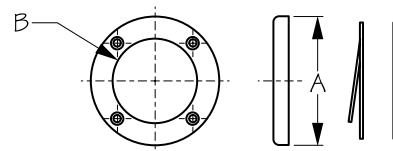


Bulk	Display	A	B	C	Wt.(lb.)	Std. Pack
520454	520454-1	3/4"	2-1/4"	1-1/4"	.05	10 ea



SCUPPER VALVE

Injection Molded Nylon



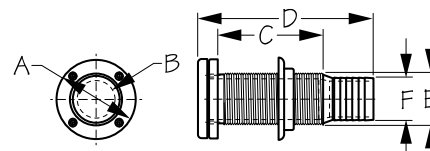
Bulk	Display	A	B	Fastener	Wt.(lb.)	Std. Pack
520500	520500-1	2-13/16"	1-7/8"	#6 FH	.06	10 ea

This Scupper Valve provides a water exit for boats with self-bailing cockpits. Ideal for above the water line drainage. Valve features soft black flapper that seals to prevent backwash. Compatible with most self-bailing applications. Constructed of durable injection molded nylon. Surface mounts with four #6 FH fasteners (not included).



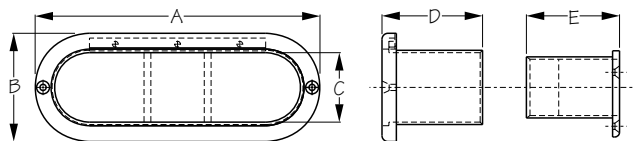
THRU-HULL WITH SCUPPER VALVE

Injection Molded Acetel



Bulk	Display	A	B	C	D	E	F	Wt.(lb.)	Std. Pack
520510	520510-1	2-13/16"	1-1/4"	3-11/16"	6-3/16"	1-13/16"	1-1/2" Hose	.39	10 ea
520500	520500-1	Replacement Scupper Valve						.06	10 ea
520690	520690-1	Replacement Thru-Hull						.33	10 ea

This Thru-Hull Scupper Valve mounts through the transom and provides a water exit for boats with self-bailing cockpits. Ideal for above the water line drainage. Valve features a soft black flapper. For use with 1-1/2" hose. Compatible with most self-bailing applications. Constructed of injection molded acetel. Installs with four #6 FH fasteners (included).

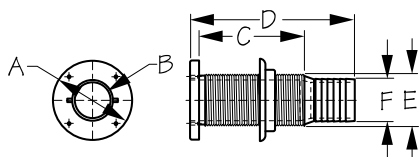


SCUPPER VALVE

Injection Molded Nylon/Neoprene



Bulk	Display	A	B	C	D	E	Color	Fastener	Wt.(lb.)	Std. Pack
520520	520520-1	6"	2-1/4"	1-1/2"	2-1/8"	2"	Black	#4 FH	.19	10 ea
520525	520525-1	6"	2-1/4"	1-1/2"	2-1/8"	2"	White	#4 FH	.19	10 ea

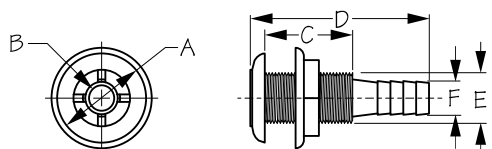


THRU-HULL

Injection Molded Acetel



Bulk	Display	A	B	C	D	E	F	Wt.(lb.)	Std. Pack
520690	520690-1	2-13/16"	1-1/4"	3-11/16"	5-13/16"	1-13/16"	1-1/2" Hose	.33	10 ea



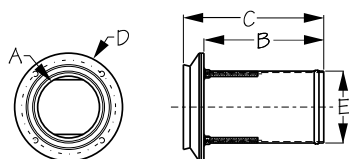
THRU-HULL

Injection Molded Polypropylene



Bulk	Display	A	B	C	D	E	F	Color	Wt.(lb.)	Std. Pack
520740	520740-1	1-3/4"	1/2"	1-11/16"	3-1/2"	1"	5/8"	White	.07	10 ea
520750	520750-1	1-13/16"	1/2"	1-11/16"	3-1/2"	1"	3/4"	White	.07	10 ea
520750B	n/a	1-13/16"	1/2"	1-11/16"	3-1/2"	1"	3/4"	Black	.07	10 ea
520770	520770-1	2-3/16"	15/16"	1-3/4"	3-9/16"	1-3/8"	1-1/8" - 1-1/4"	White	.12	10 ea
520770B	n/a	2-3/16"	15/16"	1-3/4"	3-9/16"	1-3/8"	1-1/8" - 1-1/4"	Black	.12	10 ea
520790	520790-1	2-7/8"	1-3/16"	2-5/16"	4-3/16"	1-13/16"	1-1/2"	White	.23	10 ea
520790B	n/a	2-7/8"	1-3/16"	2-5/16"	4-3/16"	1-13/16"	1-1/2"	Black	.23	10 ea

These Thru-Hulls are ideal for salt water use because they are impervious to electrolysis and corrosion. Designed to allow water to pass in or out of a vessel. For use with hose for drainage above the water line. Constructed of injection molded polypropylene.



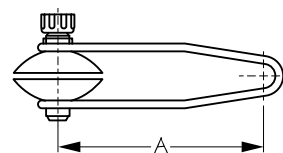
EXHAUST THRU-HULL

Cast 316 Stainless Steel



Bulk	Display	A	B	C	D	E (Hose Size)	Wt.(lb.)	Std. Pack
521125	n/a	2-9/16"	5"	5-7/8"	4-1/2"	2-1/2"	1.50	1 ea
521130	n/a	2-9/16"	5"	5-7/8"	4-1/2"	3"	1.94	1 ea

The Exhaust Thru-Hull features a stainless flap with a rubber seal. Designed for use with 2-1/2" or 3" ID hose. Constructed of corrosion resistant investment cast 316 stainless steel. Includes mounting plate and fasteners.



MOTOR FLUSH

Molded PVC/Painted Steel

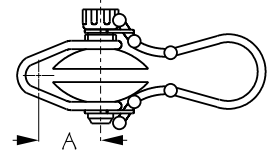


Bulk	Display	A	Wt.(lb.)	Std. Pack
n/a	521500-1	9"	.98	1 ea

Outboard Motor Flush quickly flushes away salt, sand, minerals, and contaminants from your lower unit cooling system, extending the engine's service life. Easy-to-use molded PVC cups deliver fresh water to flush the cooling system through side intakes on the lower unit. Simple garden hose connection, no tools required. Great for winterizing, tune-ups, and other maintenance that requires running an outboard engine out of the water.

VOLVO MOTOR FLUSH

Molded PVC/Painted Steel

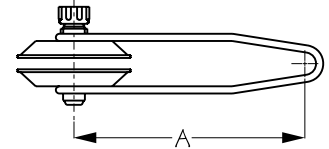


Bulk	Display	A	Wt.(lb.)	Std. Pack
n/a	521510-1	2-3/8"	.63	1 ea

Volvo Outboard Motor Flush quickly flushes away salt, sand, minerals, and contaminants from your lower unit cooling system, extending the engine's service life. Easy-to-use molded PVC cups deliver fresh water to flush the cooling system through side intakes on the lower unit. Simple garden hose connection, no tools required. Great for winterizing, tune-ups, and other maintenance that requires running an outboard engine out of the water. Designed specifically for use with Volvo engines.

RECTANGULAR MOTOR FLUSH

Molded PVC/Painted Steel

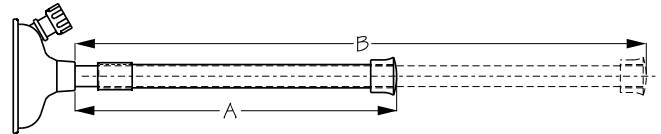


Bulk	Display	A	Wt.(lb.)	Std. Pack
n/a	521520-1	10-3/16"	.90	1 ea

Outboard Rectangular Motor Flush quickly flushes away salt, sand, minerals, and contaminants from your lower unit cooling system, extending the engine's service life. Easy-to-use molded PVC cups deliver fresh water to flush the cooling system through side intakes on the lower unit. Simple garden hose connection, no tools required. Great for winterizing, tune-ups, and other maintenance that requires running an outboard engine out of the water. Features rectangular cups for use with larger outboards.

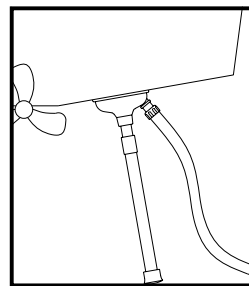
INBOARD MOTOR FLUSH

Molded Rubber/Aluminum



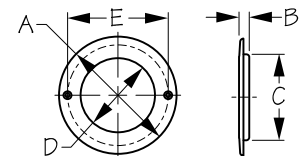
Bulk	Display	A	B	Wt.(lb.)	Std. Pack
n/a	521550-1	15-1/2"	27-1/2"	.99	1 ea

Inboard Motor Flush quickly flushes away salt, sand, minerals, and contaminants from your lower unit cooling system extending the engine's service life. Easy-to-use by fitting the rubber cup over the water intake, connecting a garden hose, and extending the aluminum leg to seal the cup to the hull. Fresh water flushes the cooling system, no tools required. Great for winterizing, tune-ups, and other maintenance that requires running an inboard engine out of the water.



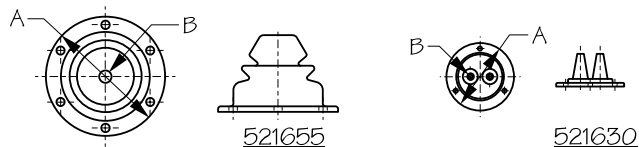
HOLE LINER

Injection Molded Polyethylene



Bulk	Display	Color	A	B	C	D	E	Wt.(lb.)	Std. Pack
521600	521600-1	Black	4-1/16"	3/8"	3"	2-9/16"	3-1/2"	.04 / .08	10 ea / 10 pr
521601	521601-1	White	4-1/16"	3/8"	3"	2-9/16"	3-1/2"	.04 / .08	10 ea / 10 pr

This Hole Liner grommet is used to protect wires or cables passing through bulkheads. Protective liner with small lip for access holes. Constructed of injection molded polyethylene. Installs with two FH fasteners (not included). Available in black or white.



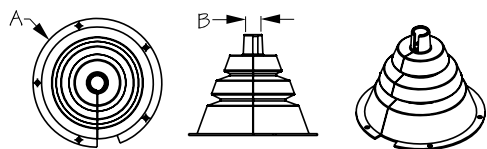
MOTOR WELL BOOT

Molded Rubber



Bulk	Display	A	B	Fastener	Wt.(lb.)	Std. Pack
521630	521630-1	3"	3/16"	#8 RH	.06	10 ea / 1 ea
521655	521655-1	5-1/2"	9/16"	#8 RH	.36	10 ea / 1 ea

Motor Well Boot organizes and protects engine control cables, wires, or fuel lines. Black accordion-style seal. Includes mounting ring. Constructed of UV stabilized molded rubber. Installs with #8 RH fasteners (not included).



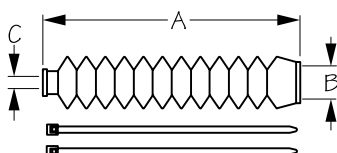
MOTOR WELL BOOT - SPLIT

Molded Rubber/Injection Molded Nylon




Bulk	Display	A	B	Fastener	Wt.(lb.)	Std. Pack
521663	521663-1	4-1/8"	1/2"	#8 RH	.13	10 ea / 5 ea
521664	521664-1	5-1/2"	9/16"	#8 RH	.23	10 ea / 5 ea

Split Motor Well Boot organizes and protects engine control cables, wires, or fuel lines. Black accordion-style seal. Includes cable tie and mounting ring. Boots and rings are cut for trouble-free installation without removal of cables. Constructed of UV stabilized molded rubber with injection molded nylon rings. Installs with five #8 RH fasteners (not included).



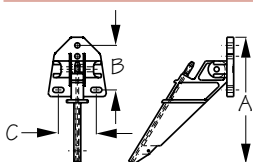
STEERING CABLE BOOT

Molded Rubber



Bulk	Display	A	B	C	Wt.(lb.)	Std. Pack
521700	521700-1	8"	1"	3/8"	.13	10 ea / 1 ea

Steering Cable Boot protects the output end of all standard steering cables keeping dirt, debris, and moisture out and extending the service life of the cable. Includes two cable ties. Constructed of durable molded rubber.



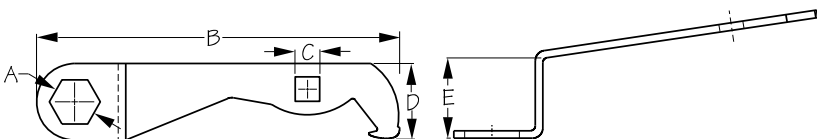
SPEEDOMETER PITOT TUBE

Injection Molded Nylon



Bulk	Display	A	B	C	Fastener	Wt.(lb.)	Std. Pack	
522100	522100-1	4-7/16"	1-5/8"	1-3/8"	#10 RH	.12	1 ea	
n/a	522105-1	Speedometer Pitot Tube Installation Kit					.16	1 ea
n/a	522100-5	Display POP-Speedometer Pitot Tube-10 pcs.					1.33	1 ea

This Pitot Tube features a universal design that works with most Speedometers. The 522100 (including -1 packaged & -5 POP) is a Pitot Tube only. The Pitot Tube Installation Kit (522105-1, pictured) includes everything you need for a successful installation: the pitot tube, a tube shield, four cable clamps, and mounting screws. Constructed of injection molded nylon.



PROP WRENCH

Zinc Plated Steel



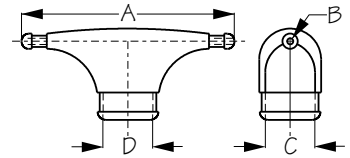
Bulk	Display	A	B	C	D	E	Wt.(lb.)	Std. Pack
531112	n/a	1-1/16"	8-7/8"	9/16"	13/16"	2"	.60	5 ea

The zinc plated steel Prop Wrench tightens all standard 1-1/16" prop nuts. Compact size for just the right leverage. This multi-tool fits garboard drain plugs with 9/16" square heads and includes an integrated pin on the handle tip to bend tab washers.



SPREADER BOOT

Rubber



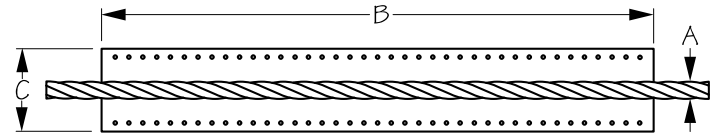
Bulk	Display	A	B (Wire Size)	C	D	Wt.(lb.)	Std. Pack
560103	560103-1	4-5/8"	1/8"	5/8"	n/a	.09 / .18	10 ea / 5 pr
560105	560105-1	5-3/4"	3/16"	1"	n/a	.13 / .26	10 ea / 5 pr
560106	560106-1	5-3/4"	1/4"	2"	1"	.30 / .60	10 ea / 5 pr

Spreader Boots are designed to cover spreaders providing sail chafe protection. Aerodynamic they reduce drag and prevent sails from ripping or tearing from constant contact with spreader ends or shrouds. Constructed of UV resistant rubber. Easy to install. Three sizes available to match wire diameter. 560106 pictured.



MOORING LINE CHAFE KIT

Leather



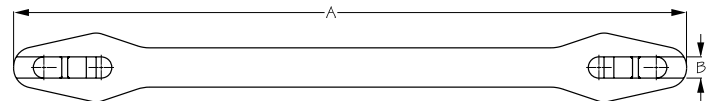
Bulk	Display	A	B	C	Wt.(lb.)	Std. Pack
n/a	561010-1	3/8" & 7/16"	10"	1-1/2"	.08	10 pr
n/a	561012-1	1/2"	10"	1-3/4"	.08	10 pr
n/a	561016-1	5/8"	10"	2-1/8"	.11	10 pr
n/a	561019-1	3/4"	10"	2-1/2"	.14	10 pr

Mooring Line Chafe Kits includes waxed twine, heavy duty needle, and (2) 10" pieces of leather pre-stamped for sewing. Used to reduce chafe and extend the life of mooring lines. Constructed of natural leather (color may vary).



SNUBBER

Rubber



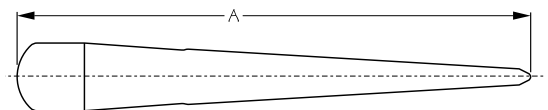
Bulk	Display	A	B	Wt.(lb.)	Std. Pack
561512	n/a	17-1/8"	3/8"	.63	1 ea
561516	n/a	19-3/4"	1/2" - 9/16"	1.12	1 ea
561520	n/a	21-1/2"	5/8" - 3/4"	1.14	1 ea

Mooring Snubbers absorb shock loads and relieve tension on lines and deck fittings. The length of compensating movement can be adjusted by the number of line turns around the snubber, mitigating the effects of wind and waves. Easy to use, requiring no extra hardware. Ideal for use in tidal areas, on exposed moorings, or in towing situations. Constructed of high quality rubber to resist sunlight, saltwater, and ozone.



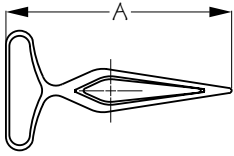
SPLICING FID

Stainless Steel w/ Hardwood Handle



Bulk	Display	For Line Size	A	Wt.(lb.)	Std. Pack
n/a	562008-1	1/8" - 1/2"	6-13/16"	.08	10 ea
n/a	562016-1	1/2" and up	11"	.29	10 ea

This Splicing Fid's time tested design make it the ideal tool for expert rope splicing. Features a hardwood handle for ease of operation and a precision tip for better splices, neater braids, and improved rope performance. Rugged and durable, this fid ensures successful rope splicing every time. Constructed of stainless steel with a hardwood handle.



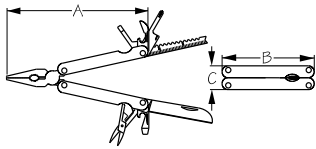
SPLICING FID

Bronze



Bulk	Display	For Line Size	A	Wt.(lb.)	Std. Pack
562060	562060-1	Up to 1"	5-3/4"	.18	1 ea

T-handle Splicing Fid gives great leverage for splicing up to 1" line. Constructed of solid bronze.



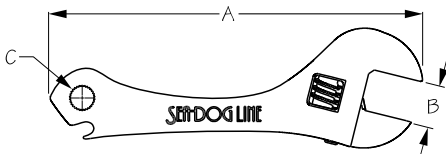
MULTI-TOOL

304 Stainless Steel



Bulk	Display	A	B	C	Wt.(lb.)	Std. Pack
n/a	563151-1	6"	3-15/16"	1"	.31	1 ea

This handy Multi-Tool includes a knife, needle nose pliers, cutters, scissors, various screw drivers, bottle opener, file, and saw. Constructed of corrosion resistant stamped 304 stainless steel. A must have for every tool bag! Includes canvas carrying case.



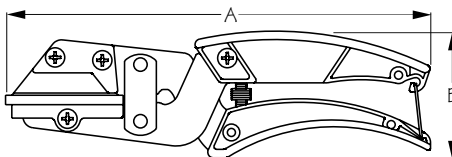
ADJUSTABLE WRENCH

Cast 17-4PH Stainless Steel



Bulk	Display	A	B	C	Wt.(lb.)	Std. Pack
563255	563255-1	5-1/2"	3/4"	1/4" Hex Head	.34	1 ea

This Adjustable Wrench features an additional 1/4" hex head socket and bottle opener. Constructed of cast 17-4PH grade stainless steel this tool is designed to last a lifetime under any conditions. A great addition to any tool box.



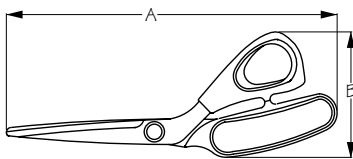
MULTIPURPOSE CUTTER

Powder Coated Steel



Bulk	Display	A	B	Wt.(lb.)	Std. Pack
n/a	563310-1	9-1/2"	2-5/8"	.73	1 ea
n/a	563311-1	Replacement Anvils		.03	1 pr

This Multipurpose Cutter is great for cutting rope, wire, and plastic tubing. Includes two spare utility blades stored in the handle. Replacement Anvils (563311) sold separately. A great addition to any tool box.



HEAVY DUTY CANVAS & UPHOLSTERY SCISSORS

304 Stainless Steel/Injection Molded Nylon



Bulk	Display	A	B	Wt.(lb.)	Std. Pack
n/a	563320-1	8-1/4"	3-1/4"	.24	1 ea

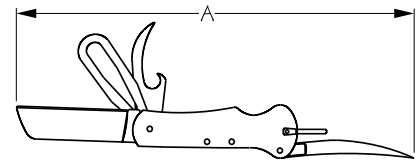
These quality stainless steel Heavy Duty Canvas & Upholstery Scissors are designed with offset handles to allow the blades to hug the work surface, giving you clean and precise cutting characteristics with both thin and thick materials. Constructed with a heavy duty stainless steel blade for optimum performance and long-lasting sharpness. Fine, precision-ground, serrated edge ensures effortless cutting. Comfortable soft cushion grip and adjustable blade tension to reduce fatigue. Ideal for all heavy duty cutting including rubber, vinyl, leather, plastics, cordage, upholstery, Kevlar, and canvas.

10 Miscellaneous



RIGGING KNIFE

304 Stainless Steel



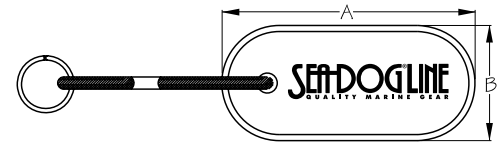
Bulk	Display	A	Blade Length	Marlin Spike Length	Wt.(lb.)	Std. Pack
565050	565050-1	8-7/16"	2-1/2"	2-1/2"	.25	1 ea

This handy Rigging Knife includes a sharp blade, Marlin spike, shackle key, screw driver, bottle opener, and a loop to attach a lanyard (not included). Constructed of corrosion resistant 304 stainless steel. A great addition to any tool box.



CORK KEY FLOAT

Cork



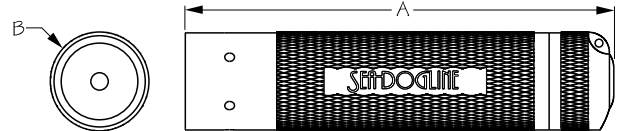
Bulk	Display	A	B	Wt.(lb.)	Std. Pack
n/a	568010-1	4-1/8"	1-7/8"	.08	10 ea

The Cork Key Float is lightweight and buoyant making it ideal for use around water. Cork material is naturally resistant to liquid.




LED WATERPROOF FLASH LIGHT

Aluminum



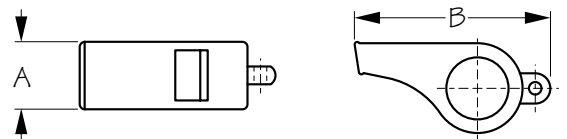
Bulk	Display	A	B	Wt.(lb.)	Std. Pack
n/a	570105-1	4-7/16"	1"	.22	1 ea

The LED Waterproof Flash Light is constructed of aircraft grade aluminum, making it lightweight and durable. Includes 3 AAA batteries. IP67 waterproof rating.



POLICE WHISTLE

Injection Molded Polystyrene



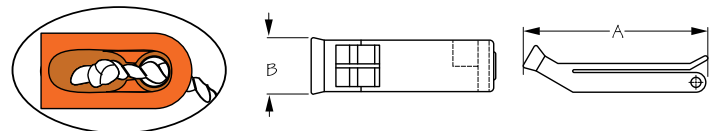
Bulk	Display	Color	Lanyard Included	A	B	Wt.(lb.)	Std. Pack
571252	571252-1	Orange	No/Yes	13/16"	2-5/16"	.02 / .03	10 ea
571286	571286-1	Orange	No/Yes	11/16"	2"	.01 / .02	10 ea
n/a	571252-5	Display POP-Police Whistle-35 pcs.				1.63	1 ea

This Police Whistle meets USCG requirements for a warning device on small craft. Bright orange color makes it easy to locate in an emergency. Constructed of injected molded polypropylene. Display packaging includes 36" lanyard.



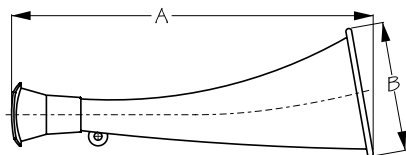
SEA-DOG® WHISTLE

Injection Molded Polypropylene



Bulk	Display	Color	Lanyard Included	A	B	Wt.(lb.)	Std. Pack
571260	571260-1	Orange	No/Yes	2-3/4"	7/8"	.02	10 ea
n/a	571260-5	Display POP-Sea-Dog Whistle-40 pcs.				1.05	1 ea

Duo-tone Sea-Dog® Whistle has no moving parts or balls that can jam or corrode. Meets USCG requirements for use on PFDs. Handy clip secures whistle until needed. Constructed of injected molded polypropylene. Display packaging includes 36" lanyard.



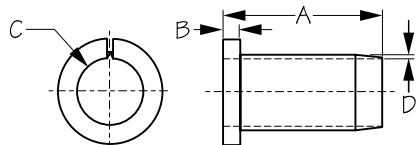
MANUAL AIR HORN

Injection Molded ABS



Bulk	Display	A	B	Wt.(lb.)	Std. Pack
n/a	572025-1	7-7/8"	2-13/16"	.07	5 ea

Manual Air Horn is for use in small boats without electrical power or for larger boats in emergencies where power is no longer available. Bright orange color makes it easy to locate. Constructed of impact resistant injection molded ABS. Includes 18" lanyard.



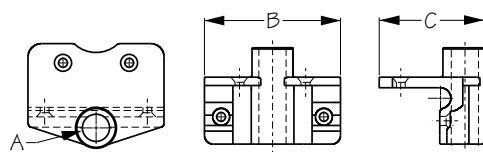
ADJUSTABLE OAR COLLARS

Injection Molded Polyethylene



Bulk	Display	A	B	C	D	Wt.(lb.)	Std. Pack
580101	580101-1	4-3/16"	7/16"	1-3/4"	1/8"	.30	1 pr

These Adjustable Oar Collars fit standard oars, but can be trimmed for smaller ones. These collars cushion stroke, reduce noise, and prevent wear. Split cover makes it quick and easy to install with brass nails (included). Constructed of rugged, flexible polyethylene.



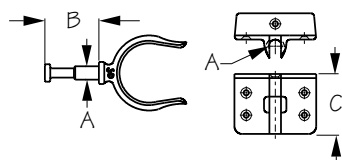
ANGLED OARLOCK SOCKET

Injection Molded Nylon



Bulk	Display	Type	A	B	C	Wt.(lb.)	Std. Pack
580143	580143-1	Angled	1/2"	3-1/16"	2-3/8"	.13 / .26	10 ea / 10 pr

Angled Oarlock Sockets accommodate 1/2" oarlock shafts. Constructed of injection molded nylon. Angle mounts securely to gunwale with four #10 FH fasteners (not included).



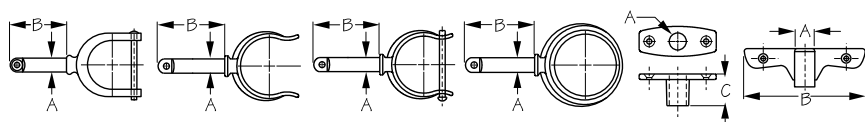
DAVIS OARLOCK & SOCKET

Investment Cast 316 Stainless Steel



Bulk	Display	Type	A	B	C	Wt.(lb.)	Std. Pack
580310	580310-1	Side Mount	1/2"	2"	2-1/4"	1.94	10 ea

This side mount Davis Oarlock & Socket lifts up in the socket, then swings down to hang out of the way inside the boat when not in use. Constructed of corrosion resistant investment cast 316 stainless steel. Installs with five FH fasteners (not included).



OARLOCK & SOCKET

Die Cast Zinc Chromed Plated



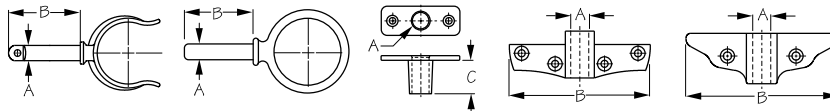
Bulk	Display	Type	A	B	C	Wt.(lb.)	Std. Pack
580411	580411-1	Horn Pin 1-5/8"	1/2"	2-1/4"		.56	10 pr
580412	580412-1	Ribbed 2"	1/2"	2-1/4"		.52	10 pr
580413	580413-1	Ribbed Pin 2"	1/2"	2-1/4"		.56	10 pr
580425	580425-1	Round Horn 2"	1/2"	2-1/4"		.58	10 pr
580450	580450-1	Top Mount	1/2"		1-3/16"	.34	10 pr
580451	580451-1	Angle Mount	1/2"	4-5/8"		.56	10 pr

Designed for light service duty these Oarlocks & Sockets are an excellent choice for aluminum vessels because they do not cause galvanic corrosion issues. The pin style and round horns secure the oar in place in all sea conditions. Constructed of die cast chrome plated zinc. Recommended for freshwater use.



OARLOCK & SOCKET

Cast Brass/Polyethylene



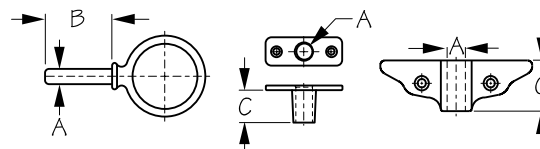
Bulk	Display	Type	A	B	C	Wt.(lb.)	Std. Pack
580570	580570-1	Ribbed 2"	1/2"	2-1/8"		.88	10 pr / 5 pr
580590	580590-1	Round Horn 2"	1/2"	2-1/8"		.61	10 pr / 5 pr
580591	580591-1	Round Horn 2-1/4"	1/2"	2"		1.29	10 pr / 5 pr
580600	580600-1	Top Mount	1/2"		1-1/16"	.27	10 pr / 5 pr
580610	580610-1	Side Mount	1/2"	3-3/4"		.47	10 pr / 5 pr
580620	580620-1	Angle Mount	1/2"	4"		.59	10 pr / 5 pr
580699	n/a	Mount Insert	1/2"		1-1/16"	.01	10 ea

These Oarlocks & Sockets feature traditional styling. Oarlocks are available in 2" or 2-1/8" sizes with a 1/2" shaft. The pin style and round horns secure the oar in place in all sea conditions. Oarlock mounts accept 1/2" shafts and feature polyethylene inserts (580699) for smooth rotation. Constructed of durable sand cast brass.



OARLOCK & SOCKET

Hot Dipped Galvanized Malleable Iron



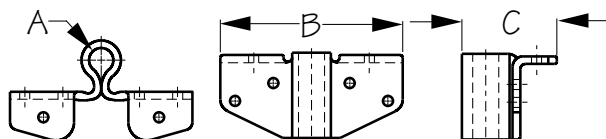
Bulk	Display	Type	A	B	C	Wt.(lb.)	Std. Pack
580870	580870-1	Round Horn 2"	1/2"	2"		.93	10 pr
580871	580871-1	Round Horn 2-3/16"	1/2"	2"		1.19	10 pr
580880	580880-1	Top Mount	1/2"		1-1/16"	.31	10 pr
580890	580890-1	Angle Mount	1/2"		1-3/16"	.36	10 pr

Oarlocks & Sockets feature a round horn style that secures the oar in place in all sea conditions. Constructed of hot dipped, galvanized, malleable iron they are an economical alternative to stainless or brass.



HEAVY DUTY ANGLED OARLOCK SOCKET

Zinc Plated Steel



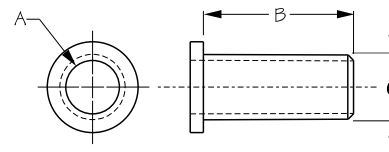
Bulk	Display	Type	A	B	C	Wt.(lb.)	Std. Pack
582050	582050-1	Angled	1/2"	3-1/2"	1-7/8"	.72	10 pr

The Heavy Duty Oarlock Socket angle mounts securely to the gunwale and accommodates 1/2" oarlock shafts. Constructed of zinc plated steel. Installs with six #10 RH fasteners (not included). Recommended for freshwater use.



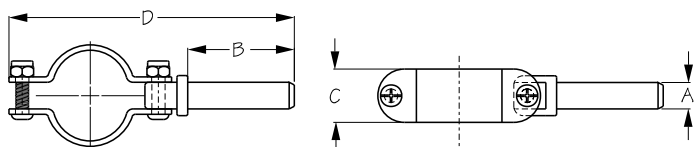
OARLOCK BUSHING

Injection Molded Polypropylene



Bulk	Display	A	B	C	Wt.(lb.)	Std. Pack
582059	582059-1	1/2"	1-9/16"	5/8"	.02	10 pr

Oarlock Bushing reduces 5/8" oarlock sockets down to 1/2". Durable injection molded polypropylene construction.



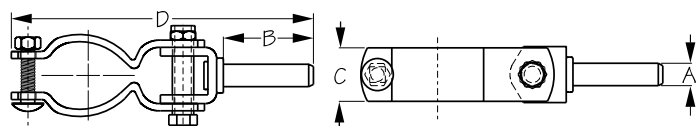
CLAMP-ON OARLOCK

Zinc Plated Steel



Bulk	Display	A	B	C	D	Wt.(lb.)	Std. Pack
582060	582060-1	1/2"	2"	1"	5-3/8"	.82	10 pr

Clamp-On Oarlocks attach quickly to oar shafts with an easy to install bolted clamp. For use with oars between 3/4" and 1-7/16" in diameter they feature a standard 1/2" x 2" pin. Zinc plated steel construction. Recommended for freshwater use.



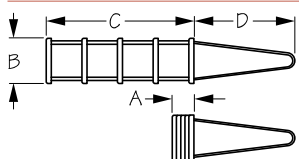
HEAVY DUTY CLAMP-ON OARLOCK

Zinc Plated Steel



Bulk	Display	A	B	C	D	Wt.(lb.)	Std. Pack
n/a	582070-1	1/2"	2"	1-3/16"	6-3/4"	1.79	10 pr
n/a	582072-1	9/16"	2"	1-3/16"	6-3/4"	1.82	10 pr

Heavy Duty Clamp-On Oarlocks feature an easy to install bolted clamp that is adjustable to fit most standard oars. Straight 2" long shank. Constructed of heavy gauge zinc plated steel. Recommended for freshwater use.



FOLDING LADDER

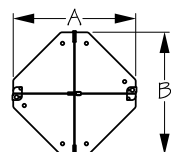
Injection Molded Polycarbonate



Bulk	Display	A	B	C	D	Steps	Wt.(lb.)	Std. Pack
n/a	582501-1	6"	11-3/4"	3' 2"	2' 4"	5	3.00	1 ea
n/a	582502-1	4-5/8"	11-3/4"	2' 5"	2' 4"	4	2.50	1 ea
n/a	582503-1	3-1/2"	11-3/4"	1' 6"	2' 4"	3	2.00	1 ea
OP58202	n/a	Replacement Step					.26	1 ea
OP58203	n/a	Replacement Separator Tube					.08	1 ea

These portable emergency Folding Ladders are made of molded-in, high-visibility orange polycarbonate with nylon rope supporting the frame. They secure quickly to cleats, railings, stanchions, and halyards. Supports up to 300 lbs.

- Available in custom colors for large volume orders.



RADAR REFLECTOR

Stamped Aluminum

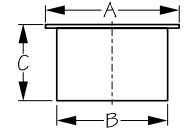


Bulk	Display	A	B	Wt.(lb.)	Std. Pack
583422	n/a	10-3/4"	10-3/4"	.80	1 ea

Designed to reflect radar energy back to a radar antenna making a small vessel more detectable in fog or low visibility situations. The Radar Reflector's improved design has built-in, quick connect corner brackets. Constructed of stamped aluminum. Folds flat for storage.

FLUSH MOUNT DRINK HOLDER

Injection Molded Polystyrene

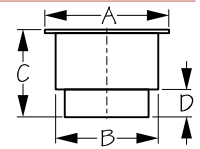


Bulk	Display	Hole Required	Color	A	B	C	Wt.(lb.)	Std. Pack
588000	n/a	3"	Black	3-3/8"	2-7/8"	2"	.06	10 ea
588001	n/a	3"	White	3-3/8"	2-7/8"	2"	.06	10 ea
588002	n/a	3"	Gray	3-3/8"	2-7/8"	2"	.06	10 ea
588010	n/a	3"	Black	3-3/8"	2-7/8"	3"	.10	10 ea
588011	n/a	3"	White	3-3/8"	2-7/8"	3"	.10	10 ea
588012	n/a	3"	Gray	3-3/8"	2-7/8"	3"	.10	10 ea
588050	n/a	3-3/4"	Black	4-1/8"	3-5/8"	2-5/16"	.11	10 ea
588051	n/a	3-3/4"	White	4-1/8"	3-5/8"	2-5/16"	.11	10 ea

Flush Mount Drink Holders (588000-588012) accommodate drink containers up to 2-7/8" in diameter and require a 3" diameter hole for installation. Available in a 2" or 3" depth in black, white, or gray. Flush Mount Drink Holders (588050-588051) accommodate drink containers up to 3-5/8" in diameter and require a 3-3/4" diameter hole for installation. 2-5/16" deep in black or white. Constructed of impact resistant injection molded polystyrene.

FLUSH MOUNT COMBO DRINK HOLDER

Injection Molded ABS

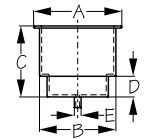


Bulk	Display	Hole Required	Drain Holes	Color	A	B	C	D	Wt.(lb.)	Std. Pack
588060	n/a	3-3/4"	Yes	Black	4"	3-5/8"	3-1/4"	15/16"	.13	10 ea
588060NH	n/a	3-3/4"	No	Black	4"	3-5/8"	3-1/4"	15/16"	.13	10 ea
588061	n/a	3-3/4"	Yes	White	4"	3-5/8"	3-1/4"	15/16"	.13	10 ea
588062	n/a	3-3/4"	Yes	Gray	4"	3-5/8"	3-1/4"	15/16"	.13	10 ea

Flush Mount Combo Drink Holders feature a dual-purpose design which allows the use of beverage cans with or without insulated can wraps, as well as most standard size bottles. Installation requires a 3-3/4" diameter hole. All holders (except 588060NH) include drain holes. Available in black, white, or gray. Constructed of impact resistant injection molded ABS.

FLUSH MOUNT COMBO DRINK HOLDER W/ DRAIN FITTING

Injection Molded ABS



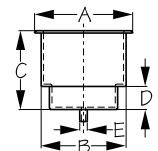
Bulk	Display	Hole Required	Color	A	B	C	D	E	Wt.(lb.)	Std. Pack
588060N	n/a	3-3/4"	Black	4"	3-5/8"	3-1/4"	15/16"	5/16"	.14	10 ea
588061N	n/a	3-3/4"	White	4"	3-5/8"	3-1/4"	15/16"	5/16"	.14	10 ea
588062N	n/a	3-3/4"	Gray	4"	3-5/8"	3-1/4"	15/16"	5/16"	.14	10 ea

Flush Mount Combo Drink Holders feature a dual-purpose design which allows the use of beverage cans with or without insulated wraps, as well as most standard size bottles. Integral drain fitting allows water to be drained directly into the bilge with the use of 1/4" tubing (not included). Requires a 3-3/4" diameter hole for installation. Available in black, white or gray. Constructed of impact resistant injection molded ABS.

- Special Order Requirements May Apply
- Custom Colors Available With Large Order

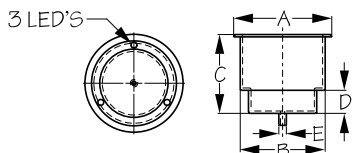
FLUSH MOUNT COMBO DRINK HOLDER W/ DRAIN FITTING

Stamped 304 Stainless Steel



Bulk	Display	Hole Required	A	B	C	D	E	Wt.(lb.)	Std. Pack
588065	n/a	3-5/8"	4-1/4"	3-5/8"	3-3/16"	3/4"	1/4"	.26	5 ea

Flush Mount Combo Drink Holders with Drain Fittings feature a dual-purpose design that allows the use of beverage cans with or without insulated wraps, as well as most standard size bottles. Integral drain fitting allows water to be drained directly into the bilge with the use of 1/4" tubing (not included). Requires a 3-5/8" diameter hole for installation. The bottom is padded with a rubber insert to prevent rattling. Includes mounting gasket. Constructed of corrosion resistant stamped 304 stainless steel.



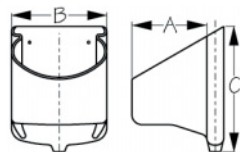
LED FLUSH MOUNT COMBO DRINK HOLDER W/ DRAIN FITTING

Stamped 304 Stainless Steel



Bulk	Display	Hole Required	A	B	C	D	E	LED Color	Wt.(lb.)	Std. Pack
588071	588071-1	3-5/8"	4-1/4"	3-5/8"	3-3/16"	3/4"	1/4"	3 Red	.27	5 ea
588074	588074-1	3-5/8"	4-1/4"	3-5/8"	3-3/16"	3/4"	1/4"	3 Blue	.27	5 ea

The LED Flush Mount Combo Drink Holder features a dual-purpose design that allows the use of beverage cans with or without insulated wraps, as well as most standard size bottles. Three red or blue LEDs provide night vision. Integral drain fitting allows water to be drained directly into bilge with the use of 1/4" tubing (not included). Requires a 3-5/8" diameter hole for installation. The bottom is padded with a rubber insert to prevent rattling. Constructed of corrosion resistant stamped 304 stainless steel. 12VDC.



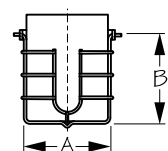
DRINK HOLDER

PVC



Bulk	Display	A	B	C	Wt.(lb.)	Std. Pack
n/a	588115-1	2-3/4"	3-1/2"	4-5/8"	.30	5 ea

Side mounted Drink Holder accommodates beverage containers up to 3-1/2". Constructed of soft PVC.



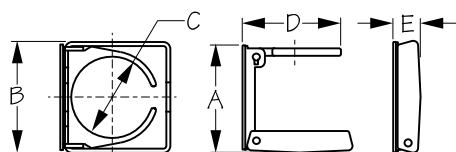
SWIVEL DRINK HOLDER

Brass Wire Chrome Plated



Bulk	Display	A	B	Wt.(lb.)	Std. Pack
n/a	588130-3	3-1/2"	3-3/4"	.42	1 ea

Swivel Drink Holder features a quick release bracket for easy removal. Includes foam insulator, two wall brackets for flexible placement, and installation fasteners. Fits most cans, glasses, and mugs with handles. Constructed of chrome plated brass wire.



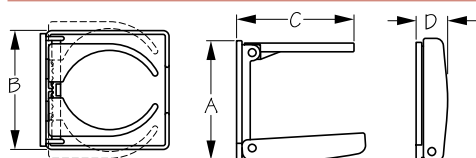
FOLDING DRINK HOLDER

Injection Molded ABS



Bulk	Display	Color	A	B	C	D	E	Wt.(lb.)	Std. Pack
588210	588210-1	Black	3-3/4"	3-7/8"	2-3/4"	3-7/16"	15/16"	.19	10 ea
588211	588211-1	White	3-3/4"	3-7/8"	2-3/4"	3-7/16"	15/16"	.19	10 ea

Folding Drink Holder folds to a closed depth of 15/16". Accommodates containers up to 2-3/4" in diameter. Constructed of impact resistant injection molded ABS. Installs with four #6 FH fasteners (not included). Available in black or white.



ADJUSTABLE FOLDING DRINK HOLDER

Injection Molded Nylon



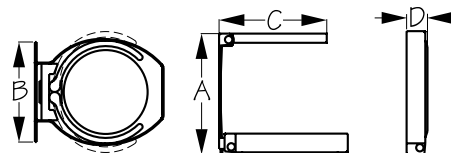
Bulk	Display	A	B	C	D	Color	Fastener	Wt.(lb.)	Std. Pack
588220	588220-1	3-7/8"	3-3/4"	3-11/16"	1"	Black	#6 FH	.22	10 ea
588221	588221-1	3-7/8"	3-3/4"	3-11/16"	1"	White	#6 FH	.22	10 ea

Adjustable Folding Drink Holder folds to a closed depth of 1". Accommodates containers up to 3-7/8" in diameter. Constructed of impact resistant injection molded nylon. Installs with four #6 FH fasteners (not included). Available in black or white.



ADJUSTABLE FOLDING DRINK HOLDER

Stamped 304 Stainless Steel



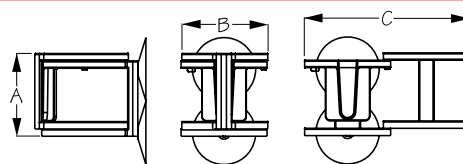
Bulk	Display	A	B	C	D	Fastener	Wt.(lb.)	Std. Pack
588250	588250-1	4-1/8"	3-7/16"	3-5/8"	3/4"	#8 RH	.41	10 ea

The Adjustable Folding Drink Holder folds to a closed depth of 3/4". Accommodates drink containers up to 3-7/8" in diameter. Constructed of corrosion resistant stamped 304 stainless steel. Installs with two #8 RH fasteners (not included).



SINGLE/DUAL DRINK HOLDER WITH SUCTION CUPS

Injection Molded Nylon



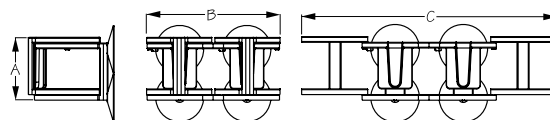
Bulk	Display	A	B	C	Wt.(lb.)	Std. Pack
n/a	588510-1	4-1/8"	4-1/4"	8-1/8"	.36	6 ea

Single/Dual Drink Holder with Suction Cups expands from single to dual holders conserving space when not in use. Suction cups offer a flexible solution, mounting easily to most surfaces. Accommodates drink containers up to 3-1/2" in diameter. Constructed of impact resistant injection molded nylon.



DUAL/QUAD DRINK HOLDER W/ SUCTION CUPS

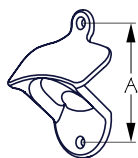
Injection Molded Nylon



Bulk	Display	A	B	C	Wt.(lb.)	Std. Pack
n/a	588520-1	4-1/8"	8-1/8"	16-3/8"	.76	6 ea

Dual/Quad Drink Holder with Suction Cups expands from dual to quad holders conserving space when not in use. Suction Cups offers a flexible solution, mounting easily to most surfaces. Accommodates drink containers up to 3-1/2" in diameter. Constructed of impact resistant injection molded nylon.





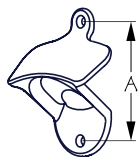
BOTTLE OPENER

Investment Cast 316 Stainless Steel



Bulk	Display	A	Fastener	Wt.(lb.)	Std. Pack
588450	588450-1	2-3/8"	#6 FH	.17	1 ea

Bottle Opener installs with two #6 FH fasteners (not included). Constructed of corrosion resistant cast 316 stainless steel.



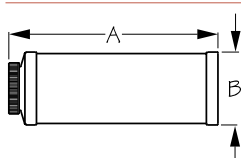
SEA-DOG® BOTTLE OPENER

Investment Cast 316 Stainless Steel



Bulk	Display	A	Fastener	Wt.(lb.)	Std. Pack
588450SD	588450SD-1	2-3/8"	#6 FH	.17	10 ea

Sea-Dog® Bottle Opener installs with two #6 FH fasteners (not included). Constructed of corrosion resistant cast 316 stainless steel.



ACCU-MIX™ OIL TO GAS MEASURING BOTTLE

Plastic



Bulk	Display	Size	A	B	Wt.(lb.)	Std. Pack
588614	n/a	32 oz.	9"	3-1/8"	.12	100 ea

Accu-Mix™ Oil to Gas Measuring Bottle accurately measures the correct oil to gas mixture for all 2-cycle engines. Mixtures of 24:1, 33:1, 40:1, 50:1 and 100:1 ratios are shown on the see-thru bottle for accurate measuring in both liters and gallons.



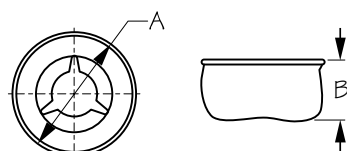
WATERPROOF PLAYING CARDS

Plastic



Bulk	Display	Description	Wt.(lb.)	Std. Pack
n/a	588811-1	Waterproof Playing Cards	.34	10 ea

Sea-Dog® Waterproof Playing Cards are 100% plastic, totally waterproof, very durable, and designed especially for marine use. Features artwork of ship's figureheads with each suit, highlighting a different character theme.



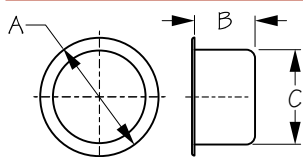
BEAN BAG STYLE ASHTRAY

Stamped 304 Stainless Steel



Bulk	Display	A	B	Color	Wt.(lb.)	Std. Pack
589610	589610-1	4-1/8"	2-1/4"	Red	.70	5 ea

Bean Bag Style Ashtray is ideal for any boat, auto, or RV. Features a corrosion resistant stamped 304 stainless steel wind proof cover with a stable, non-sliding bean bag base. 4-1/8" in diameter.



FLUSH MOUNT ASHTRAY

Stamped 304 Stainless Steel



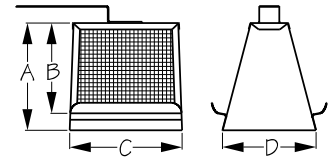
Bulk	Display	A	B	C	Wt.(lb.)	Std. Pack
589630	n/a	3-3/8"	1-5/8"	2-3/4"	.17	5 ea

The Flush Mount Ashtray fits inside Flush Mount Drink Holders (588000-588012). Constructed of corrosion resistant stamped 304 stainless steel.



TOASTER

Stamped 304 Stainless Steel

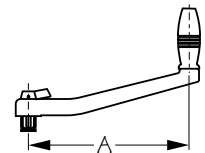


Bulk	Display	A	B	C	D	Wt.(lb.)	Std. Pack
n/a	590400-1	5-1/8"	4-5/16"	5-3/8"	4-7/16"	.49	6 ea



"IT FLOATS™" - LOCKING WINCH HANDLE

Injection Molded Fiberglass Nylon



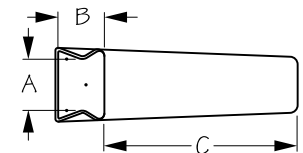
Bulk	Display	A	Wt.(lb.)	Std. Pack
604080	n/a	8"	.57	6 ea
604100	n/a	10"	.61	6 ea

"It Floats™" Locking Winch Handle features a patented design. Made by air assist injection molding instead of the traditional foam filled method, preventing any potential leakage of foam from within the handle. Ball bearings in the handle ensure smoother action under load. Fits in the dip molded PVC Winch Handle Holder (724200) sold separately.



WINCH HANDLE HOLDER

Dip Molded PVC



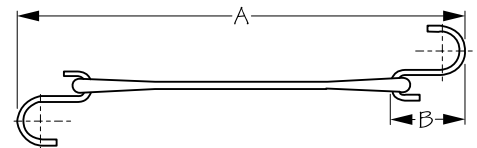
Bulk	Display	A	B	C	Wt.(lb.)	Std. Pack
724200	n/a	2-1/2"	1-7/8"	9-1/2"	.78	1 ea

Winch Handle Holder fits standard and locking winch handles. See Sea-Dog® Winch Handles (604080-604100). Constructed of flexible dip molded PVC.



RUBBER TIE DOWN

Molded Natural Rubber/Zinc Plated Hooks



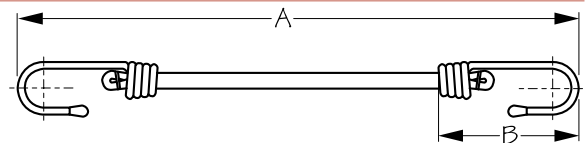
Bulk	Display	A	B	Wt.(lb.)	Std. Pack
635010	n/a	13-1/2"	2-1/4"	.11	10 ea
635015	n/a	18-1/2"	2-1/4"	.18	10 ea
635021	n/a	25"	2-1/4"	.23	10 ea
635031	n/a	35"	2-1/4"	.29	10 ea

These Rubber Tie Downs are great for securing tarps, as well as cargo on trailers, trucks, campers, etc. Excellent for cooler climates; natural rubber straps will not become brittle, snap or tear in freezing temperatures. Constructed of rugged, long-life, natural black rubber with two zinc plated steel hooks.



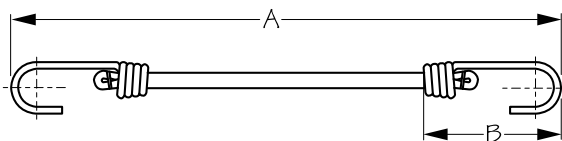
ELASTIC SHOCK CORD

Natural Rubber with Polyethylene Cover



Bulk	Display	A	B	Diameter	Wt.(lb.)	Std. Pack
n/a	650120-1	12"	3"	5/16"	.16	10 ea
n/a	650180-1	18"	3"	11/32"	.13	10 ea
n/a	650240-1	24"	3"	3/8"	.19	10 ea
n/a	650300-1	30"	3"	3/8"	.26	10 ea
n/a	650360-1	36"	3"	3/8"	.27	10 ea
n/a	650400-1	40"	3"	3/8"	.30	10 ea

These Elastic Shock Cords are great for securing bicycles, hand trucks, dinghies, or other odd-shaped items to your boat, trailer, or RV. Also handy for bundling items together, making them easier to carry or store. Constructed of natural rubber with a UV resistant polyethylene cover. Hooks are coated for corrosion and scratch resistance. Available sizes: 12"-40".



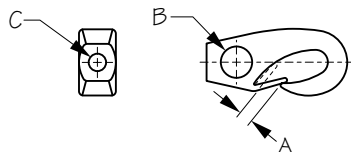
ELASTIC SHOCK CORD

Formed Stainless Steel Hook/Natural Rubber w/ Nylon Cover



Bulk	Display	A	B	Diameter	Wt.(lb.)	Std. Pack
n/a	651180-1	18"	2-1/2"	3/8"	.17	10 ea
n/a	651240-1	24"	2-1/2"	3/8"	.19	10 ea
n/a	651300-1	30"	2-1/2"	3/8"	.22	10 ea
n/a	651360-1	36"	2-1/2"	3/8"	.24	10 ea
n/a	651400-1	40"	2-1/2"	3/8"	.26	10 ea

These Elastic Shock Cords are great for securing bicycles, hand trucks, dinghies, or other odd-shaped items to your boat, trailer, or RV. Also handy for bundling items together, making them easier to carry or store. Constructed of natural rubber with a UV resistant polyethylene cover. Formed stainless hooks for corrosion resistance. Available sizes: 18"-40".



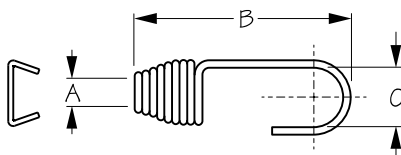
SHOCK CORD CLIP

Injection Molded Nylon



Bulk	Display	A	B	C	Color	Wt.(lb.)	Std. Pack
652060	652060-1	1/4"	7/16"	1/4"	White	.01 / .02	10 ea / 10 pr
652080	652080-1	5/16"	9/16"	5/16"	White	.01 / .02	10 ea / 10 pr
652100	n/a	3/8"	3/4"	7/16"	White	.03	10 ea
652061	n/a	1/4"	7/16"	1/4"	Black	.01	10 ea
652081	n/a	5/16"	9/16"	5/16"	Black	.01	10 ea
652101	n/a	3/8"	3/4"	7/16"	Black	.03	10 ea

Shock Cord Clips can be used with bulk shock cord to create custom tie-down lengths. Constructed of UV stabilized injection molded nylon.



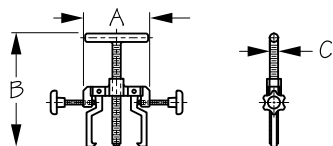
SHOCK CORD HOOKS AND CRIMPS

Formed 304 Stainless Steel



Bulk	Display	No. of Hooks	No. of Crimps	A	B	C	Wt.(lb.)	Std. Pack
657060	n/a	Hooks Only	n/a	1/4"	2"	5/8"	.01	10 ea
657065	657065-1	n/a	Crimps Only	1/4"			.02 / .04	100 ea / 10 sets
n/a	657066-1	2	2	1/4"	2"	5/8"	.04	10 sets
657080	n/a	Hooks Only	n/a	5/16"	2-7/8"	7/8"	.04	10 ea
657085	657085-1	n/a	Crimps Only	5/16"			.01 / .02	100 ea / 10 sets
n/a	657086-1	2	2	5/16"	2-7/8"	7/8"	.08	10 sets
657100	n/a	Hooks Only	n/a	3/8"	2-5/8"	15/16"	.06	10 ea
657105	657105-1	n/a	Crimps Only	3/8"			.01 / .02	100 ea / 10 sets
n/a	657106-1	2	2	3/8"	2-5/8"	15/16"	.03	10 sets

Shock Cord Hooks & Crimps can be used with bulk shock cord to create custom tie-down lengths. Constructed of corrosion resistant formed 304 stainless steel. 657065-1, 657085-1, and 657105-1 contain crimps only and are packed 10 per set. 657066-1, 657086-1, and 657106-1 contain 2 hooks & 2 crimps per set.



IMPELLER PULLER

Investment Cast 316 Stainless Steel

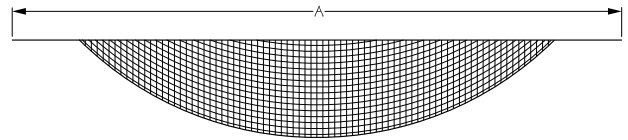


Bulk	Display	A	B	C	Wt.(lb.)	Std. Pack
660020	660020-1	3-3/4"	6-3/8"	7/16"	1.04	1 ea
660040	660040-1	3-3/4"	5-3/16"	7/16"	.90	1 ea

Impeller Pullers allow easier removal of flexible impellers from pumps. Tighten the side grips onto the impeller hub and turn the center screw shaft to pull the impeller out of the pump. Constructed of corrosion resistant investment cast 316 stainless steel. 660020 for impellers 3-1/16" to 5" in diameter. 660040 for impellers 2-1/4" to 2-9/16" in diameter. Comparable to Jabsco #50070-0040 and #50070-0200. USE ANTI-SEIZE ON ALL THREADS TO PREVENT GALLING.

GEAR HAMMOCK

Nylon

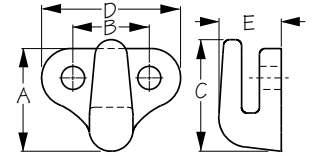


Bulk	Display	Description	A	Wt.(lb.)	Std. Pack
n/a	671100-1	Gear Hammock	60"	.21	10 ea

This Gear Hammock is great for ventilated, suspended storage. Perfect for bunk areas! 60" Length. Constructed of mildew and rot resistant nylon. Use with Hammock Hooks 671460 or 671461 (not included).

DOUBLE HOLE LASHING HOOK

Injection Molded Nylon

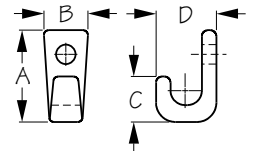


Bulk	Display	A	B	C	D	E	Color	Fastener	Wt.(lb.)	Std. Pack
671415	671415-1	7/8"	5/8"	15/16"	1-3/16"	9/16"	Black	#10 RH	.01 / .02	100 ea / 10 sets
671416	671416-1	7/8"	5/8"	15/16"	1-3/16"	9/16"	White	#10 RH	.01 / .02	100 ea / 10 sets

Lashing hooks create instant securing points for storing gear. Use in conjunction with shock cord to create custom storage solutions. One set includes five hooks. Installs with two #10 RH fasteners (not included). Constructed of UV resistant injection molded nylon. Available in black or white.

LASHING HOOKS

Injection Molded Nylon

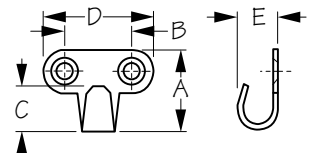


Bulk	Display	A	B	C	D	Color	Fastener	Wt.(lb.)	Std. Pack
671425	671425-1	15/16"	7/16"	7/16"	5/8"	Black	#6 RH	.01 / .02	100 ea / 10 sets
671426	671426-1	15/16"	7/16"	7/16"	5/8"	White	#6 RH	.01 / .02	100 ea / 10 sets

Lashing hooks create instant securing points for storing gear. Use in conjunction with shock cord to create custom storage solutions. One set includes five hooks. Installs with one #6 RH fastener (not included). Constructed of UV resistant injection molded nylon. Available in black or white.

HAMMOCK HOOK

Stamped 304 Stainless Steel

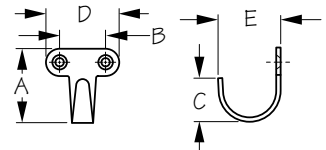


Bulk	Display	A	B	C	D	E	Fastener	Wt.(lb.)	Std. Pack
671460	671460-1	15/16"	3/4"	1/2"	1-1/4"	1/2"	#6 FH	.02 / .04	20 ea / 10 pr
671461	671461-1	3/4"	3/4"	7/16"	1-1/4"	5/8"	#6 FH	.02 / .04	20 ea / 10 pr

Hammock Hooks are designed with an extra bend for additional holding power. Ideal for fender and lashing hook applications. Constructed of corrosion resistant stamped 304 stainless steel. Installs with two #6 FH fasteners (not included). Comparable to Wilcox® #257.

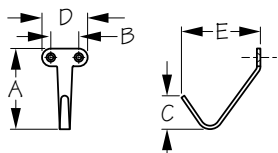
COAT HOOK - SMALL

Stamped 304 Stainless Steel



Bulk	Display	A	B	C	D	E	Fastener	Wt.(lb.)	Std. Pack
671465	671465-1	1-1/4"	13/16"	3/4"	1-1/4"	1-1/16"	#6 FH	.02 / .04	10 ea / 10 pr

Create a securing point for storing gear instantly. The Small Coat Hook installs with two #6 FH fasteners (not included). Constructed of corrosion resistant stamped 304 stainless steel.



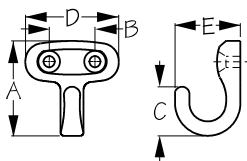
COAT HOOK - LARGE

Stamped 304 Stainless Steel



Bulk	Display	A	B	C	D	E	Fastener	Wt.(lb.)	Std. Pack
671485	671485-1	2-7/16"	7/8"	1"	1-7/16"	2-7/16"	#6 FH	.10 / .20	10 ea / 10 pr

Create a securing point for storing gear instantly. The Large Coat Hook installs with two #6 FH fasteners (not included). Constructed of corrosion resistant stamped 304 stainless steel.



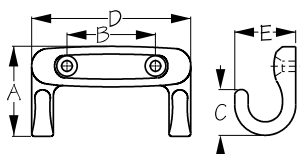
COAT HOOK - SINGLE

Investment Cast 316 Stainless Steel



Bulk	Display	A	B	C	D	E	Fastener	Wt.(lb.)	Std. Pack
671491	671491-1	1-7/16"	3/4"	3/4"	1-7/16"	1"	#8 FH	.06 / .12	5 ea

Single Coat Hook installs with two #8 FH fasteners (not included). Constructed of corrosion resistant investment cast 316 stainless steel.



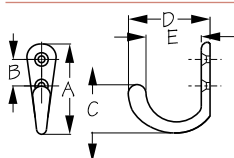
COAT HOOK - DOUBLE

Investment Cast 316 Stainless Steel



Bulk	Display	A	B	C	D	E	Fastener	Wt.(lb.)	Std. Pack
671492	671492-1	1-7/16"	1-7/16"	3/4"	2-9/16"	1"	#8 FH	.13 / .26	5 ea

Double Coat Hook creates a securing point for storing gear instantly. Constructed of corrosion resistant investment cast 316 stainless steel. Installs with two #8 FH fasteners (not included).



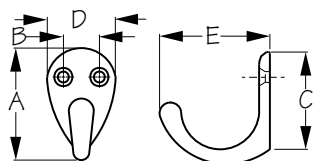
SINGLE COAT HOOK - SMALL

Cast Brass



Bulk	Display	A	B	C	D	E	Finish	Fastener	Wt.(lb.)	Std. Pack
671500	671500-1	2-1/16"	5/8"	1-1/8"	1-7/8"	1-1/4"	Chrome	#6 FH	.08 / .16	10 ea / 10 pr
671505	671505-1	2-1/16"	5/8"	1-1/8"	1-7/8"	1-1/4"	Brass	#6 FH	.08 / .16	10 ea / 10 pr

Small Single Coat Hooks create a securing point for storing gear instantly. Constructed of sand cast brass. Installs with two #6 FH fasteners (not included). Available in polished brass or chrome finish.



SINGLE COAT HOOK - LARGE

Cast Brass



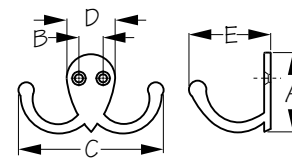
Bulk	Display	A	B	C	D	E	Finish	Fastener	Wt.(lb.)	Std. Pack
671501	671501-1	1-9/16"	1/2"	1-3/8"	1"	1-3/4"	Chrome	#6 FH	.06 / .12	10 ea / 10 pr
671506	671506-1	1-9/16"	1/2"	1-3/8"	1"	1-3/4"	Brass	#6 FH	.06 / .12	10 ea / 10 pr

Small Single Coat Hooks create a securing point for storing gear instantly. Constructed of sand cast brass. Installs with two #6 FH fasteners (not included). Available in polished brass or chrome finish.



DOUBLE COAT HOOK

Cast Brass



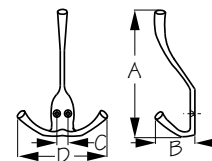
Bulk	Display	A	B	C	D	E	Finish	Fastener	Wt.(lb.)	Std. Pack
671510	671510-1	1-1/2"	1/2"	2-11/16"	7/8"	1-9/16"	Chrome	#6 FH	.08 / .16	10 ea / 10 pr
671515	671515-1	1-1/2"	1/2"	2-11/16"	7/8"	1-9/16"	Brass	#6 FH	.08 / .16	10 ea / 10 pr

Double Coat Hooks create a securing point for storing gear instantly. Constructed of sand cast brass. Installs with two #6 FH fasteners (not included). Available in polished brass or chrome finish.



TRIPLE COAT HOOK

Cast Brass



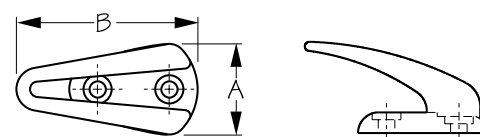
Bulk	Display	A	B	C	D	Finish	Fastener	Wt.(lb.)	Std. Pack
671520	671520-1	4-5/8"	1-7/16"	7/16"	2-13/16"	Chrome	#6 FH	.20	10 ea
671525	671525-1	4-5/8"	1-7/16"	7/16"	2-13/16"	Brass	#6 FH	.20	10 ea

Triple Coat Hooks create a securing point for storing gear instantly. Constructed of sand cast brass. Installs with two #6 FH fasteners (not included). Available in polished brass or chrome finish.



COAT HOOK

Injection Molded Nylon



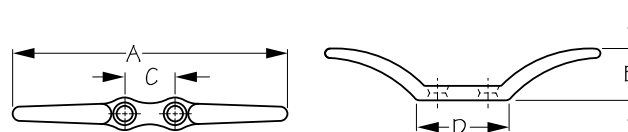
Bulk	Display	A	B	Color	Fastener	Wt.(lb.)	Std. Pack
672709	n/a	1"	2"	Black	#8 RH	.02	10 ea

This Coat Hook creates a securing point for storing gear instantly. Constructed of injection molded nylon. Installs with two #8 RH fasteners (not included).



TIE DOWN CLEAT

Zinc Chrome Plated



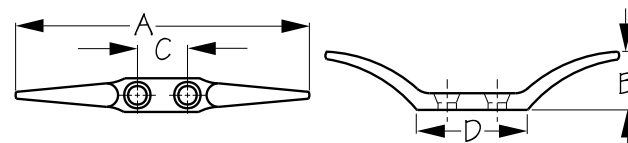
Bulk	Display	A	B	C	D	Fastener	Wt.(lb.)	Std. Pack
672100	672100-1	4-7/16"	7/8"	13/16"	1-9/16"	#10 FH	.07 / .14	10 ea / 10 pr

This Tie Down Cleat is designed for securing small diameter line. Great for flag halyards, awnings, radar reflectors, etc. Constructed of chrome plated zinc. Installs with two #10 FH fasteners (not included).



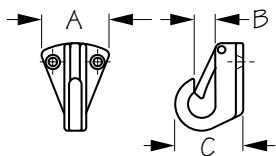
LINE CLEAT

Cast Brass



Bulk	Display	A	B	C	D	Fastener	Wt.(lb.)	Std. Pack
672110	672110-1	2-1/2"	1/2"	1/2"	1"	#6 FH	.03 / .06	10 ea / 10 pr
672115	672115-1	4-1/16"	3/4"	11/16"	1-1/2"	#8 FH	.06 / .12	10 ea / 10 pr

These Line Cleats are designed for securing small diameter line. Great for flag halyards, awnings, radar reflectors, etc. Constructed of cast brass. Installs with two FH fasteners (not included).



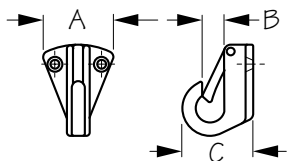
FENDER HOOK

Investment Cast 316 Stainless Steel



Bulk	Display	A	B	C	Fastener	Wt.(lb.)	Std. Pack
672410	n/a	1-5/16"	5/16"	1"	#8 FH	.07	10 ea

Fender Hooks can be used for quick and easy placement of fenders anywhere on your boat. For use with 5/16" line. Constructed of corrosion resistant investment cast 316 stainless steel. Installs with two #8 FH fasteners (not included).



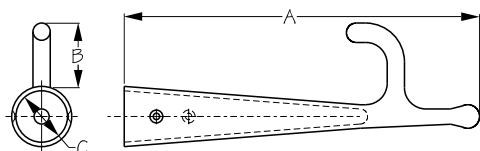
FENDER HOOK

Chrome Plated Sand Cast Brass



Bulk	Display	A	B	C	Fastener	Wt.(lb.)	Std. Pack
672510	672510-1	1-5/16"	5/16"	1"	#8 FH	.10	10 ea
672520	672520-1	1-5/16"	7/16"	1-5/16"	#8 FH	.13	10 ea

Fender Hooks can be used for quick and easy placement of fenders anywhere on your boat. For use with 5/16" or 7/16" line. Constructed of chrome plated sand cast brass. Installs with two #8 FH fasteners (not included).



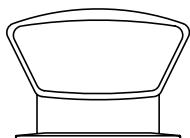
BOAT HOOK

Polished Cast Bronze



Bulk	Display	A	B	C	Fastener	Wt.(lb.)	Std. Pack
672800	672800-1	8-1/4"	1-1/2"	1-3/16"	#6 FH	1.00	1 ea

The traditional style Boat Hook tip is for use building a custom boat hook. Constructed of polished cast bronze. Installs with two #6 FH fasteners (not included).



LOW PROFILE COWL VENT/SNAP-ON DECK PLATE

Dip Molded PVC



Bulk	Display	Diameter	Height	Required Hole Size	Int. Color	Wt.(lb.)	Std. Pack
n/a	727130-3	3"	5"	3-3/4"	Red	.96	1 ea
727131	n/a	Replacement Cowl Only			Red	.83	1 ea
n/a	727132-3	3"	5"	3-3/4"	White	.96	1 ea
727133	n/a	Replacement Cowl Only			White	.83	1 ea
727139	n/a	Deck Plate Only		3-3/4"		.19	1 ea
n/a	727140-3	4"	5-7/8"	4-3/4"	Red	1.43	1 ea
727141	n/a	Replacement Cowl Only			Red	1.25	1 ea
n/a	727142-3	4"	5-7/8"	4-3/4"	White	1.43	1 ea
727143	n/a	Replacement Cowl Only			White	1.25	1 ea
727149	n/a	Deck Plate Only		4-3/4"		.28	1 ea

Low Profile Cowl Vents are designed for air intake or cabin ventilation when used in conjunction with a dorade box. Great for bilge ventilation with or without a blower. Ideal for applications where a taller vent would foul lines or restrict crew movement. Includes snap-on deck plate and cover for use in rough weather. Constructed of UV resistant dip molded PVC. Available with white or traditional red interior. Avoid contact with acetone or strong solvents.



STANDARD COWL VENT/SNAP-ON DECK PLATE

Dip Molded PVC



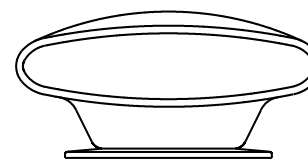
Bulk	Display	Diameter	Height	Required Hole Size	Int. Color	Wt.(lb.)	Std. Pack
n/a	727135-3	3"	7-3/4"	3-3/4"	Red	1.34	1 ea
727136	n/a	Replacement Cowl Only			Red	1.07	1 ea
n/a	727137-3	3"	7-3/4"	3-3/4"	White	1.34	1 ea
727138	n/a	Replacement Cowl Only			White	1.07	1 ea
n/a	727145-3	4"	9-1/4"	4-3/4"	Red	1.91	1 ea
727146	n/a	Replacement Cowl Only			Red	1.75	1 ea
n/a	727147-3	4"	9-1/4"	4-3/4"	White	1.91	1 ea
727148	n/a	Replacement Cowl Only			White	1.75	1 ea
727139	n/a	Deck Plate Only 3"				.19	1 ea
727149	n/a	Deck Plate Only 4"				.28	1 ea

Standard Cowl Vents are designed for air intake or cabin ventilation when used in conjunction with a dorade box. Great for bilge ventilation with or without a blower. Promotes passive air flow preventing mold and mildew keeping the boat interior smelling fresh. Includes snap-on deck plate and cover for use in rough weather. Constructed of UV resistant dip molded PVC. Available with a white or traditional red interior. Avoid contact with acetone or strong solvents.



LOW PROFILE COWL VENT/ECONOMY SNAP-ON DECK PLATE

Dip Molded PVC



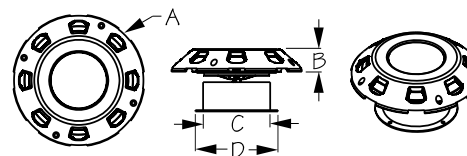
Bulk	Display	Diameter	Height	Required Hole Size	Wt.(lb.)	Std. Pack
n/a	727300-3	2-3/4"	3-1/2"	3-1/4"	.89	1 ea

Low Profile Cowl Vent with Economy Snap-On Deck Plate is designed for air intake or cabin ventilation when used with a dorade box. Great for bilge ventilation with or without a blower. Ideal for applications where a taller vent would foul lines or restrict crew movement. Includes economy snap-on deck plate and cover for use in rough weather. Constructed of UV resistant dip molded PVC. Available with a traditional red interior. Avoid contact with acetone or strong solvents.



MUSHROOM VENT

Formed 304 Stainless Steel/Injected Molded Nylon



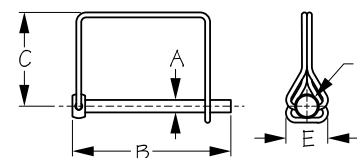
Bulk	Display	A	B	C	D	Finish	Wt.(lb.)	Std. Pack
n/a	727520-3	8"	1-3/4"	4"	5"	Stainless	.83	1 ea
n/a	727525-3	8"	1-3/4"	4"	5"	Dark Gray	.63	1 ea

These Mushroom Vents provide passive ventilation for your cabin by reducing stagnant air, mold, and mildew without opening a hatch. Fully adjustable with a manual knob. Translucent center provides additional light down below. O-ring and gasket prevent water ingress. Trim piece provided for thru deck installations. 4" hole required. Constructed of injection molded nylon with a nylon or formed 304 stainless steel cover.



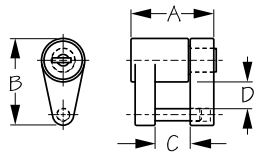
COUPLER PIN

Electro-Galvanized Steel




Bulk	Display	A	B	C	D	E	Wt.(lb.)	Std. Pack
751010	751010-1	1/4"	3"	1-13/16"	7/16"	13/16"	.07	10 ea
751011	751011-1	5/16"	3"	2"	5/8"	7/8"	.07	10 ea

Square Coupler Pins add an additional level of security, preventing accidental uncoupling while in transit to better protect your trailer. The snap lock bale is spring tensioned for stronger holding power. Fits most coupler sizes. Constructed of electro-galvanized steel for corrosion resistance.



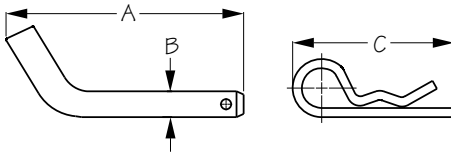
COUPLER LOCK - TWO PIECE

Brass Plated Zinc



Bulk	Display	A	B	C	D	Wt.(lb.)	Std. Pack
751030	751030-1	1-11/16"	1-13/16"	3/4"	9/16"	.34	10 ea

The Two Piece Coupler Lock is designed for theft deterrence, while adding an additional level of security preventing accidental uncoupling while in transit. The two-piece design affords better access in hard to reach places. Fits most coupler sizes. Includes two keys. Constructed of corrosion resistant brass plated zinc.



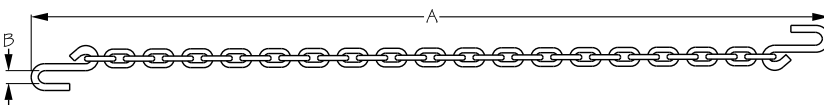
RECEIVER PIN WITH CLIP

Zinc Plated Steel



Bulk	Display	A	B	C	Wt.(lb.)	Std. Pack
751062	751062-1	4-3/4"	5/8"	3-1/8"	.50	10 ea
OP75106	n/a	Replacement Clip			.02	10 ea

The Receiver Pin with Clip ensures your ball mount or other hitch mounted accessories stay securely engaged to your trailer hitch. Hitch pin clip included. Corrosion resistant zinc plated steel construction.



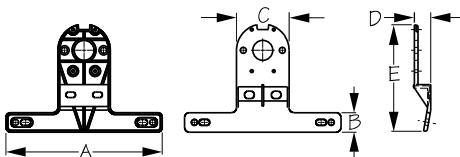
TRAILER CHAIN

Zinc Plated Steel



Bulk	Display	A	B	Chain Link Size	Class	Wt.(lb.)	Std. Pack
n/a	752010-1	44-1/2"	13/16"	1/4"	2 (3,500 lb.)	2.66	1 ea

Use this Trailer Chain between your trailer and vehicle as an added layer of security to prevent separation if trailer inadvertently comes off trailer ball. Secures with S-hooks on both ends. Constructed of zinc plated steel.



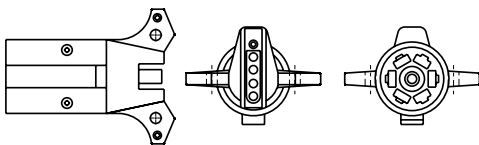
TRAILER LICENSE PLATE BRACKET

Injection Molded Nylon



Bulk	Display	A	B	C	D	E	Wt.(lb.)	Std. Pack
753250	n/a	8"	1"	2-11/16"	13/16"	5-9/16"	.25	1 ea

The Trailer License Plate Bracket can be used to add a new or replace a broken license plate bracket. Fits most standard tail lights. Required installation fasteners are application dependent and not included. Constructed of UV resistant injection molded nylon.



7 TO 5 TRAILER PLUG ADAPTER

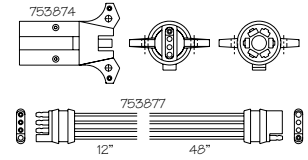
Injection Molded PVC



Bulk	Display	Description	Wt.(lb.)	Std. Pack
n/a	753864-1	Trailer Plug Adapter 7 to 5	.22	10 ea

4-WIRE TRAILER ACCESSORIES

Injection Molded PVC

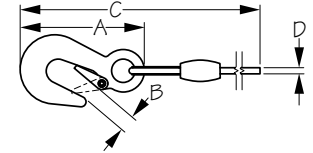


Bulk	Display	Description	Wt.(lb.)	Std. Pack
n/a	753874-1	Trailer Plug Adapter 7 to 4	.16	10 ea
n/a	753877-1	Trailer Plug Kit (Male & Female) 12" & 48"	.12	10 ea

Trailer plug kit wire is 16 gauge.

TRAILER WINCH CABLE

Galvanized Cable/Electro-Galvanized Forged Steel



Bulk	Display	A	B	C	D	Wt.(lb.)	Std. Pack
755220	755220-1	3-7/8"	11/16"	20'	3/16"	2.06	10 ea

The Trailer Winch Cable features 20' of 3/16" galvanized cable and includes a Utility Snap (155822). Rated at 5,000 lbs. breaking strength. Constructed of galvanized cable with electro-galvanized forged steel hook.

SEADOG[®]LINE

QUALITY MARINE GEAR

GOT SEA-DOG IN YOUR TOOLBOX?





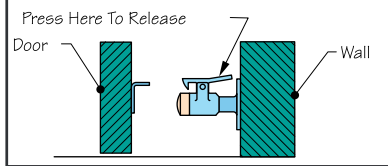
Part Numbers	Drawing #
048210, 048270	1
182608	4
151060, 151065, 151082, 151087, 151550, 151565	8
159103, 159502	5
221710, 222710	2
321000	4
321291, 321295	10
321402	13
321650, 321660	11
321660, 321670	12
321850	14
322270	7
324380	3
325950	17
327150	18
327160	19
327175	15
327234-1	21
182608, 328068, 328074	6
336140	9
364135	20
561010-1	16

Instruction Reference

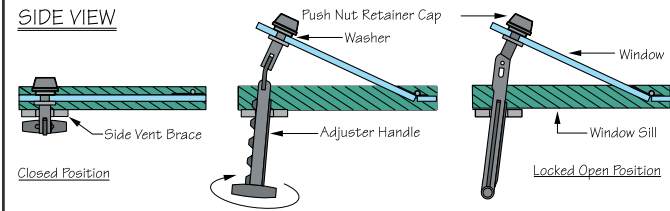
1 048210, 048270



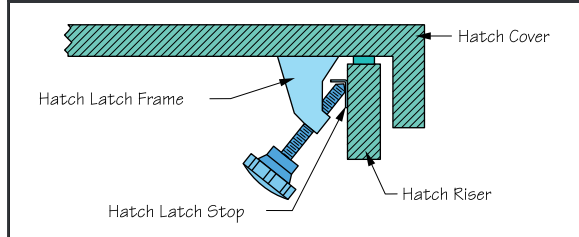
2 221710, 222710



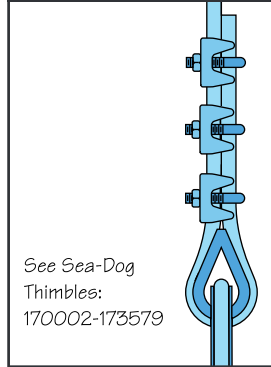
3 324380



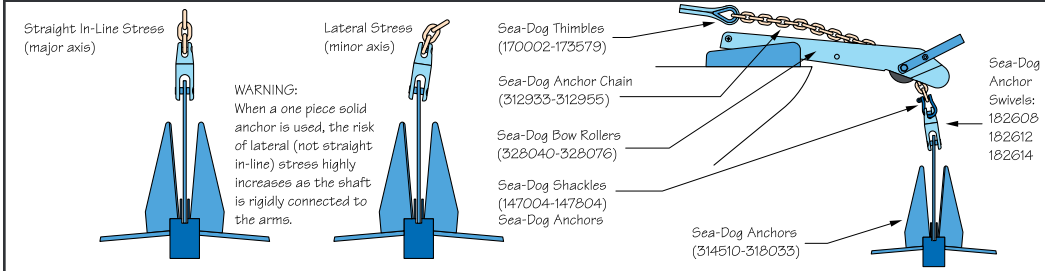
4 321000



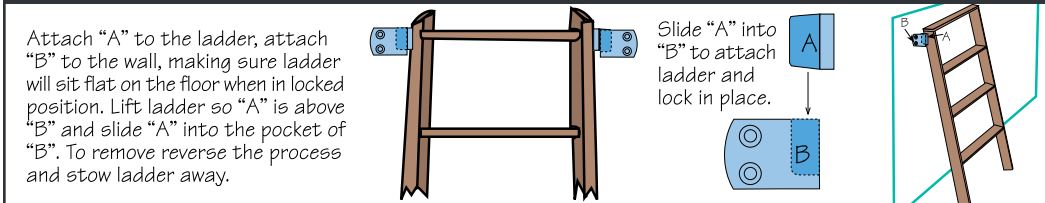
5 159103, 159502




6 182608, 328068, 328074




7 322270



8 151060, 151065, 151082, 151087, 151550, 151565




Key Lock System



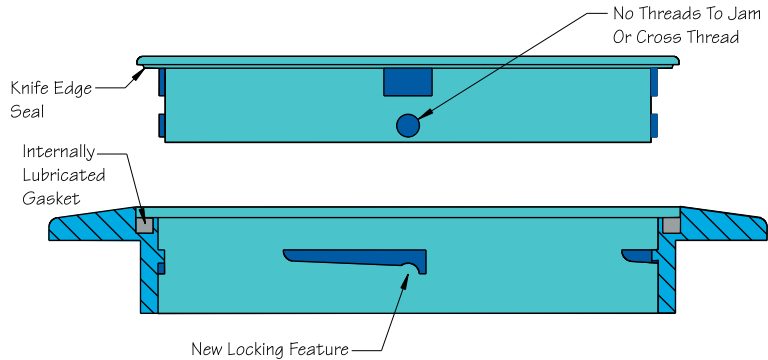
No Hooking Points
No Sharp Edges

Other Types Of Closing Devices On Snaps



2 Hooking Points
2 Sharp Edges

9 336140



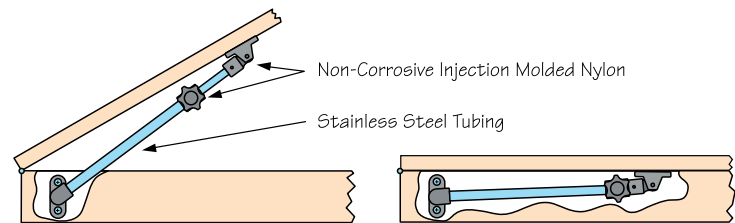
No Threads To Jam Or Cross Thread

Knife Edge Seal

Internally Lubricated Gasket

New Locking Feature

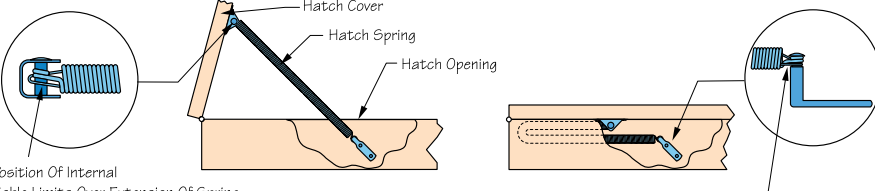
10 321291, 321295



Non-Corrosive Injection Molded Nylon

Stainless Steel Tubing

11 321650, 321660



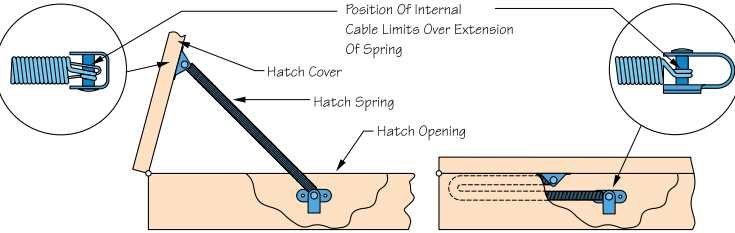
Hatch Cover

Hatch Spring

Hatch Opening

Position Of Internal Cable Limits Over Extension Of Spring

12 321660, 321670



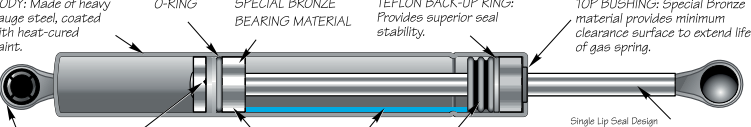
Position Of Internal Cable Limits Over Extension Of Spring

Hatch Cover

Hatch Spring

Hatch Opening

13 321402



BODY: Made of heavy gauge steel, coated with heat-cured paint.

O-RING

SPECIAL BRONZE BEARING MATERIAL

TEFLON BACK-UP RING: Provides superior seal stability.

TOP BUSHING: Special Bronze material provides minimum clearance surface to extend life of gas spring.

COMPOSITE END FITTINGS: Provide superior performance to metal fittings, without corrosion or rust.

SELF-CLEANING ORIFICE: Automatically opens during each spring compression cycle to keep it clear and free flowing.

PISTON ASSEMBLY: Provides precise control during the extension stroke.

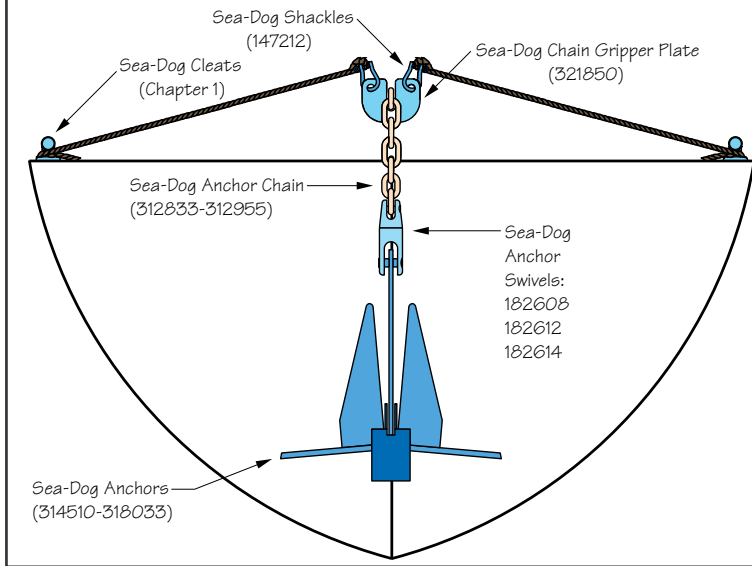
HYDRAULIC FLUID: Specially formulated to provide end-of-travel damping. Adjusts gas volume to fine tune spring pressure.

PATENTED MULTI-LOBE SEAL: Provides vastly superior sealing footprint, toleration of shaft imperfections, vibration and temperature variations over single lip seal designs.

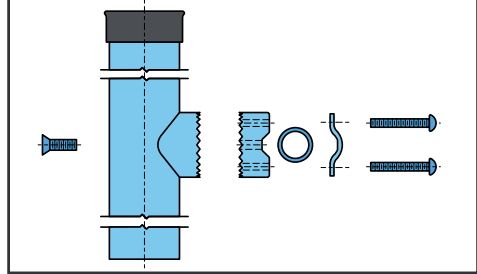
SHAFT: The shaft is made of steel with a proprietary hard chromium plating, ground and polished to a smooth non-porous surface for leak-free dynamic sealing.

Single Lip Seal Design

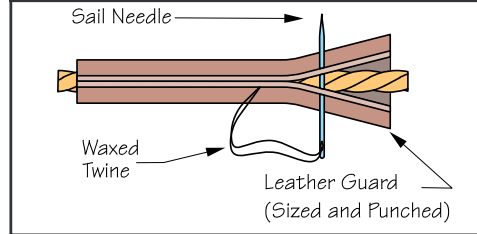
14 321850



15 327175

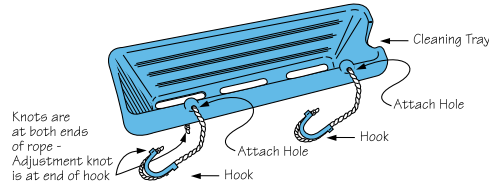


16 561010-1

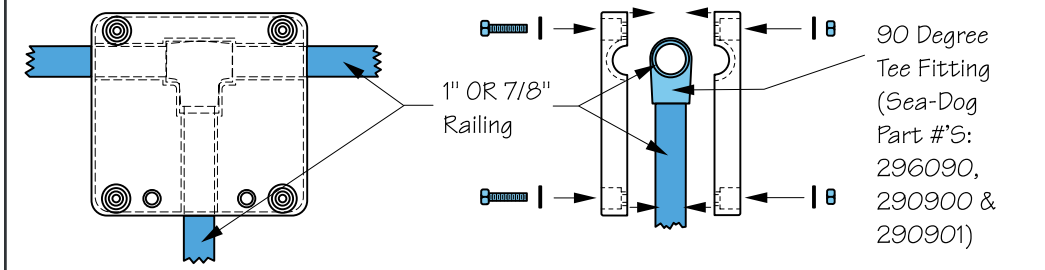


17 325950

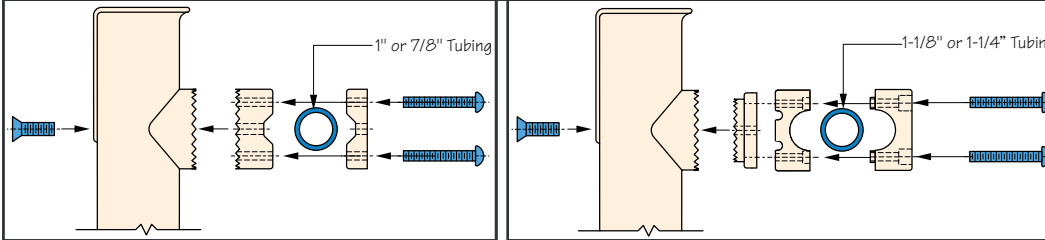
- Can be adapted to different mounting situations by simply changing the position of the adjustment knots.
- Lightweight and portable
- Strong, high impact polypropylene



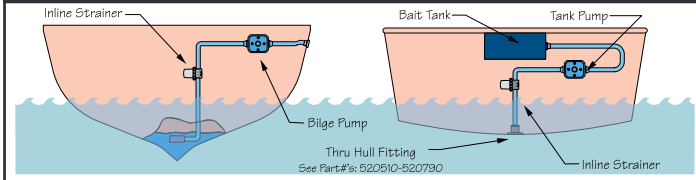
18 327150



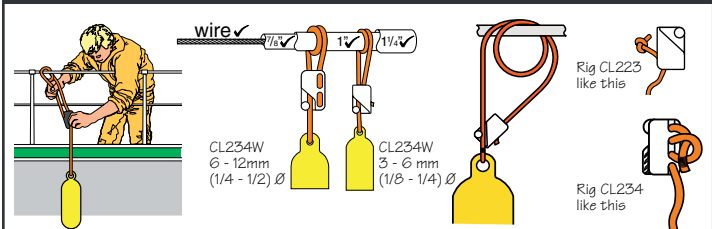
19 327160



20 364135



21 327234-1



The White CL223W and CL234W are ideal for hanging and adjusting fenders. Advantages are:
 • Fits all sizes of rail and guard wires.
 • Cleat stays on fender rope - nothing to lose.
 • Easy to hang fender - simple to adjust.

Wrapping the rope twice round the rail stops the fender sliding along the rail.

SEADOG[®]LINE

QUALITY MARINE GEAR



2021

SUPPLEMENT

Sea-Dog does not sell to the general public – we only sell to boat builders and wholesalers.

-1s, -2s, -3s, & -5s

Items available in retail display packaging are identified with a -1, -2, -3, and -5 after the Sea-Dog part number. More specifically:

- 1 Hanging card, bagged with header card, or in a clamshell
- 2 Higher quantity display packaging
- 3 Full color box
- 5 Point of Purchase (POP) display: clear container with set number of that item.

Why are Proposition 65 warnings in our Sea-Dog catalog?

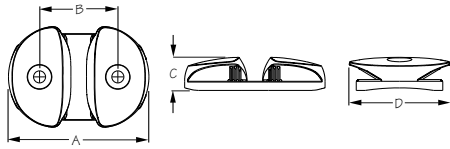
We at Sea-Dog strive to do the right thing as a responsible manufacturer. While no changes have been made to our products that have been in our catalog for years, and even though the Prop 65 label is only a California requirement, Sea-Dog Line, out of an abundance of caution, is labeling all Prop 65 items regardless of their intended destination.

So, as part of California's Right to Know, you will see Prop 65 warnings on some of our product packaging, in our catalog, and on our web site.

Prop 65 was enacted in 1986 for California only. Its intent was to protect drinking water sources from being contaminated with chemicals known to cause cancer, birth defects, or other reproductive harm. Since its inception, it has grown to include approximately 1000 chemicals, many of which are found in common household items.

Labeled products for Sea-Dog predominantly fall into three categories as pertains to Prop 65: Those containing brass, those with a galvanized finish, or those containing PVC. All brass contains lead, as does galvanizing solution. PVC, commonly used in wiring products, contains vinyl chloride. Both of these substances are listed as chemicals known to the state of California to cause cancer or reproductive toxicity.





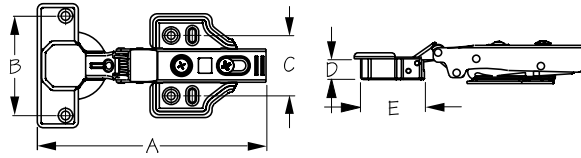
ZIG CLEAT

Injection Molded Nylon



Bulk	Display	A	B	C	D	Line Size	Fastener	Wt.(lb.)	Std. Pack
043550	043550-1	2-3/8"	1-5/16"	1/2"	1-11/16"	1/4"	#10 FH	.04	10 ea

Designed for easy, one-handed adjustability, this fastening point features enough holding power for burgees, small flags and other cord line quick secure accessories but without the extra line weaves of a horn-style cleat



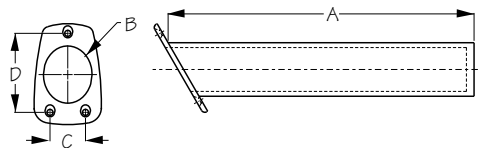
SOFT CLOSE CONCEALED CABINET HINGE

Stamped 304 Stainless Steel



Bulk	Display	A	B	C	D	E	Material	Fastener	Wt.(lb.)	Std. Pack
201964	201964-1	4-9/16"	2-1/16"	1-1/4"	1/2"	1-5/16"	Stainless	#8 FH	.22 / .44	10 ea / 5 pr

This Soft Close Concealed Hinge is designed to keep the hinge out of sight when the door is closed. Silent and smooth closure. Constructed of corrosion resistant stamped 304 stainless steel. Installs with four #8 FH fasteners (not included).




NARROW GUNNEL ROD HOLDER WITH STAINLESS TOP

Investment Cast 316 Stainless/Injection Molded ABS




Bulk	Display	A	B	C	D	Finish	Fastener	Wt.(lb.)	Std. Pack
325065	325065-1	10"	1-5/8"	2-3/16"	3-1/4"	Stainless	#10 FH	.38	8 ea

This Narrow Gunnel Flush Mount Rod Holder with Stainless Top is designed for narrow gunnel applications. Accommodates rods up to 1-5/8" in diameter. Features a 30° angle. Constructed of UV resistant injection molded ABS with highly polished investment cast 316 stainless top. Installs with three #10 FH fasteners (not included).



4-ROD STORAGE RACK

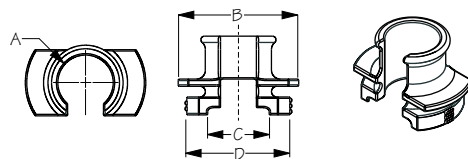
Polypropylene



Bulk	Display	A	B	C	D	Fastener	Wt.(lb.)	Std. Pack
n/a	325624-1	10-7/16"	1-1/2"	15-1/8"	3"	#8 FH	.98	4 pr

Constructed of extremely durable, high-strength UV resistant polypropylene. For horizontal and overhead installation. Rods are secured with bungee cord attachment. Installs with twelve #8 FH fasteners (included).

⚠WARNING: Cancer and Reproductive Harm -



Injection Molded Nylon



Bulk	Display	A	B	C	D	Wt.(lb.)	Std. Pack	
357393	357393-1	1"	1-3/4"	1-5/16"	1-9/16"	.02	10 ea	
n/a	357393-5	Display POP-Water Hose Lock For Deck Fills-20 pcs.					.04	1 ea



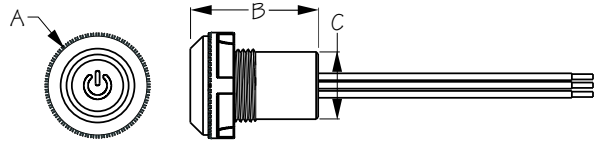
Hose Klip™ Water Hose Lock stops your hose from coming out of deck fill during filling. Compression fitting locks into place for hands free operation. Fits most 1-1/2" deck fills. Patent Pending.





LED PUSH BUTTON ON/OFF SWITCH

Aluminum/Injection Molded Nylon



Bulk	Display	A	B	C	Max Amps	Volts	Wt.(lb.)	Std. Pack
403065	403065-1	1-3/16"	1-7/16"	1-7/8"	20A @ 12 VDC	12-24	.25	10 ea

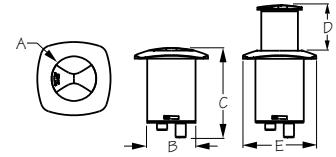
LED Push Button On/Off Switch is prewired for easy installation. Typically wired so LED ring lights up blue when pushing the center button, energizing the circuit. Push button constructed of aluminum with clear water resistant nylon boot. 20A max. 12-24 VDC. IP67 waterproof rating.

⚠WARNING: Cancer and Reproductive Harm



AURORA LED POP-UP TABLE LIGHT – SHORT

Investment Cast 316 Stainless Steel/ABS



Bulk	Display	A	B	C	D	E	Lumens	Volts	Wt.(lb.)	Std. Pack
n/a	404605-3	2-3/8"	2-5/8"	6"	2-3/4"	3-15/16"	500	12-24	.50	1 ea

Aurora LED Pop-Up Table Light automatically switches on with a simple twist of the cap, allowing the light to pop-up to 2-3/4" high, ready to use. Push the cap down, twist to lock, and the light switches off and disappears into a table or deck. Can be used with LED Touch Dimmer Switch (403061-1). Cap and bezel constructed of corrosion resistant investment cast 316 stainless steel. Installs with #10 FH fasteners (included). Produces 500 lumens. 12-24 VDC. IP67 waterproof rating.

Also available with 5-1/2" pop-up height (404610-3).

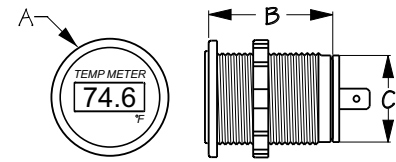


⚠WARNING: Cancer and Reproductive Harm



TEMPERATURE METER

Injection Molded Nylon



Bulk	Display	A	B	C	Volts	Temp Range	Wt.(lb.)	Std. Pack
421618	421618-1	1-7/16"	1-1/16"	1-1/8"	12-24	-67°F to 248°F	.02	5 ea

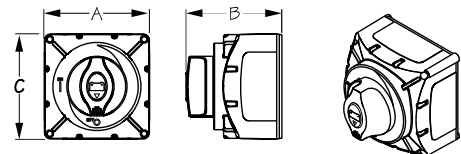
Temperature Meter includes a prewired temperature sensor with a 6' cable. Monitors temperature on a bright LED screen. Reverse polarity protected. Same compact round size as a standard 12 VDC receptacle, this Temperature Meter supports many installation options. Constructed of injection molded nylon. Installation is as easy as drilling a 1-1/8" hole, inserting the socket body, tightening the locking nut, and connecting the wires. 12-24 VDC. IP67 waterproof rating.

⚠WARNING: Cancer and Reproductive Harm



BATTERY SWITCH - HEAVY DUTY

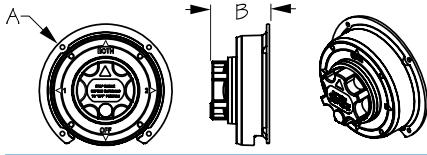
Machined Brass/Injection Molded Nylon



Bulk	Display	A	B	C	Function	Volts	Amps	Stud Diameter	Wt.(lb.)	Std. Pack
422766	422766-1	4"	4"	3-5/8"	Off/On	48	380	7/16"	1.20	1 ea

This Heavy Duty Battery selector switch has 380A continuous and 2000A cranking amps, giving it the power to start a large single or dual diesel engine. Can be surface or rear panel mounted. Ignition protected. Safe for installation on gasoline powered boats. Constructed of injection molded nylon with machined brass contacts. Installs with four #10 RH fasteners (not included).

⚠WARNING: Cancer and Reproductive Harm



BATTERY SWITCH

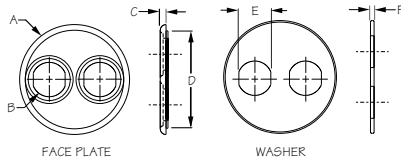
Machined Brass/Injection Molded Nylon



Bulk	Display	A	B	Function	Volts	Amps	Stud Diameter	Fastener	Wt.(lb.)	Std. Pack
422780	422780-1	6-3/8"	2-1/2"	Off/1/Both/2	36	300	3/8"	#10 RH	1.25	1 ea
422781	422781-1	6-3/8"	2-1/2"	On/Off	36	300	1/2"	#10 RH	1.43	1 ea

Battery disconnect and selector switches either switch a single battery to a single load group or isolates and/or combines two battery banks. Can be surface or rear panel mounted. Ignition protected. Safe for installation on gasoline powered boats. Constructed of injection molded nylon with machined brass contacts. Installs with four #10 RH fasteners (not included).

⚠WARNING: Cancer and Reproductive Harm



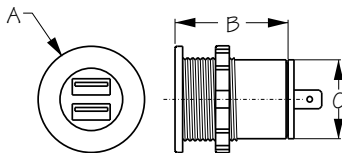
INSTRUMENT HOLE ADAPTER 4" FOR SOCKETS & METERS

Injection Molded Nylon



Bulk	Display	A	B	C	D	E	F	Color	Wt.(lb.)	Std. Pack
426103	426103-1	3-3/4"	1-3/16"	3/16"	3-3/8"	1-1/16"	1/8"	Black	.06	5 ea
426104	426104-1	3-3/4"	1-3/16"	3/16"	3-3/8"	1-1/16"	1/8"	White	.06	5 ea

This Instrument Hole Adapter allows you to replace an unused 4" gauge with two new 1-1/8" gauges. Installs by placing the face plate in front of the dashboard then inserting the socket/meter in the hole with the washer behind. The assembly is held in place by the socket/meter nut for a clean finished look. Constructed of UV resistant injection molded nylon.



DOUBLE USB POWER SOCKET

Aluminum/Injection Molded Nylon




Bulk	Display	A	B	C	Volts	Total Output	Finish	Wt.(lb.)	Std. Pack
n/a	426504-1	1-7/16"	1-1/2"	1-1/16"	9-32	5V/4.8A	Red Anodized	.06	5 ea

This Double USB Power Socket (Red) is capable of charging two devices simultaneously. The total output 4.8A load is split 2.4A per side as needed. Enough power to charge phones, pads, and tablets quickly and efficiently. Protective dust cap extends the life of the charger. Constructed of aluminum and injection molded nylon with terminal spade contacts. Machined round aluminum with no D flats. Installation is as easy as drilling a 1-1/8" hole, inserting the socket body, tightening the locking nut, and connecting the wires. Also fits Sea-Dog® Power Socket Shell (426100) and Mounting Bracket (426105). Output DC 5V/4.8A. Input 9-32 VDC. IP65 rating.

⚠WARNING: Cancer and Reproductive Harm

SAE POWER CABLE

Injection Molded PVC



Bulk	Display	A (Length)	Volts	Max Amps	Wire Gauge	Wt.(lb.)	Std. Pack
n/a	426901-1	12" (1')	12-24	20A @ 12V	14 AWM	.11	10 ea
n/a	426903-1	36" (3')	12-24	20A @ 12V	14 AWM	.17	10 ea
n/a	426906-1	72" (6')	12-24	20A @ 12V	14 AWM	.26	5 ea
n/a	426912-1	144" (12')	12-24	20A @ 12V	14 AWM	.44	5 ea

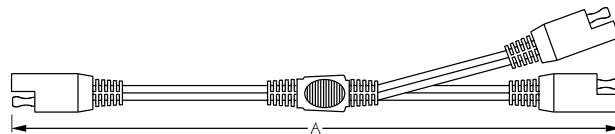
Polarized Electrical Connector is an SAE type, two-prong plug and socket connector set. 14-gauge duplex wire. 20A. 12-24 VDC.

⚠WARNING: Cancer and Reproductive Harm



SAE POWER CABLE Y-SPLITTER

Injection Molded PVC



Bulk	Display	A (Length)	Volts	Max Amps	Wire Gauge	Wt.(lb.)	Std. Pack
n/a	426920-1	12"	12-24	20A @ 12V	14 AWM	.15	10 ea

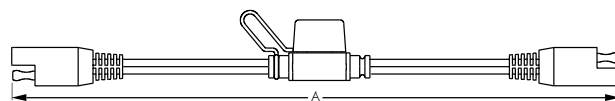
Polarized Electrical Connector is an SAE type, two-prong plug and socket connector set. Y-Splitter. 14-gauge duplex wire. 20A. 12-24 VDC.

⚠WARNING: Cancer and Reproductive Harm



SAE POWER CABLE ATO/ATC INLINE FUSE HOLDER

Injection Molded PVC



Bulk	Display	A (Length)	Volts	Max Amps	Wire Gauge	Wt.(lb.)	Std. Pack
n/a	426925-1	12"	12-24	20A @ 12V	14 AWM	.15	10 ea

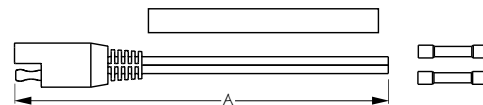
Polarized Electrical Connector is an SAE type, two-prong plug and socket connector set. Features an ATO/ATC inline fuse holder. 14-gauge duplex wire. 20A. 12-24 VDC.

⚠WARNING: Cancer and Reproductive Harm



SAE POWER CABLE POWER PLUG KIT

Injection Molded PVC



Bulk	Display	A (Length)	Volts	Max Amps	Wire Gauge	Wt.(lb.)	Std. Pack
n/a	426930-1	6"	12-24	20A @ 12V	14 AWM	.08	10 ea

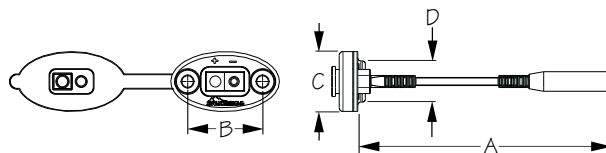
Polarized Electrical Connector is an SAE type, two-prong plug and socket connector set. 14-gauge lead wire with bullet-type contact pins. Includes two plugs, four heat shrink tubes, and four butt connectors. 20A. 12-24 VDC.

⚠WARNING: Cancer and Reproductive Harm



SAE POWER SOCKET - FRONT MOUNT

Injection Molded PVC



Bulk	Display	A	B	C	D	Volts	Max Amps	Wire Gauge	Wt.(lb.)	Std. Pack
n/a	426950-1	5"	1-1/4"	1"	3/4"	12-24	20A @ 12V	14 AWM	.18	10 ea

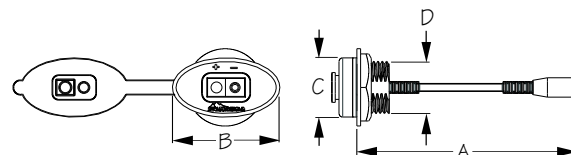
Polarized Electrical Connector is an SAE type, two-prong plug and socket connector set. Great for solar panel connections. 14-gauge duplex wire. Installs with two #10 FH screws (not included). 20A. 12-24 VDC.

⚠WARNING: Cancer and Reproductive Harm



SAE POWER SOCKET - BACK NUT MOUNT

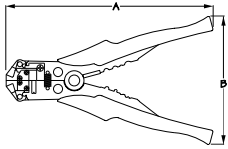
Injection Molded PVC



Bulk	Display	A	B	C	D	Volts	Max Amps	Wire Gauge	Wt.(lb.)	Std. Pack
n/a	426955-1	5"	1-13/16"	1"	7/8"	12-24	20A @ 12V	14 AWM	.18	10 ea

Polarized Electrical Connector is an SAE type, two-prong plug and socket connector set. Great for solar panel connections. 14-gauge duplex wire. Installation is as easy as drilling a 7/8" hole, inserting the socket body, tightening the locking nut, and connecting the wires. 20A. 12-24 VDC.

⚠WARNING: Cancer and Reproductive Harm



MULTI-FUNCTION WIRE STRIPPER & CRIMPER

Powder Coated Steel



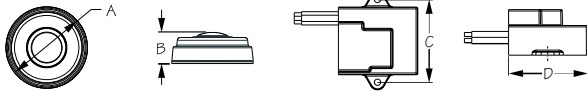
Bulk	Display	A	B	Wt.(lb.)	Std. Pack
n/a	429940-1	8"	4"	.61	1 ea

This professional grade Multi-Function Wire Stripper & Crimper tool is three tools in one. It strips, crimps, and cuts 24-10 gauge wire with ease. Constructed of powder coated steel. A great addition to any tool box!

⚠WARNING: Cancer and Reproductive Harm

REMOTE WIRELESS HORN BUTTON - STEERING WHEEL MOUNT

Injection Molded Nylon



Bulk	Display	A	B	C	D	Volts	Amps	Fasteners	Wt.(lb.)	Std. Pack
n/a	431050-3	2-15/16"	7/8"	2-1/4"	1-1/4"	12	20	#8 FH	.05	1 ea

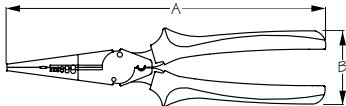


Remote Wireless Horn Button activates by pushing button transmitter to send a signal to the receiver to activate your existing horn. Receiver connects to your existing horn switch wiring for an easy installation. Transmitter button is powered by a CR2032 battery (included) and installs to wheel center cap either by double back tape or two #8 fasteners (included). 12V, 20A Max.

⚠WARNING: Cancer and Reproductive Harm

MULTI-FUNCTION NEEDLE NOSE WIRE STRIPPER AND CRIMPER

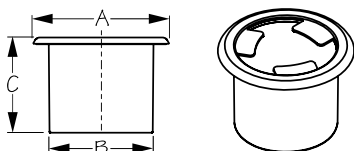
Powder Coated Steel



Bulk	Display	A	B	Wt.(lb.)	Std. Pack
n/a	563152-1	8-1/2"	2"	.62	1 ea

This handy multi-tool includes needle nose pliers, cutters, wire strippers and crimper. Constructed of corrosion resistant powder coated steel. A must have for every tool bag!

⚠WARNING: Cancer and Reproductive Harm



CAPTIVE DRINK HOLDER WITH BEZEL

Investment Cast 316 Stainless/ABS/Rubber

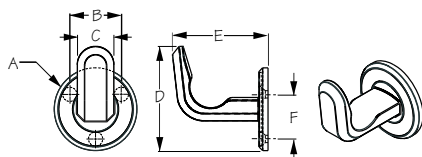


Bulk	Display	Hole Required	A	B	C	Fastener	Bezel	Wt.(lb.)	Std. Pack
588090	588090-3	3-5/8"	4-7/8"	3-5/8"	3-3/8"	#10 FH	Black ABS	.16	8 ea / 1 ea
588095	588095-3	3-5/8"	4-7/8"	3-5/8"	3-3/8"	#10 FH	Polished 316 Stainless	.25	8 ea / 1 ea



Captive Drink Holder with bezel features rubber grippers to help secure your drink. The bezel covers fasteners for clean look. 588095 has an investment cast 316 stainless bezel. Installs with three #10 FH fasteners (only included in the -3 versions).

⚠WARNING: Cancer and Reproductive Harm



COAT HOOK - HEAVY DUTY

Investment Cast 316 Stainless Steel



Bulk	Display	A	B	C	D	E	F	Fastener	Wt.(lb.)	Std. Pack
671495	671495-1	2-1/4"	1-3/8"	1"	3"	2-5/8"	1-3/16"	#8 FH	.62	5 ea / 1 ea


Heavy Duty Coat Hook creates a great securing point for storing gear. Constructed of corrosion resistant investment cast 316 stainless steel. Installs with three #8 FH fasteners (not included). Fasteners are covered by a stainless plate for a clean look.

NEW Merchandising Panels

GLASS FUSES & HOLDERS

916057

A comprehensive selection of top selling AGC style glass fuses and fuse accessories including inline fuse holders, terminal blocks, and a five-toggle switch panel.



⚠ WARNING: Cancer and Reproductive Harm

BLADE FUSES & HOLDERS

916058

Features the most popular ATO/ATC style blade fuses in a wide range of sizes and packaging options, as well as inline fuse holders and LED light-up fuse blocks.




⚠ WARNING: Cancer and Reproductive Harm

BREAKERS, BARS, & BLOCKS

916059

Includes a full array of the most commonly used buss bars, breakers, and terminal blocks in one location to conveniently serve your customer's needs.



⚠ WARNING: Cancer and Reproductive Harm

COURTESY LIGHTS

916060

A wide selection of LED courtesy, strip and accent lights designed to provide low profile ambient lighting.

Elegant styling in a variety of colors these lights will compliment any décor.



⚠ WARNING: Cancer and Reproductive Harm

TASK LIGHTS

916061

Clean styling make these LED task lights the attractive and functional choice for cabins, berths, heads, lockers, and more.



⚠ WARNING: Cancer and Reproductive Harm

TOOLS

916062

A broad selection of Sea-Dog's top-selling tools including cutters, crimpers, pliers, and more.

A must for every tool box and great gift ideas for any boater.



⚠ WARNING: Cancer and Reproductive Harm