



GOLF CART HEATER MH4GC

WHAT SIZE PROPANE TANK CAN I USE?

Only use 1lb bottles with this heater.

HOW LONG DOES IT OPERATES ON A 1LB CYLINDER?

It operates up to 5.5 hours on a 1lb cylinder.

CAN I USE THIS HEATER INDOORS?

This heater is for outdoor use only.

ARE THERE ANY SAFETY FEATURES I SHOULD KNOW ABOUT?

Heater has an Oxygen Depletion Sensor, a Tip-Over Switch, and there is a wind resistant protective screen.


I HEAR A RATTLING NOISE WHEN I MOVE MY HEATER. IS SOMETHING BROKEN?

The sound you hear is the ball bearing in the tip-over switch. When this ball is moved too far, it will stop the flow of propane and cause the flame to go out.

I CANNOT GET A PILOT FLAME, WHAT CAN I DO?

Clean the pilot assembly. To get to the pilot assembly you have to remove the four screws on the back of the heater.


1. Remove the grill. It is held in by tension and there are three small prongs. Pop them out either with your fingers or a small screw driver.




2. Remove the 4 screws behind the head of the heater with a Phillips head screwdriver.




GOLF CART HEATER MH4GC



3. Remove the guard and the ring then pull back on the windshield to reveal the pilot assembly.



4. Using a cotton swab soaked in rubbing alcohol, twist the swab into the pilot tube 2 inches to the bottom of the tube. Let it soak for 20 seconds, and twist while removing. Follow by blowing through a straw into the hole to remove any remains.



It may take a couple tries to clear out a blockage or insects for the pilot flame to work.