



MING'S MARK

2017 PRODUCT CATALOG





ABOUT US

MING'S MARK INC.

Ming's Mark, Inc. is an international wholesale and trading company. Ming's Mark designs and manufactures products for such brands as: Green Long Life, Green Value LEDs, Power Tech-On, Stylish Camping, and GoWISE USA. Our mission is to offer the highest quality and value lifestyle products that ensure consumers will save money, while also saving the Earth.



| | |
|-----------------------------|----|
| Camping chairs/back support | 3 |
| Reversible mats | 5 |
| Collapsible food covers | 13 |



| | |
|--------------------|----|
| Bug zapper/Killers | 14 |
|--------------------|----|



| | |
|-----------|----|
| RV lights | 16 |
|-----------|----|



| | |
|-------------------|----|
| RV lights | 18 |
| Decoration lights | 21 |



| | |
|-----------------|----|
| Power inverters | 23 |
| RV adapters | 24 |
| RV cords | 27 |



| | |
|--------------------------|----|
| Flashlights/worklights | 28 |
| Cookware | 31 |
| Electric Air fryer | 33 |
| Electric Pressure Cooker | 34 |
| Healthcare | 37 |

DIRECTOR CHAIR

(SL-1204) Aluminum frame, 600D polyester fabric w/ side table, cup holder & accessory pockets



SL-1204 BROWN



SL-1204 BLACK FLAG



SL-1204 BLUE



SL-1204 GREEN



SL-1204 BURGUNDY

PRODUCT

| | | | |
|--------|---------|----------|---------|
| SEAT | W 19.8" | D 16.0" | H 18.9" |
| OPEN | W 34.8" | D 19.5" | H 32.7" |
| FOLDED | W 18.5" | D 6.0" | H 32.6" |
| WEIGHT | 8 LB | CAPACITY | 300 LB. |

CASE

| | | | |
|--------|---------|---------|-----------|
| SIZE | W 32.3" | D 16.4" | H 20.8" |
| WEIGHT | 34 LB | QTY. | 4 PC/CASE |

HEAVY DUTY DIRECTOR CHAIR

(SL-1214/SL-1215) Aluminum frame, 800D polyester fabric w/ side table and cup holder



SL-1215 BURGUNDY



SL-1214 BLACK



PRODUCT

| | | | |
|--------|---------|----------|---------|
| SEAT | W 20.5" | D 18.0" | H 20.0" |
| OPEN | W 37.0" | D 22.1" | H 36.8" |
| FOLDED | W 21.8" | D 6.9" | H 36.8" |
| WEIGHT | 10 LB | CAPACITY | 350 LB. |

CASE

| | | | |
|--------|---------|--------|-----------|
| SIZE | W 37.3" | D 6.3" | H 12.0" |
| WEIGHT | 11.6 LB | QTY. | 1 PC/CASE |



ROCKING DIRECTOR CHAIR

(SL-1205) Aluminum frame, 800D polyester fabric w/ accessory pockets



SL-1205 BLACK



SL-1205 BROWN



SL-1205 BURGUNDY

| | | | | |
|---------|--------|---------|----------|-----------|
| PRODUCT | SEAT | W 19.5" | D 16.5" | H 17.5" |
| | OPEN | W 24.5" | D 27.9" | H 33.0" |
| | FOLDED | W 27.9" | D 7.0" | H 33.0" |
| | WEIGHT | 6.4 LB | CAPACITY | 250 LB. |
| CASE | SIZE | W 34.6" | D 5.0" | H 29.3" |
| | WEIGHT | 8.8 LB | QTY. | 1 PC/CASE |

MESH BACK SUPPORT

Reduces back tension and provides support to lower back and lumbar curve. Mesh fabric allows airflow and gently conforms to body for uniform support.

| | | |
|---------|-------|----------------|
| PRODUCT | MODEL | SL-1090 BLACK |
| | SIZE | 18" x 17" x 5" |
| | COLOR | black mesh |
| CASE | PCs | 60/per box |



SL-1090 BLACK

CAMPING CHAIRS/BACK SUPPORT



STYLISH CAMPING
Ming's Mark Inc.

MODERN GRAPHIC MAT

100% virgin polypropylene. Stylish, modern, and practical. Features two designs- just flip the mat. Comes in small and large sizes.



SWISH BLACK/BROWN

SD8111 - 8' x 11' (Small)

SD8181 - 8' x 18' (Large)



SWISH BURGUNDY/TAN

SD8115 - 8' x 11' (Small)

SD8185 - 8' x 18' (Large)



SWISH BROWN/TAN

SD8117 - 8' x 11' (Small)


SD8187 - 8' x 18' (Large)



CLASSIC GRAPHIC MAT


100% virgin polypropylene. Classic and traditional. Comes in 3 sizes

REVERSIBLE MATS



BLACK/SILVER

- GA1 - 8' x 12' (Small)
- GB1 - 8' x 16' (Medium)
- GC1 - 8' x 20' (Large)



BLUE/GREEN

- GA3 - 8' x 12' (Small)
- GB3 - 8' x 16' (Medium)
- GC3 - 8' x 20' (Large)



BURGUNDY/BLACK

- GA5 - 8' x 12' (Small)
- GB5 - 8' x 16' (Medium)
- GC5 - 8' x 20' (Large)



BROWN/GOLD

- GA7 - 8' x 12' (Small)
- GB7 - 8' x 16' (Medium)
- GC7 - 8' x 20' (Large)



DEER CAMO GRAPHIC MAT

100% virgin polypropylene. For the true hunter or outdoorsman, these camo mats come in a brown desert camo-like style or woodland-like style.



DEER CAMO BROWN
HC8117 - 8' x 11'



DEER CAMO GREEN
HC8114 - 8' x 11'



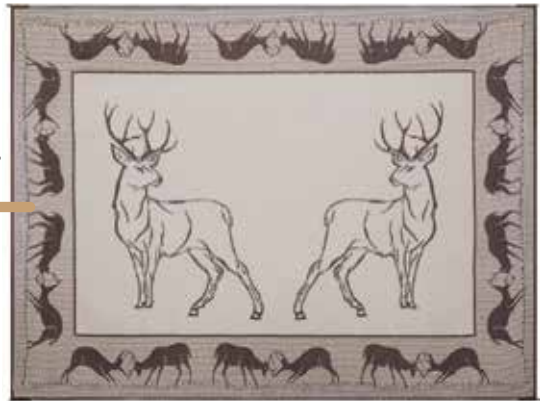
CLASSIC DEER GRAPHIC MAT

100% virgin polypropylene. Classic deer style graphic mat, elegant and traditional.


REVERSIBLE MATS



DEER BROWN/BLACK/BEIGE
PA1 - 9' x 12'



DEER BROWN/TAN
PE1 - 8' x 18'



GALLOPING HORSE MAT

100% virgin polypropylene. Horse design graphic mat.



HORSE BLACK/WHITE
GH8111 - 8' x 11'




HORSE BROWN/WHITE
GH8117 - 8' x 11'



HORSE BLACK/WHITE
GH8181 - 8' x 18'



HORSE BROWN/WHITE
GH8187 - 8' X 18'



CHECKERED/DOG BONE MAT

100% virgin polypropylene. For every car enthusiast. Great for the garage or outdoors.

REVERSIBLE MATS






CHECKERED BLACK/WHITE

- HA1 - 8' x 12' (small)
- HB1 - 8' x 16' (medium)
- HC1 - 8' x 20' (large)

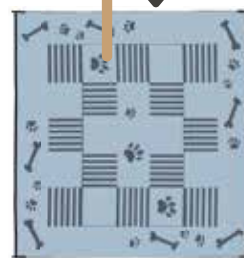



CHECKERED RACING BLACK/WHITE

- RF-6091 - 6' x 9' (small)
- RF-9121 - 9' x 12' (medium)
- RF-8201 - 8' x 20' (large)



DOG BONE BLUE
DA3 - 9' x 9'



DOG BONE GREY
DA1 - 9' x 9'



TROPICAL/RV HOME MAT

100% virgin polypropylene. Set the scenery for a cozy vacation, or enjoy where your home is.



BEACH PARADISE
BP8117 - 8' x 11'



TROPICAL OASIS
TO8187 - 8' x 18'



RV HOME BLACK
RH8111 - 8' x 11'
RH8181 - 8' X 18'



RV HOME BROWN
RH8117 - 8' x 11'
RH8187 - 8' X 18'




**STYLISH
CAMPING**
Ming's Mark Inc.



CLASSIC REGAL MAT

100% virgin polypropylene. Classy and elegant.

REVERSIBLE MATS



BLACK

RA1 - 9' x 12'

RC1 - 8' x 20'

RD1 - 6' x 9'

BLUE

RA3 - 9' x 12'

RC3 - 8' x 20'



RD3 - 6' x 9'

GREEN

RA4 - 9' x 12'

RC4 - 8' x 20'

RD4 - 6' x 9'



BROWN

RA7 - 9' x 12'

RC7 - 8' x 20'

RD7 - 6' x 9'

BURGUNDY

RA5 - 9' x 12'

RC5 - 8' x 20'

RD5 - 6' x 9'



12

COLLAPSIBLE FOOD COVER

Our collapsible mesh covers can be used to protect your food, or anything you might want to keep pesky insects out of.



3 PC. Collapsible mesh covers

| | | |
|---------|----------|--|
| PRODUCT | MODEL | FC68104 |
| | SIZE | (small: 12.5" x 6.5"); (medium: 11.8" DIAM) (large: 19.3" DIAM) |
| | MATERIAL | Collapsible mesh |
| CASE | QUANTITY | 24 sets/Box |
| | WEIGHT | 27 lbs. |



2 PC. Collapsible Insulated mesh food covers

| | | |
|---------|----------|---|
| PRODUCT | MODEL | FC68103 |
| | SIZE | (small: 14" DIAM x 7" H); (large: 16" DIAM x 7" H) |
| | MATERIAL | Collapsible mesh |
| CASE | QUANTITY | 24 sets/Box |
| | WEIGHT | 26 lbs. |



11 PC. Collapsible mesh food covers

| | | |
|---------|-------|---|
| PRODUCT | MODEL | FC68101 |
| | SIZE | Large Play-hut cover: 19.3"W x 19.3"D x 11.8"H |
| | | Two large round covers: 15" DIAM x 7" H |
| | | Four round plate covers: 11" diameter x 4.5" H |
| | | Four beverage covers: 3" DIAM x 6.5" H |
| | CASE | QUANTITY |
| WEIGHT | | 45 lbs. |



BUG ZAPPER/KILLER

Portable, Indoor/Outdoor, Multi-functional, Standing or hanging, we have a bug zapper/killer for any situation or need.



4.25"W x 9"H

Rechargeable UV-A LED Bug zapper emergency light

| | | |
|---------|----------|----------------------------|
| PRODUCT | MODEL | BZ5001 |
| | POWER | DC5V |
| | MATERIAL | ABS fire resistant plastic |
| | COVERAGE | 165 sq. ft. |

High efficiency UV-A LED insect luring light with white emergency LED light. Comes with a cleaning brush that stores onto zapper, and a carrying handle. Coverage up to 165 sq. ft.



9"W x 17.5H (w/ Legs)

9"W x 12"H (w/o Legs)

Indoor/outdoor Silent Bug killer

| | | |
|---------|----------|----------------------------|
| PRODUCT | MODEL | BZ5002 |
| | POWER | 120V |
| | MATERIAL | ABS fire resistant plastic |
| | COVERAGE | 330 sq. ft. |

High quality BLB tube with UV-A lighting for effective attraction. made with ABS fire resistant plastic. Kills bugs with a large suction fan. Can stand or be hung. detachable legs, bait tray, and removable insect disposal tray. Coverage up to 330 sq. ft.



BUG ZAPPER/KILLER

Portable, Indoor/Outdoor, Multi-functional, Standing or hanging, we have a bug zapper/killer for any situation or need.



7"W x 13"H

Indoor/outdoor high efficient 15W UV-A Bug zapper lamp

| | | |
|---------|----------|----------------------------|
| PRODUCT | MODEL | BZ5003 |
| | POWER | 120V |
| | MATERIAL | ABS fire resistant plastic |
| | COVERAGE | 525 sq. ft. |

ABS fire resistant plastic that can be hung or stood upright. Ideal for home and gardens. Coverage up to 525 sq. ft.



21.5"L x 3.5"W x 10"H

Indoor 30W UV-A Lamp Bug zapper w/hanging chain

| | | |
|---------|----------|------------------------------|
| PRODUCT | MODEL | BZ5004 |
| | POWER | 120V |
| | MATERIAL | Galvanized metal/ABS plastic |
| | COVERAGE | 330 sq. ft. |

Made with galvanized metal and ABS fire resistant plastic. Equipped with hanging chain and removable insect disposal tray. Can be hung with included chain, or stood upright. Coverage up to 330 sq. ft.



RV LIGHTS

RV LIGHTS



25001V



25002V



25003V



25004V

| | |
|--------|---|
| 25001V | 250 Lumens - warm white - 1156/1141 base tower LED bulb - 1 PC |
| 25002V | 250 Lumens - natural white - 1156/1141 base tower LED bulb - 1 PC |
| 25003V | 250 Lumens - warm white - 921 Wedge base tower LED bulb - 1 PC |
| 25004V | 250 Lumens - natural white - 921 Wedge base tower LED bulb - 1 PC |



25005V



25006V



25007V



25008V

| | |
|--------|---|
| 25005V | 250 Lumens - warm white - 1076 base tower LED bulb - 1 PC |
| 25006V | 250 Lumens - natural white - 1076 base tower LED bulb - 1 PC |
| 25007V | 270 Lumens - natural white - 1156/1141 base LED bulb without lense - 2 PC |
| 25008V | 270 Lumens - natural white - 921 wedge base LED bulb without lense - 2 PC |



15001V



15002V



15003V



15004V

| | |
|--------|--|
| 15001V | 150 Lumens G4 with "L" shape back pins - warm white - LED bulb - 1 PC |
| 15002V | 150 Lumens G4 with "L" shape back pins - natural white - LED bulb - 1 PC |
| 15003V | 150 Lumens - natural white - 1156/1141 base tower LED bulb - 2 PC |
| 15004V | 100 Lumens - natural white - 921 wedge base tower LED bulb - 2 PC |



RV LIGHTS



25009V



25010V



25011V



25012V

| | |
|--------|--|
| 25009V | 250 Lumens - warm white - 1156/1141 base tower LED bulb - 6 PCS |
| 25010V | 250 Lumens - natural white - 1156/1141 base tower LED bulb - 6 PCS |
| 25011V | 250 Lumens - warm white - 921 wedge base tower LED bulb - 6 PCS |
| 25012V | 250 Lumens - natural white - 921 wedge base tower LED bulb - 6 PCS |



3528104



5050113/5050114



1010503



1010504



1010505



9090104



9090105

| | |
|---------|---|
| 3528104 | 190 Lumens - natural white - MR16 base LED bulb - 1 PC |
| 5050113 | 194 Lumens - warm white - 195 T10 wedge base tower LED bulb - 2 PCS |
| 5050114 | 110 Lumens - cool white - 194 T10 wedge base tower LED bulb - 2 PCS |
| 1010503 | 150 Lumens - natural white - 1383/1156 base LED bulb - 1 PC |
| 1010504 | 95 Lumens - natural white - 1139/1156 base LED bulb - 1 PC |
| 1010505 | 106 Lumens - natural white - 1139/1156 base LED bulb - 1 PC |
| 9090104 | 230 Lumens - frosted natural white - 1156/20-99 base vanity LED bulb - 1 PC |
| 9090105 | 130 Lumens - clear white - 1156/20-99 base vanity LED bulb - 1 PC |



RV LIGHTS



9090121/9090122



9090101



9090106



9090102



9090107



9090103

| | |
|---------|--|
| 9090101 | 230 Lumens - natural white - 921 wedge base single LED bulb - w/dimmer |
| 9090102 | 230 Lumens 2x - natural white - 921 wedge base two LED bulbsw/dimmer |
| 9090103 | 200 Lumens 3x - natural white - three LED tubes |
| 9090106 | 150 Lumens - natural white - 921 wedge base single LED bulb |
| 9090107 | 150 Lumens 2x - natural white - 921 wedge base two LED bulbs |
| 9090121 | 360 lumens - LED utility dome light for wall or ceiling, clear lens |
| 9090122 | 250 lumens - LED utility dome light for wall or ceiling, clear lens |



RV LIGHTS



9090117



9090118



9090130



9090131



9090119



9090120



9090132



9090133

| | |
|---------|---|
| 9090117 | LED oval porch light, clear & amber lenses (clear 170 LUM; amber 110 LUM) |
| 9090118 | LED oval porch light with on/off switch, clear & amber lenses (clear 170 LUM; amber 110 LUM) |
| 9090130 | Black LED oval porch light, clear & amber lenses (clear 170 LUM; amber 110 LUM) |
| 9090131 | Black LED oval porch light with on/off switch, clear & amber lenses (clear 170 LUM; 110 LUM) |
| 9090119 | LED porch light, clear & amber lenses (clear 150 LUM; amber 96 LUM) |
| 9090120 | LED porch light with on/off switch, clear & amber lenses (clear 150 LUM; amber 96 LUM) |
| 9090132 | Black LED porch light, clear & amber lenses (clear 150 LUM; amber 96 LUM) |
| 9090133 | Black LED porch light with on/off switch, clear & amber lenses (clear 150 LUM; amber 96 LUM) |



9090108



9090109



9090110

| | |
|---------|---|
| 9090108 | 190 Lumens - natural white - Brushed nickel finish - MR16 base LED bulb - 8-30V DC |
| 9090109 | 190 Lumens - natural white - Chrome finish - MR16 base LED bulb - 8-30V DC |
| 9090110 | 190 Lumens - natural white - Oil rubbed bronze finish - MR16 base LED bulb - 8-30V DC |



RV LIGHTS



3528101



3528102



5050128



5050127



9090115



9090114



9090134



9090135



9090136



9090137

| | |
|---------|--|
| 3528101 | 500 Lumens - natural white - T8 18" LED tube |
| 3528102 | 300 Lumens - natural white - T5 12" LED tube |
| 5050127 | 700 Lumens - natural white - T8 18" LED replacement |
| 5050128 | 400 Lumens - natural white - T5 12" LED replacement |
| 9090115 | 260 Lumens - natural white - Under-cabinet light fixture with touch dimmer |
| 9090114 | 170 Lumens Under-cabinet light fixture with touch dimmer |
| 9090134 | 340 Lumens - natural white - LED 12" Aluminum rotated light w/ switch |
| 9090135 | 550 Lumens - natural white - LED 18" Aluminum rotated light w/ switch |
| 9090136 | 160 Lumens - natural white - LED 6" Aluminum rotated light w/ switch |
| 9090137 | 740 Lumens - natural white - LED 24" Aluminum rotated light w/ switch |



DECORATION LIGHTS



7070107/7070109
7070110/7070111



8080109/8080112



8080110/8080111



29007



8080108

| | |
|---------|--|
| 7070107 | Indoor/outdoor decorative LED rope light - 18 FT. |
| 7070109 | Indoor/outdoor decorative LED rope light - 10 FT. |
| 7070110 | Indoor/outdoor Mini cool white decorative LED rope light - 16 FT. |
| 7070111 | Indoor/outdoor Mini warm white decorative LED rope light - 16 FT. |
| 8080109 | Multicolor 16.4 FT LED light strip kit - 5 programs to change 7 colors and 4 flash styles |
| 8080112 | 2x Multicolor 16.4 feet LED light strip kit - 5 programs to change 7 colors and 4 flash styles |
| 8080110 | Natural white color 16.4 FT LED light strip kit |
| 8080111 | Warm white color 16.4 FT LED light strip kit |
| 29007 | UL 120V to 12V adapter, AC-DC, 10 W |
| 8080108 | 2-in-1 16.4 FT warm white and cool white LED light strip kit - dimmable remote |




DECORATION LIGHTS



7070104/8080104



7070103/8080103



8080105



8080106



8080124



8080125



8080121 - 5 ft./8080122 - 7 ft



8080123

| | |
|---------|---|
| 7070103 | Decorative LED rope light - 4.5' palm tree with green leaves - 12V |
| 7070104 | Decorative LED rope light - 7' palm tree with green leaves - 12V |
| 8080103 | Decorative LED rope light - 4.5' palm tree with green leaves - 120V |
| 8080104 | Decorative LED rope light - 7' palm tree with green leaves - 120V |
| 8080105 | Decorative rope light 3' Cactus; UL approved for indoor/outdoor - 120V |
| 8080106 | Decorative LED rope light - 2' Flamingo - pink LEDs - 120V |
| 8080124 | 18" Turtle; green, yellow rope; 4.9' white lead wire 120V |
| 8080125 | 2 FT. lizard blue rop; 4.9' white lead wire; 120V |
| 8080121 | 5 FT. coconut palm tree w/green leaves; green and yellow LEDs, green rope; white lead wire 120V |
| 8080122 | 7 FT. coconut palm tree w/green leaves; green and yellow LEDs, green rope; white lead wire 120V |
| 8080123 | 18" Parrot; green, yellow and red rope; 4.9' white lead wire; metal frame with hanging ring; 120V |



POWER INVERTER



PS1001



PS1003



PS1002



PS1004



PS1005

| | |
|--------|---|
| PS1001 | 600 W CONTINUOUS - 1200 W SURGE - 1 PK |
| PS1002 | 1000 W CONTINUOUS - 2000 W SURGE - 1 PK |
| PS1003 | 2000 W CONTINUOUS - 4000 W SURGE - 1 PK |
| PS1004 | 3000 W CONTINUOUS - 6000 W SURGE - 1 PK |
| PS1005 | 1500 W CONTINUOUS - 3000 W SURGE - 1 PK |

Input DC10-16v, output 120v, 60hz Undervoltage shutdown 10v, pure sine wave, THD<3%. Overload, thermal protection, and includes 5vLA USB with temperature cooling fan.

RV ADAPTERS

(12" ADAPTERS)

RV ADAPTERS



RVA4001



RVA4002



RVA4003



RVA4004



RVA4005



RVA4006



RVA4007



RVA4008



RVA4009

| | |
|---------|--|
| RVA4001 | 12" ADAPTER - 10 AWG/3 STW - 15 A MALE/30 A FEMALE - LOCKING |
| RVA4002 | 12" ADAPTER - 10 AWG/3 STW - 30 A MALE/30 A FEMALE - LOCKING |
| RVA4003 | HANDLE FOR MALE - 10 AWG/3 STW - 30 A MALE/50 A FEMALE - LOCKING |
| RVA4004 | HANDLE FOR FEMALE - 12 AWG/3 STW - 15 A MALE/30 A FEMALE - NO LOCK |
| RVA4005 | HANDLE FOR MALE - 12 AWG/3 STW - 30 A MALE/15 A FEMALE - NO LOCK |
| RVA4006 | HANDLE FOR MALE - 10 AWG/3 STW - 30 A MALE/50 A FEMALE - NO LOCK |
| RVA4007 | HANDLE FOR MALE - 10 AWG/3 STW - 50 A MALE/30 A FEMALE - NO LOCK |
| RVA4008 | HANDLE FOR MALE - 10 AWG/3 STW - L5-30 A MALE/30 A FEMALE - NO LOCK |
| RVA4009 | HANDLE FOR FEMALE - 10 AWG/3 STW - L14-30 MALE/30 A FEMALE - NO LOCK |

RV ADAPTERS



RVA4010



RVA4011



RVA4012



RVA4013



RVA4014



RVA40115

| | |
|---------|---------------------------------|
| RVA4010 | 15 A MALE/30 A FEMALE - NO LOCK |
| RVA4011 | 30 A MALE/15 A FEMALE - NO LOCK |
| RVA4012 | 15 A MALE/30 A FEMALE - NOLOCK |
| RVA4013 | 30 A MALE/15 A FEMALE - NO LOCK |
| RVA4014 | 50 A MALE/50 A FEMALE LOCKING |
| RVA4015 | 30 A MALE/50 A FEMALE LOCKING |

RV ADAPTERS



RVA4016



RVA4017



RVA4018



RVA4019



RVP5001



RVP5002



RVP5003/
RVP5004



RVP5005/
RVP5006

| | |
|---------|---|
| RVA4016 | 15 A MALE/ 50 A FEMALE LOCKING |
| RVA4017 | 50 A MALE/30 A FEMALE LOCKING |
| RVA4018 | 30 A MALE/30 A FEMALE LOCKING |
| RVA4019 | 15 A MALE/30 A FEMALE LOCKING |
| RVP5001 | 30A RV POWER INLET TWIST LOCK STYLE |
| RVP5002 | 50A RV POWER INLET TWIST LOCK STYLE |
| RVP5003 | DETACHABLE LOCKING FEMALE CONNECTOR - 30A |
| RVP5004 | DETACHABLE LOCKING FEMALE CONNECTOR - 50A |
| RVP5005 | COVER WITH LOCKING RING - 30A |
| RVP5006 | COVER WITH LOCKING RING - 50A |

RV CORDS/RV ADAPTERS



| | |
|---------|--|
| RVC3001 | 25 FT. CORD - 10 AWG/3STW - 30 A MALE/30 A FEMALE - LOCKING |
| RVC3002 | 50 FT. CORD - 10 AWG/3 STW - 30 A MALE/30 A FEMALE - LOCKING |
| RVC3003 | 25 FT. CORD - 10 AWG/3 STW - 30 A MALE/30 A FEMALE - NO LOCK |
| RVC3004 | 50 FT. CORD 10 AWG/3 STW - 30 A MALE/30 A FEMALE - NO LOCK |
| RVC3005 | 25 FT. CORD - 6AWG/3+8AWG/1 STW - 50 A MALE/50 A FEMALE - LOCKING |
| RVC3007 | 15 FT. CORD - 6AWG/3+8 AWG/1 STW - 50 A MALE/50 A FEMALE - NO LOCK |
| RVC3008 | 30 FT. CORD - 6AWG/3+8 AWG/1 STW - 50 A MALE/50 A FEMALE - NO LOCK |

FLASHLIGHTS/WORKLIGHTS



Solar LED Multi-purpose flashlight

| | | |
|---------|----------|---|
| PRODUCT | MODEL | GW29000 |
| | USE | work, home, garage, camping |
| | FEATURES | wide, extra bright beam, lamp light, SOS light, Heavy duty magnetic base, solar charging. |

Solar powered Aluminum flashlight w/ heavy duty magnet. Never needs new batteries. Comes w/25 LEDs 7 White (front), 3 Red (side) plus 10 white & 5 red (Solar Panel). This flashlight can be used as a worklight and emergency light. 8.4" x 1.4" x 1.1"

NEW



POWER BANK
USB PORT ON FLASHLIGHT
FOR MOBILE CHARGING

Solar LED Multi-purpose flashlight

| | | |
|---------|----------|--|
| PRODUCT | MODEL | GW29009 |
| | USE | work, home, garage, camping |
| | FEATURES | wide zoomable bright beam, lamp light, SOS light, Heavy duty magnetic base, solar charging. USB Power bank |

Solar powered Aluminum flashlight w/ heavy duty magnet. Never needs new batteries. Comes w/25 LEDs 7 White (front), 3 Red (side) plus 10 white & 5 red (Solar Panel). This flashlight can be used as a worklight and emergency light. Features a built-in USB power bank; charged with a mini USB cable. 8.4" x 1.4" x 1.1"

Super bright lightweight alum. Cree flashlight

| | | |
|---------|----------|---|
| PRODUCT | MODEL | GW29001 |
| | POWER | 3x AAA (not included) |
| | FEATURES | wide/focus light beam, 3 lighting modes: High, Low & Strobe. Alum. hex grip |

This 3W Cree LED flashlight is made of lightweight aluminum. It's water resistant, has a texturized hex grip, adjustable head for wide or focused beam lighting, and 3 lighting modes: High, Low, and Strobe. 4" x 1.25"



FLASHLIGHTS/WORKLIGHTS

Cree XPE 3w zoomable Pocket light

| | | |
|---------|----------|---|
| PRODUCT | MODEL | GW29006 |
| | USE | Hat/Pocket clip |
| | FEATURES | Zoomable function, 90° head pivot, dual clip |
| CASE | QUANTITY | 12 PC./Box |
| | COLORS | red, yellow, blue |

Dual clip allows easy hands-free lighting. With a 90° pivot head and light beam zoom function, it's the perfect and practical compact size work light.



Super bright LED Aluminum Pen light

| | | |
|---------|----------|--|
| PRODUCT | MODEL | GW29007 |
| | USE | Pocket, Magnetic |
| | FEATURES | Compact, magnetic base 9 LEDs, rotatable clip |
| CASE | QUANTITY | 12 PC./Box |
| | COLORS | silver, metallic red, and black |

9 bright 5050 LEDs. Comes with magnetic base, rotatable pocket/belt clip. Available in silver, metallic red, black.



2-in-1 Pocket lantern flashlight w/3 light modes

| | | |
|---------|----------|---|
| PRODUCT | MODEL | GW29008 |
| | USE | camping, work, home |
| | FEATURES | lantern lighting, zoomable beam, 3 light modes |
| CASE | QUANTITY | 12 PC./Box |
| | COLORS | metallic purple, metallic red, metallic blue |

These durable pocket-sized lanterns come in handy for camping, work, home, or the garage. Light head slides out for lantern mode. Twisting the head zooms the light beam. Durable, aluminum frame. 3 lighting modes, low, high, and strobe.



FLASHLIGHTS/WORKLIGHTS



Lightweight aluminum mini flashlight

| | | |
|---------|----------|--|
| PRODUCT | MODEL | GW29002 |
| | POWER | 3x AAA (not included) |
| | FEATURES | 9 superbright LEDs, weather resistant, pocket-sized |
| CASE | QUANTITY | 16 PC./Box |
| | COLORS | metallic red, blue, silver, black |

The aluminum body makes this flashlight ultra lightweight, and is small enough to fit in your bag, or pocket. It has a textured hex push button, and 9 super bright LEDs. Available in 4 metallic colors. 4" x 1".



Extendable head:
22" (GW29004)
16.5" (GW29003)

Telescopic Flashlight/Worklight

| | | |
|----------|---|---|
| PRODUCT | MODEL | GW29004 (22" Extension); GW29003 (16.5" Extension) |
| | POWER | 3x AAA (not included) |
| FEATURES | magnetic/telescopic head, magnetic base, pocket clip | |

features a lightweight aluminum body, a super bright LED, a clip around the barrel, a compact pen size, magnetic base for hands-free lighting, and a magnetic head to pick up dropped items. The head also rotates and is fully flexible. The telescopic frame allows you to access any hard to reach places. When fully extended, it can reach up to 22" (GW29004) or 16.5" (GW29003).



Heavy duty Telescopic Flashlight/Worklight

| | | |
|---------|----------|--|
| PRODUCT | MODEL | GW29005 |
| | POWER | 3x AAA (not included) |
| | FEATURES | 22 super bright LEDs, telescopic head light, and lantern mode, magnetic base |

The aluminum body makes this flashlight lightweight, yet still heavy duty for work. The head is extendable from 10.5" to 20.8 inches. It also has a heavy duty magnet at the base for hands-free lighting. Water resistant. Features magnetic head to pick up dropped items. 1" x 1" x 10.5".

COOKWARE

Portable Induction cooktop w/ Stainless steel pan

| | | |
|---------|------------|---------------|
| PRODUCT | MODEL | GW22616 |
| | POWER LVL. | 500w to 1800w |
| | TEMP. | 140°F - 460°F |

6 power levels from 500w to 1800w, and 6 temperature levels from 140°F - 460°F. Electronic over-heating protection, LED display, timer up to 180 minutes. 8.5 inch stainless steel pan and lid with pure aluminum base that eliminates hot spots. Riveted steel handles and side grips. Oven/freezer safe. FDA approved.



2 PC. Non-stick Reusable, durable BBQ Grill mat

| | | |
|---------|-------|------------------------|
| PRODUCT | MODEL | GW22607 |
| | USE | Grill, Oven, Freezer |
| | TEMP. | withstands up to 500°F |

PTFE coated fiberglass fabric. Oven, microwave, and dishwasher safe. Can be cut to accommodate any size. FDA and SGS approved, safe for food. Dimension: 13 x 15.75 inches




4 PC. Non-stick Reusable, durable Baking & Grill mat

| | | |
|---------|-------|------------------------|
| PRODUCT | MODEL | GW22608 |
| | USE | Grill, Oven, Freezer |
| | TEMP. | withstands up to 500°F |

(2 baking mats, 2 grill mats) PTFE coated fiberglass fabric. Oven, microwave, and dishwasher safe. Can be cut to accommodate any size. FDA and SGS approved, safe for food. Dimension: 13 x 15.75 inches





4 PC. Reusable Non-stick stovetop protector

| | | |
|---------|-------|-------------------------|
| PRODUCT | MODEL | GW22617 |
| | USE | For gas range stovetops |
| | TEMP. | withstands up to 500°F |

The GoWISE USA stovetop protectors keep your gas range stovetops clean and eliminates the heavy scrubbing required to clean them. These protectors are designed to catch spills, splatters, and burnt-on messes. They are easy to clean- simply take them off your stove top and put them in your dishwasher or wipe them with a damp cloth and soapy water.

2 PC. Non-stick Reusable Toaster bag

| | | |
|---------|-------|--------------------------|
| PRODUCT | MODEL | GW22618 |
| | USE | Toaster, oven, microwave |
| | TEMP. | withstands up to 500°F |

The transparent bag makes it easy to see when the food is ready. The bags are also very easy to clean, just turn the bag inside out and stick them in your dishwasher. They keep your appliances free of crumbs and eliminates the chances of cross-contamination. The bags are heat resistant up to 500 degrees Farenheit. They are made of PTFE coated fiberglass fabric (PFOA Free) that are FDA & SGS Approved.



Reusable oven mesh basket

| | | |
|---------|-------|------------------------|
| PRODUCT | MODEL | GW22619 |
| | USE | Oven |
| | TEMP. | withstands up to 500°F |

Allows better air circulation for even heat distribution. Withstands up to 500°F. Dishwasher safe, FDA and SGS approved, and PFOA free.



ELECTRIC PRESSURE COOKER



Electric Pressure Cooker 8-in-1 Cooker w/accessories

| | | |
|---------|-------|----------------|
| PRODUCT | MODEL | GW22620(6 qt.) |
| | | GW22623(8 qt.) |

This pressure cooker/slow cooker includes a removable stainless steel cooking pot, steamer basket, plastic cup, and spoon. Features a stainless steel outer body, cool touch handles, and a stainless steel self-locking, gasket sealed lid. It's designed with an automatic keep warm function, slow cook function, and cook/delay cook timers. This cooker is ETL certified.



XXL Electric Pressure/Multi-functional cooker

| | | |
|---------|-------|-----------------|
| PRODUCT | MODEL | GW22636(12 qt.) |
| | | GW22637(14 qt.) |

This 8-in-1 pressure cooker/slow cooker features 16 built-in smart programs. 2 LCD displays for cooking time and pressure display. Features a delay timer for cooking around your schedule. Fully adjustable cooking time and pressure. Cooking pot is coated Ceramic; Includes a rice scooper, and measuring cup.



Electric Pressure Cooker 6-in-1 Cooker w/accessories

| | | |
|---------|----------|---|
| PRODUCT | MODEL | GW22614 |
| | CAPACITY | 3 QT. |
| | TEMP. | Low/High pressure; multi-functional cooker |

This 6-in-1 pressure cooker/slow cooker is made with a stainless steel outer body and lid with 1 rubber gasket. It includes an aluminum insert pot with non-stick coating from DuPont, a plastic serving spoon, and a measuring cup. It's designed with an automatic keep warm function, slow cook function, and cook/delay cook timers. This cooker is ETL certified.

ELECTRIC AIR FRYER



Electric Air fryer w/ Touch screen control - 3.7 Qt.

| | | |
|---------|----------|-----------------|
| PRODUCT | MODEL | GW22621 (black) |
| | CAPACITY | 3.7 Qt. |
| | TEMP. | 170°F - 400°F |

The healthy and easy way to fry food using rapid air circulation. It can fry, grill, roast, and bake with little to no oil. Equipped with 7 built in cook presets. Can also be programmed manually. Features standby mode when pan is removed, cool touch handle and a 30 minute cook timer.



Electric Air fryer w/ Touch screen control - 3.7 Qt.

| | | |
|---------|----------|----------------|
| PRODUCT | MODEL | GW22643 (plum) |
| | CAPACITY | 3.7 Qt. |
| | TEMP. | 170°F - 400°F |

The healthy and easy way to fry food using rapid air circulation. It can fry, grill, roast, and bake with little to no oil. Equipped with 7 built in cook presets. Can also be programmed manually. Features standby mode when pan is removed, cool touch handle and a 30 minute cook timer.



Electric Air fryer w/ Touch screen control - 3.7 Qt.

| | | |
|---------|----------|---------------------|
| PRODUCT | MODEL | GW22644 (chili red) |
| | CAPACITY | 3.7 Qt. |
| | TEMP. | 170°F - 400°F |

The healthy and easy way to fry food using rapid air circulation. It can fry, grill, roast, and bake with little to no oil. Equipped with 7 built in cook presets. Can also be programmed manually. Features standby mode when pan is removed, cool touch handle and a 30 minute cook timer.



Twist Knob electric Air fryer

| | | |
|---------|----------|---------------|
| PRODUCT | MODEL | GW22622 |
| | CAPACITY | 3.7 Qt. |
| | TEMP. | 175°F - 400°F |

This air fryer is equipped with a carry handle for easy portability and comes with a detachable basket to easily transfer your foods from fryer to hotplate. It features temperature and timer control.

ELECTRIC AIR FRYER



4th Generation XL Electric Air Fryer

| | | |
|---------|----------|-----------------|
| PRODUCT | MODEL | GW22631 (black) |
| | CAPACITY | 5.8 Qt. |
| | TEMP. | 170°F - 400°F |

Fry with little to no oil. This electric air fryer features a wide temperature of 170F - 400F, extra large 5.8 qt. cooking capacity, an LCD touch screen control interface, 7 smart cook presets and manual time and temperature control, and removable pan and frying basket, with an eject button and button guard on handle. It has a built-in standby mode when pulling out pan, to shake or check ingredients. Sliding pan back in will resume cooking. ETL certified.



4th Generation XL Electric Air Fryer

| | | |
|---------|----------|-----------------|
| PRODUCT | MODEL | GW22635 (white) |
| | CAPACITY | 5.8 Qt. |
| | TEMP. | 170°F - 400°F |

Fry with little to no oil. This electric air fryer features a wide temperature of 170F - 400F, extra large 5.8 qt. cooking capacity, an LCD touch screen control interface, 7 smart cook presets and manual time and temperature control, and removable pan and frying basket, with an eject button and button guard on handle. It has a built-in standby mode when pulling out pan, to shake or check ingredients. Sliding pan back in will resume cooking. ETL certified.



2.75 Qt Digital Air fryer

| | | |
|---------|----------|-----------------|
| PRODUCT | MODEL | GW22632 (black) |
| | CAPACITY | 2.75 Qt. |
| | TEMP. | 170°F - 400°F |

Fry with little to no oil. This electric air fryer features a wide temperature of 170F - 400F, a 2.75 qt. cooking capacity, manual time and temperature control, and removable pan and frying basket, with an eject button and button guard on handle. It has a built-in standby mode when pulling out pan, to shake or check ingredients. Sliding pan back in will resume cooking. ETL certified.



2.75 Qt Digital Air fryer

| | | |
|---------|----------|---------------|
| PRODUCT | MODEL | GW22633 (red) |
| | CAPACITY | 2.75 Qt. |
| | TEMP. | 170°F - 400°F |

Fry with little to no oil. This electric air fryer features a wide temperature of 170F - 400F, a 2.75 qt. cooking capacity, manual time and temperature control, and removable pan and frying basket, with an eject button and button guard on handle. It has a built-in standby mode when pulling out pan, to shake or check ingredients. Sliding pan back in will resume cooking. ETL certified.

ELECTRIC AIR FRYER



2.75 Qt Digital Air fryer

| | | |
|---------|----------|-----------------|
| PRODUCT | MODEL | GW22634 (white) |
| | CAPACITY | 2.75 Qt. |
| | TEMP. | 170°F - 400°F |

Fry with little to no oil. This electric air fryer features a wide temperature of 170F - 400F, a 2.75 qt. cooking capacity, manual time and temperature control, and removable pan and frying basket, with an eject button guard on handle. It has a built-in standby mode when pulling out pan, to shake or check ingredients. Sliding pan back in will resume cooking. ETL certified.



Electric Air fryer w/8 Cook presets

| | | |
|---------|----------|---------------|
| PRODUCT | MODEL | GW22638 |
| | CAPACITY | 3.7 Qt. |
| | TEMP. | 176°F - 392°F |

This air fryer is equipped with a carry handle for easy portability and comes with a detachable basket to easily transfer your foods from fryer to hotplate. It features temperature and timer control.



Electric Air fryer w/8 Cook presets

| | | |
|---------|----------|---------------|
| PRODUCT | MODEL | GW22639 |
| | CAPACITY | 3.7 Qt. |
| | TEMP. | 176°F - 392°F |

This air fryer is equipped with a carry handle for easy portability and comes with a detachable basket to easily transfer your foods from fryer to hotplate. It features temperature and timer control.



Electric Air fryer w/8 Cook presets

| | | |
|---------|----------|---------------|
| PRODUCT | MODEL | GW22640 |
| | CAPACITY | 3.7 Qt. |
| | TEMP. | 176°F - 392°F |

This air fryer is equipped with a carry handle for easy portability and comes with a detachable basket to easily transfer your foods from fryer to hotplate. It features temperature and timer control.

ELECTRIC AIR FRYER/HEALTHCARE



10.5 Qt Turbo Air Fryer

| | | |
|---------|----------|-----------------|
| PRODUCT | MODEL | GW22641 (black) |
| | CAPACITY | 10.5 Qt. |
| | TEMP. | 120°F - 450°F |

Extra large 10.5 Qt. electric air fryer. Comes with accessories like tongs, rack, baking cage, and rotisserie stake. Fry, grill, roast, bake, rotisserie, using manual cook time and temperature, or with defrost and turbo cooking modes.



10.5 Qt Turbo Air Fryer

| | | |
|---------|----------|-----------------|
| PRODUCT | MODEL | GW22642 (green) |
| | CAPACITY | 10.5 Qt. |
| | TEMP. | 120°F - 450°F |

Extra large 10.5 Qt. electric air fryer. Comes with accessories like tongs, rack, baking cage, and rotisserie stake. Fry, grill, roast, bake, rotisserie, using manual cook time and temperature, or with defrost and turbo cooking modes.



Body fat scale - FDA approved

| | | |
|---------|--------------|--------------------------------|
| PRODUCT | MODEL | GW22025(black) |
| | | GW22029(silver) |
| | | GW22040(lavender) |
| | WT. CAPACITY | 400 lb. |
| | FEATURES | BIA technology, tempered glass |

Modern, compact, slim digital bathroom scale. Measures 4 components of the body- fat, water, bone mass, and muscle mass. This scale uses BIA sensors on surface of the scale, with tempered glass.



GoWISEUSA®



Body fat scale - FDA approved

| | | |
|---------|--------------|--------------------------------|
| PRODUCT | MODEL | GW22027 |
| | WT. CAPACITY | 400 lb. |
| | FEATURES | BIA technology, tempered glass |

BIA digital bathroom scale. Measures 4 components of the body- fat, water, bone mass, and muscle mass. This scale uses BIA sensors on surface of the scale, with tempered glass.



Digital upper arm blood pressure monitor

| | | |
|---------|----------|--|
| PRODUCT | MODEL | GW22051 |
| | FEATURES | systolic, diastolic, irregular heartbeat |

This blood pressure monitor measures systolic and diastolic blood pressure, and pulse rate with oscillographic testing mode. The features include irregular heartbeat detection and hypertension risk indicator. Equipped with over-pressure protection/60 records memory recall, touch sensitive buttons, and has a large LCD V.A. display.



Digital upper arm blood pressure monitor

| | | |
|---------|----------|--|
| PRODUCT | MODEL | GW22060 |
| | FEATURES | systolic, diastolic, irregular heartbeat |

Measures systolic and diastolic blood pressure, and pulse rate with oscillographic testing mode. The features include irregular heartbeat detection and hypertension risk indicator. Contains a large LCD display showing the measurements during inflation. It can also store two distinct users and memory records, comes with a large size cuff that measures a range of 8.75" - 16.5". Optional DC apapter available



Digital upper arm blood pressure monitor

| | | |
|---------|----------|--|
| PRODUCT | MODEL | GW22061 |
| | FEATURES | systolic, diastolic, irregular heartbeat |

Measures systolic and diastolic blood pressure, and pulse rate with oscillographic testing mode. The features include irregular heartbeat detection and hypertension risk indicator. Contains a large LCD display showing the measurements during inflation. It can also store two distinct users and memory records, comes with a large size cuff that measures a range of 8.75" - 16.5". Optional DC apapter available