

MAXPEDITION®



CAP™ *COMPACT
ADMIN POUCH*
OWNER'S MANUAL

AGR™ *ADVANCED
GEAR RESEARCH*

FEATURES



1
TPU-840D nylon composite attachment backing



2
Refined construction with elegant inlays




3
Bottom drainage grommets



4
Custom fabricated Shapeshift™ webbing handle



5
Exterior D-rings



6
Attachment Lattice System (ATLAS™)



CAPBLK
Black

CAPGRY
Gray

CAPTAN
Tan



Model CAP

Overall: 5 x 2.5 x 7.5 in | 12.7 x 6.4 x 19.1 cm



Teflon® is a registered trademark of The Chemours Company FC, LLC, used under license by Maxpedition

MAXPEDITION



**TWO (2) TACTIE® PJC5
POLYMER JOINING CLIPS
ARE INCLUDED FOR
MODULAR ATTACHMENT.**


Additional polymer joining clips may be purchased in packs of six (6).




ATTACHMENT LATTICE SYSTEM - ATLAS™

ATLAS™ panels, which are cut from an ultra-tough 840-Denier Nylon-TPU composite, can be used for easy attachment of MOLLE-compatible pouches. The composite material is resistant to water, weather, heat, cold, UV and abrasion.


TO ATTACH ACCESSORIES USING THE TACTIE® POLYMER JOINING CLIPS:




1 Slide the clip through attachment backing of the pouch until head catches, then insert tail under the first row on the pack/garment.




2 Weave the tail back through the next row on the pouch.



3 Weave the tail through the next row on the pack/garment.



4 Repeat weaving process as needed depending on the length of the clip.

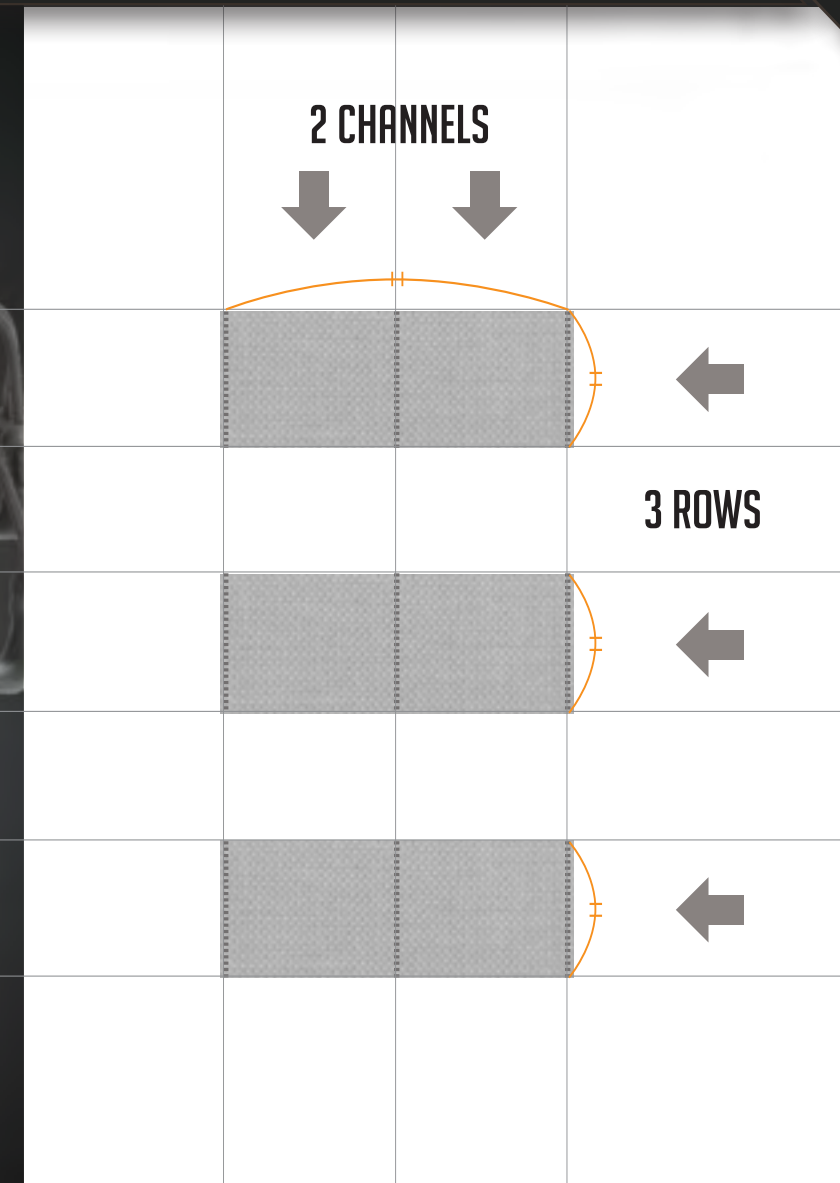


5 Insert the tail under the bridge, making sure both the tab and the tooth have both clicked into place.



6 Maximum strength and security are achieved when the pouch and the pack/garment are fully interwoven.

MOLLE/PALS EQUIVALENT





FRONT POCKET

A slip pocket and multiple elastic loops are available to keep objects organized and secure. A Keyper™ is supplied in the front pocket, which allows you to easily attach and locate your keys. A drainage grommet allows for liquids to drain from the bottom of the pouch. A high visibility grayscale interior makes finding objects much easier.

MAIN COMPARTMENT

Multiple pockets and elastic loops have been provided to keep items organized and secure. A paracord loop is available as an attachment point. A drainage grommet allows liquids to drain from the bottom of the pouch. A high visibility grayscale interior makes finding objects much easier.



FUNCTIONS

CUSTOM FABRICATED SHAPESHIFT™ WEBBING HANDLE

This specially developed narrow fabric transitions seamlessly between flat to round cross sections. Flat webbing may be abrasive on hands, so the rounder Shapeshift™ webbing makes the pack more comfortable to hand carry.



EXTERIOR D-RINGS

D-rings have been placed on either side of the Shapeshift™ handle for an additional carry option. To attach a shoulder strap (sold separately), clip the strap hooks to the D-rings. To detach the shoulder strap, remove the strap from the D-rings and store for later use.


POSITIVE GRIP ZIPPER PULLS

Positive grip zipper pulls are designed to fit a finger in order to get a better grip when opening/closing zippers. They also allow you to grab them from any direction and get a positive grip.



SUBTLE HEXAGON PATTERN FABRIC

The inside is lined with a gray 420-Denier nylon fabric. The fabric is heat-embossed with a light tessellated hexagon pattern and can only be seen in certain angles of light. This serves as an anti-counterfeit measure so you know you are getting a genuine Maxpedition® product. To check for the hexagon fabric, open the main compartment of the pack. Slowly move the pack back and forth so that different angles put lighting on the fabric. If the hexagons cannot be seen in the fabric, it is not a genuine Maxpedition® product.



CARE TIPS

GENUINE YKK® ZIPPERS AND ZIPPER TRACKS

To increase the longevity of the YKK® zippers and tracks:

- Zippers should be kept away from directly striking hard objects (e.g. stones etc.).
- Avoid improper treatment of the painted (coated) zippers, such as direct striking, scratching, or wearing against hard objects.
- Do not apply strong or high concentrations of bleaching agents.
- Do not forcibly close a zipper in a bag that has been overfilled.
- If a slider is caught on thread or cloth, do not free the slider by force. Pull the slider back, removing the trapped thread or cloth. When the slider bites deeply into cloth, do not force it back but work it back gently.



CLEANING INSTRUCTIONS

- After each trip, thoroughly clean your pack.
- Rinse your pack with fresh water if dirt, sweat, salt and stains have worked their way into fabrics, webbing or mesh.
- To clean, simply wipe down with a damp cloth and allow the gear to dry naturally in a well-ventilated area out of direct sunlight.
- Do not machine wash.
- Do not use detergent or bleach on fabrics or webbing.
- Clean the zippers using a mild soap, warm water and a soft brush. Flush water and soap through the buckles. Keeping dirt and debris out of the zippers and buckles will help keep them in proper working condition.



AMPLE INTERNAL ORGANIZATION

COMPONENTS & MATERIALS




YKK® Zippers with Positive Grip Zipper Pulls




Exterior D-rings




Very Visible Grayscale Interior




Dual Nylon Fabric Construction
500D Hex Ripstop /
1000D Plain Weave



ATtachment LAttice System - ATLAS™
Cut from 840D Nylon-TPU Composite




Anti-Counterfeit Logo
Embossed 420D Nylon Liner



Custom Fabricated
Shapeshift™ Webbing Handle



TPU-840D Nylon Composite
Attachment Backing



Circular Reinforcement
Bartacks



TacTie® Polymer Joining Clips
U.S. and Int'l Patents Pending



Refined Construction with
Elegant Inlays



Bottom Drainage
Grommets