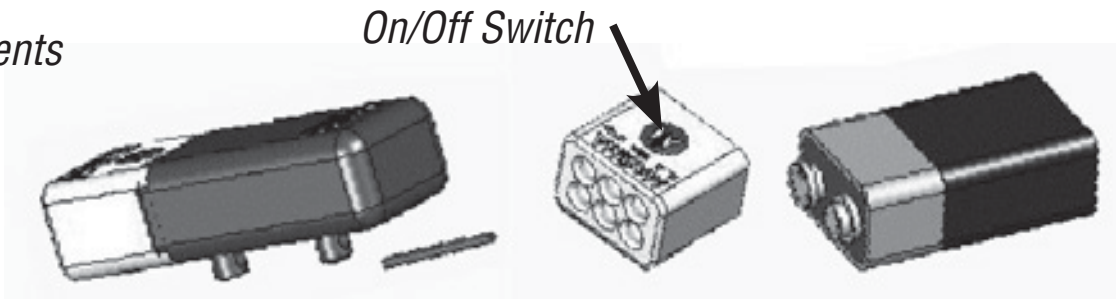


Care and Use: A10-144 LED Grill Tool Light

SAFETY:

- Never leave grill tools on hot grill surfaces
- Always use hot pad or oven mitt when handling hot grill or grill tools

Contents



USE:

- Turn light off when not in use
- Never leave light in direct heat for extended periods
- Never leave light in direct sunlight for extended periods
- Never use light without protective silicone cover

CLEANING:

- Protective silicone cover (only); hand wash with cold water a mild dishwashing detergent and thoroughly air dry

WARRANTY:

- Magma Products, Inc. warrants this product to be free of defects in materials and/or workmanship for a period of 1 year from the date of original purchase (proof of purchase required).
- Magma will not be liable for products damaged due to being left over a hot grill or open flame, outside storage; discoloration from sun exposure, any weather related damages, general neglect, and/or misuse by the user.
- Magma must approve all product warranty claims.
- Magma reserves the exclusive right to repair and/or replace any product or component defective in material or workmanship during the warranty period.
- Warranty claims; Do Not contact or return this product to retailer. Prior to returning product contact Magma Products, Inc. directly for return authorization and instructions.
- Returning warranty claims; user is responsible for all shipping charges.

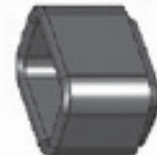
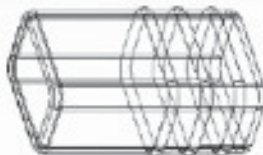
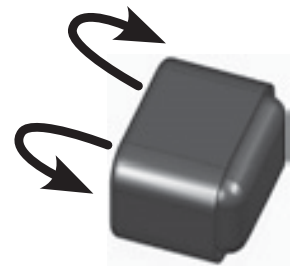
ASSEMBLY / INSTALLATION



*Insert through mounting holes on grill tool
and secure with (provided) pin*



Replacing battery
*Note: Roll back
black rubber piece for
convenient disassembly
& reassembly*



83-144 1211

MAGMA®