

2019 Product Catalog

LEW'S[®]

FEEL THE DIFFERENCE



2018 ICAST Best of Show Combo Winner!

Building Superior Equipment since 1949

DRIVEN BY INNOVATION FUELED BY PASSION

From our heritage, we honor Lew Childre's original commitment for product innovation, excellence, and the on going commitment to have cutting-edge technology.



LEW'S PRO TEAM



Lew's Our **NEW** line up of reels are engineered with

superior components for unequaled performance!



SPEED SPOOL® LFS

See page 12

MACH 1®

See page 22

INSHORE SPEED SPOOL® LFS

See page 11 or page 35

TEAM LEW'S Custom Pro

See page 16

SUPERDUTY® 300

See page 14

TEAM LEW'S PRO TI

See page 7

TOURNAMENT^{pro}

See page 10

LEW'S PERFORMANCE FEATURES

LEW'S BRAKING SYSTEMS



SPEED KEEPER®

Lew's® patented Speed Keeper® hook keeper gives convenience a whole new meaning. Swing it out and secure your hook, swing it back and it conveniently tucks back under the reel when not in use.



SPEED DIAL®

Lew's® patented Speed Dial® allow you to easily identify the line type and pound test on the reel. Use a coin to turn the inner dial to line up the indicator arrows marked with **M** - Monofilament, **F** - Fluorocarbon, **B** - Braid with the correct pound test line.



SPEED GEARS™

Speed Gears™ are cut on the finest Hamai CNC machines, resulting in precise gear interface for smooth cranking power and less wear. Making your reel last longer.



Allows Texas rigged baits to stay rigged, preventing plastic damage and minimize reel scratches.



P2 SUPER PINION

P2 Super Pinion is a bearing supported pinion gear which provides precise alignment and solid stability, resulting in a smoother operation and extended gear life. The P2 Super Pinion is supported by a bearing on each end of the spool shaft and a bushing in the middle for 3-points of contact.



Standard Pinion Gear P2 Super Pinion Gear



ZRXTRA ZERO REVERSE

ZRXtra system in the SuperDuty 300 uses both Zero Reverse® and a backup multi-stop gear to give you the stopping power needed to battle big fish.

MCS
Magnetic Control System



Externally adjustable, full-release magnetic braking system. As the spool accelerates it experiences magnetic resistance, which can be controlled with a dial on the palming sideplate. Full-release magnetic brake for complete free spool casting.

MSB
Multi-Setting Brake



Features both an externally-adjustable, full-release magnetic braking system as well as an internally adjustable centrifugal brake system. The magnetic brakes give consistent braking throughout the entire cast and are adjusted by the palming sideplate dial. The centrifugal brakes provide initial braking at the beginning of the cast to reduce backlash and can be turned off to reduce braking by removing the palming sideplate and pushing the white pin(s) towards the center of the spool until they click. To turn them back on push the white pin(s) away from the center of the spool until they click.

SmartPlus 6-PIN CBS
Centrifugal Brake System



The SmartPlus™ 6-Pin Centrifugal Brake System is for unmatched casting distance and backlash control. This system features four spring-loaded SmartPlus pins (white) and two Speed pins (blue), each capable of being turned "on" (out position) or "off" (in position). The SmartPlus pins automatically back off the applied brake resistance as the cast slows, offering superior control in a variety of fishing conditions. For more braking power such as when casting into the wind, the Speed pins can be engaged throughout the entire cast. The Speed pins can be accessed by removing the palming sideplate. To engage, simply push the Speed pins away from the center of the spool until they click, to disengage push them towards the center of the spool until they click.



SpeedCast 4-PIN ACB
ADJUSTABLE CENTRIFUGAL BRAKE

4-Pin external Adjustable Centrifugal Brake System (ACB) The SpeedCast® Adjustable Centrifugal Brake System delivers an extreme range of braking power from free spool to maximum by simply clicking its external dial to choose among 27 variable settings. The ACB system puts you in control of your casts, perfectly aligning brake power to conditions. With this system you will have more casting control over light lures, while maximizing casting distance with all lures.



SpeedCast 6-PIN ACB
ADJUSTABLE CENTRIFUGAL BRAKE

6-Pin external Adjustable Centrifugal Brake System (ACB) The SpeedCast® Adjustable Centrifugal Brake System delivers an extreme range of braking power from free spool to maximum by simply clicking its external dial to choose among 27 variable settings. The ACB system puts you in control of your casts, perfectly aligning brake power to conditions. With this system you will have more casting control over light lures, while maximizing casting distance with all lures.



QuietCast 6-PIN ACB
ADJUSTABLE CENTRIFUGAL BRAKE

6-Pin external Quiet-Cast Adjustable Centrifugal Brake System (ACB) The SpeedCast® QuietCast Adjustable Centrifugal Brake System delivers an extreme range of braking power from free spool to maximum by simply clicking its external dial to choose among 27 variable settings. The ACB system puts you in control of your casts, perfectly aligning brake power to conditions. With this system you will have quiet and smooth casting control, while maximizing casting distance.

SLP PLATFORM

The SLP "Super Low Profile" is Lew's lowest profile baitcast reel design. This compact design is made possible by the innovative 32mm diameter spool that is engineered to start and accelerate faster than larger spools without compromising power and performance. The SLP design creates a lower center of gravity when mounted on a rod, so the combo balance is enhanced and reel palming is a breeze.

NEW TEAM LEW'S PRO TI

SLP PLATFORM

TEAM LEW'S PRO TI
SPEED SPOOL® SLP

NEW

NEW Team Lew's Pro-Ti Rods



- Lew's® exclusive multi layered proprietary LFS-X5 graphite blanks with Titanium Nano Technology
- Guides are premium tangle free Titanium frames with Zirconium inserts
- New Lew's exclusive VTR System (Vibration Transfer Ring) allows direct contact with the blank, transferring vibration directly to your hands
- Lew's exclusive SoftTouch graphite skeletal reel seat
- Winn Dri-Tac split grip
- Professional style hook keepers

MODEL	LGTH. /PCS.	POWER	TIP ACTION	LINE RATING (LB.)	LURE RATING (OZ.)	GUIDES +TIP
TLPTI68M	6'8"-1	M	F	6-12	1/8-1/2	9+1
TLPTI610MH	6'10"-1	MH	F	10-20	3/16-5/8	9+1
TLPTI70M	7'0"-1	M	MF	10-20	1/8-1/2	9+1
TLPTI70MH	7'0"-1	MH	F	12-25	1/4-7/8	9+1
TLPTI73MH	7'3"-1	MH	F	12-20	3/16-1	9+1

Power: UL = Ultra-Light | L = Light | ML = Medium Light | M = Medium | MH = Medium Heavy | H = Heavy | XH = Extra Heavy
Tip Action: XF = Extra Fast Taper | F = Fast Taper | M = Moderate Taper | MF = Moderately Fast Taper

Guides and tips are premium tangle free Titanium frames with Zirconium inserts.



Lew's Never Sacrifice Strength for Style



NEW Team Lew's Pro-Ti SLP Baitcast Reel Series



- Strong one-piece aluminum SLP frame and sideplates with Titanium Deposition finish
- Aircraft-grade Duralumin double anodized drilled and chamfered U-shape 32mm spool
- Hard anodized aluminum alloy Speed Gears™, cut on Hamai CNC gear hobbing machine
- Precision 11-bearing system with double-shielded stainless steel ball bearings, includes premium Japanese high speed spool bearings and Zero Reverse® one-way clutch bearing
- Externally adjustable 6-pin 27 position QuietCast® Adjustable Centrifugal Braking system (ACB)
- Double anodized aluminum spool tension adjustment with audible click • Rugged carbon fiber drag system provides up to 20lbs. of drag power • Bowed lightweight 95mm carbon fiber handle with Winn Dri-Tac knobs
- Double anodized bowed aluminum drag star with audible click adjustment
- Titanium-coated Zirconia line guide
- Speed Dial® line indicator and Speed Keeper® hook keeper

MODEL	BEARINGS	WT.(OZ.)	LINE CAP. (YD./LB.)	GEAR RATIO	RPT*
TLPT1SH	10+1	6.3	110/12	7.5:1	30"
TLPT1SHL**	10+1	6.3	110/12	7.5:1	30"

*Recovery Per Turn. **Left hand retrieve.



SPEED DIAL®

Lew's patented Speed Dial® allow you to easily identify the line type and pound test on the reel. Use a coin to turn the inner dial

to line up the indicator arrows marked with M - Monofilament, F - Fluorocarbon, B - Braid with the correct pound test line.

SPEED KEEPER®



Swing it out and secure your hook. Tucks back under the reel when not in use.



Lightweights that pack a powerful punch!



TEAM LEW'S
HYPERMAG
SPEED SPOOL® SLP

TEAM LEW'S
Custom Pro
SPEED SPOOL® SLP

SPEED DIAL®



The Team Lew's HyperMag Speed Spool SLP features our innovative patented Speed Dial line indicator.

SPEED KEEPER®



Swing it out and secure your hook. Tucks back under the reel when not in use.

SPEED DIAL®



The Team Lew's Custom Pro also features our innovative patented Speed Dial line indicator.

SPEED KEEPER®



Swing it out and secure your hook. Tucks back under the reel when not in use.

Team Lew's® HyperMag® Speed Spool® SLP Baitcast Reel Series



- Strong one-piece magnesium frame with lightweight C45 carbon sideplates
- Aircraft-grade double anodized Duralumin drilled and chamfered U-shape 32mm spool
- Hard anodized aluminum alloy Speed Gears™, precision cut on Hamai CNC machines
- Premium 11-bearing system with double-shielded stainless steel ball bearings and Zero Reverse® one-way clutch bearing
- Externally adjustable 4-pin, 27 position, SpeedCast® adjustable centrifugal braking system (ACB)
- Double anodized aluminum spool tension adjustment knob with audible click
- Rugged carbon fiber drag system provides up to 20lbs. of drag power.
- Bowed lightweight 95mm carbon fiber handle with Winn Dri-Tac knobs
- Double anodized bowed aluminum drag star with audible click adjustment
- Titanium-coated Zirconia line guide
- Patented Speed Dial® line indicator and Speed Keeper® hook keeper
- External lube port

MODEL	BEARINGS	WT. (OZ.)	LINE CAP. (YD./LB.)	GEAR RATIO	RPT*
TLH1SH	10+1	5.4	110/12	7.5:1	30"
TLH1XH	10+1	5.4	110/12	8.3:1	33"
TLH1SHL**	10+1	5.4	110/12	7.5:1	30"
TLH1XHL**	10+1	5.4	110/12	8.3:1	33"

*Recovery Per Turn. **Left hand retrieve.

Team Lew's® Custom Pro Speed Spool® SLP Baitcast Reel Series



- One-piece aluminum frame
- Strong, lightweight C45 carbon sideplates
- Aircraft-grade double anodized Duralumin drilled U-shape 32mm spool
- Hard anodized aluminum alloy Speed Gears™, precision cut on Hamai CNC machines
- Premium 11-bearing system with double-shielded stainless steel ball bearings and Zero Reverse® one-way clutch bearing
- Externally adjustable 4-pin, 27 position, SpeedCast® adjustable centrifugal braking system (ACB)
- Double anodized aluminum spool tension adjustment with audible click
- Rugged carbon fiber drag system provides up to 20lbs. of drag power.
- Bowed lightweight 95mm carbon fiber handle with Winn Dri-Tac knobs
- Double anodized bowed aluminum drag star with audible click adjustment
- Titanium-coated Zirconia line guide
- Patented Speed Dial® line indicator and Speed Keeper® hook keeper
- External lube port

MODEL	BEARINGS	WT. (OZ.)	LINE CAP. (YD./LB.)	GEAR RATIO	RPT*
TLCP1H	10+1	5.8	110/12	6.8:1	27"
TLCP1SH	10+1	5.8	110/12	7.5:1	30"
TLCP1XH	10+1	5.8	110/12	8.3:1	33"
TLCP1SHL**	10+1	5.8	110/12	7.5:1	30"

*Recovery Per Turn. **Left hand retrieve.

Salted or unsalted? Pick your passion.



Gary Remensnyder
CEO-Lew's Fishing & Strike King
with a nice Largemouth Bass.

SLP PLATFORM

Custom
SPEED SPOOL® SLP

NEW
MODEL

SPEED DIAL®



The Custom Inshore Speed Spool SLP features our innovative patented Speed Dial line indicator.

SPEED KEEPER®



Swing it out and secure your hook. Tucks back under the reel when not in use.

SPEED DIAL®



The Custom Speed Spool SLP features our innovative patented Speed Dial line indicator.

SPEED KEEPER®



Swing it out and secure your hook. Tucks back under the reel when not in use.

Lew's® Custom Inshore Speed Spool® SLP Baitcast Reel Series



- One-piece aluminum frame with drain ports
- Strong, lightweight C45 carbon sideplate on handle side and graphite palming sideplate
- Forged, double anodized aluminum deep U style 32mm spool
- High strength solid brass Speed Gears™, precision cut on Hamai CNC machines
- Premium 10-bearing system with double-shielded stainless steel ball bearings and Zero Reverse® one-way clutch bearing
- Externally adjustable Multi-Setting Brake (MSB) dual cast control system utilizes both an external click-dial for setting the magnetic brake, plus 4-individually disengaging, disc-mounted internal brake shoes that operate centrifugally
- Double anodized aluminum spool tension adjustment with audible click
- Carbon fiber drag system provides up to 20lbs. of drag power
- Anodized aluminum reel handle with Winn Dri-Tac handle knobs
- Double anodized bowed aluminum drag star with audible click adjustment
- Non-slip combat style grip pad on thumb bar
- Zirconia line guide
- Main gear passivation treatment for improved corrosion resistance
- Patented Speed Dial® line indicator and Speed Keeper® hook keeper

MODEL	BEARINGS	WT. (OZ.)	LINE CAP. (YD./LB.)	GEAR RATIO	RPT*
CI1SH	9+1	6.6	120/12	7.5:1	30"
NEW CI1SHL**	9+1	6.6	120/12	7.5:1	30"

*Recovery Per Turn. **Left hand retrieve.

Lew's® Custom Speed Spool® SLP Baitcast Reel Series



- One-piece aluminum frame
- Strong, lightweight graphite sideplates
- Drilled and forged, double anodized aluminum U style 32mm spool
- High strength solid brass Speed Gears™, precision cut on Hamai CNC machines
- Premium 10-bearing system with double-shielded stainless steel ball bearings and Zero Reverse® one-way clutch bearing
- Externally adjustable Multi-Setting Brake (MSB) dual cast control system utilizes both an external click-dial for setting the magnetic brake, plus 4-individually disengaging, disc-mounted internal brake shoes that operate centrifugally
- Double anodized aluminum spool tension adjustment with audible click
- Rugged carbon fiber drag system provides up to 20lbs. of drag power.
- Bowed lightweight aluminum reel handle with Winn Dri-Tac handle knobs
- Double anodized bowed aluminum drag star with audible click adjustment
- Zirconia line guide
- External lube port
- Patented Speed Dial® line indicator and Speed Keeper® hook keeper

MODEL	BEARINGS	WT. (OZ.)	LINE CAP. (YD./LB.)	GEAR RATIO	RPT*
CG1H	9+1	6.6	110/12	6.8:1	27"
CG1SH	9+1	6.6	110/12	7.5:1	30"
CG1XH	9+1	6.6	110/12	8.3:1	33"
CG1SHL**	9+1	6.6	110/12	7.5:1	30"

*Recovery Per Turn. **Left hand retrieve.

LFS PLATFORM

Lew's® innovative LFS (Lighter, Faster, Stronger) frame platform is built around a tough one-piece aluminum skeletal frame, housing a 34mm aluminum spool. Lew's LFS platform offers a smaller profile, reduced weight design with improved strength over previous generations. The LFS design gives anglers the perfect balance of long casting geometry and close range control.

NEW TOURNAMENT Pro SPEED SPOOL® LFS

See the NEW TP1 Black matching rods on page 42

SPEED DIAL®



The Tournament Pro Speed Spool LFS features our exclusive patented Speed Dial line indicator.

SPEED KEEPER®



Swing it out and secure your hook. Tucks back under the reel when not in use.

NEW Tournament Pro Speed Spool LFS Baitcast Reel Series




- One-piece aluminum frame with lightweight carbon sideplates
- Machine forged double anodized aluminum U-shape 34mm spool
- Premium 11-bearing system with stainless steel double-shielded ball bearings and Zero Reverse® one-way clutch bearing
- High strength hard anodized aluminum Speed Gears™, cut on precision Hamai CNC machines
- New P2 Super Pinion bearing supported pinion gear provides precise alignment and solid stability, resulting in smoother operation and extended gear life
- Externally adjustable 6-pin 27 position QuietCast® Adjustable Centrifugal Braking system (ACB)
- Double anodized aluminum spool tension adjustment with patented Speed Dial® line indicator
- Rugged carbon fiber drag system provides up to 20lbs. of drag power
- Double anodized drag star with audible click adjustment
- Bowed, lightweight 95MM carbon fiber handle with Combat Grip knobs
- Combat Grip thumb bar • Zirconia line guide • External lube port
- Lew's exclusive patented Speed Keeper® hook keeper

MODEL	BEARINGS	WT. (OZ.)	LINE CAP. (YD./LB.)	GEAR RATIO	RPT*
TP1HA	10+1	6.5	120/12	6.8:1	28"
TP1SHA	10+1	6.5	120/12	7.5:1	31"
TP1XHA	10+1	6.5	120/12	8.3:1	35"
TP1HLA**	10+1	6.5	120/12	6.8:1	28"

*Recovery Per Turn. **Left hand retrieve.

Mark Menendez
BASSMASTER Elite Series Pro
"The Team Lew's Lite delivers rock solid performance. Weighing in at under 6 ounces gives me the advantage when fishing long hours!"

Mark Menendez



TEAM LEW'S LITE SPEED SPOOL® LFS

Team Lew's LITE Speed Spool LFS Baitcast Reel Series



- One-piece aluminum frame
- Strong, lightweight C45 carbon sideplates
- Aircraft-grade Duralumin drilled U-shape spool, drive gear, and crankshaft
- Premium 11-bearing system with stainless steel double-shielded ball bearings and Zero Reverse® one-way clutch bearing
- Externally adjustable 6-pin, 27 position SpeedCast® Adjustable Centrifugal Braking system (ACB)
- Double anodized aluminum spool tension adjustment knobs with audible click and exclusive patented Speed Dial® line indicator
- Rugged carbon fiber drag system provides up to 20lbs. of drag power
- Double anodized drag star with audible click adjustment
- Bowed lightweight 85mm carbon fiber handle with Lew's custom EVA foam cork lightweight handle knobs
- Titanium-coated Zirconia line guide
- External lube port

MODEL	BEARINGS	WT. (OZ.)	LINE CAP. (YD./LB.)	GEAR RATIO	RPT*
TL LH	10+1	5.7	120/12	6.8:1	28"
TLL1SH	10+1	5.7	120/12	7.5:1	31"
TLL1SHL**	10+1	5.7	120/12	7.5:1	31"

*Recovery Per Turn. **Left hand retrieve.

Legendary performance at extraordinary price

NEW INSHORE SPEED SPOOL® LFS



LFS PLATFORM



NEW Inshore Speed Spool® LFS Baitcast Reel Series



- One-piece aluminum frame with three external drain ports on the frame, graphite sideplates
- Braid ready, machined double anodized, deep capacity 34mm aluminum spool
- High strength solid brass Speed Gears™, cut on precision Hamai CNC gear machine
- New P2 Super Pinion bearing supported pinion gear provides precise alignment and solid stability, resulting in a smoother operation and extended gear life

- Premium 7-bearing stainless steel system with 6-ball bearings and Zero Reverse® one-way clutch bearing
- Externally adjustable Magnetic Control System (MCS)
- Blue anodized aluminum spool tension knob with audible click adjustment
- Rugged carbon fiber drag system provides up to 20lbs. of drag power
- New oversized bowed audible click drag star
- Bowed 95MM anodized aluminum handle with Combat Grip knobs
- Combat Grip thumb bar • Zirconia line guide
- Passivation treatment on internal components for improved corrosion resistance

MODEL	BEARINGS	WT. (OZ.)	LINE CAP. (YD./LB.)	GEAR RATIO	RPT*
SSN1SH	6+1	7.3	140/12	7.5:1	31"
SSN1SHL**	6+1	7.3	140/12	7.5:1	31"

*Recovery Per Turn. **Left hand retrieve.

Tournament MB Baitcast Reel Series



- One-piece, aluminum frame
- Drilled and forged, double anodized aluminum U style 34mm spool
- Easily removable palming graphite sideplate
- High strength solid brass Speed Gears™, cut on precision Hamai CNC gear machine
- Premium 10-bearing system with stainless steel double shielded bearings and Zero Reverse one-way clutch
- Externally-adjustable Multi-Setting Brake (MSB) dual cast control system utilizing both an external click-dial for setting the magnetic brake, plus 4 individually disengaging, disk-mounted internal brake shoes that operate on centrifugal force
- Double anodized aluminum spool tension adjustment with audible click
- Rugged carbon composite drag system provides up to 20lbs. of drag power
- Audible click, bowed, anodized aluminum star drag
- Bowed, lightweight, aluminum reel handle with Lew's® custom paddle handle knobs
- Zirconia line guide • External lube port
- TS1SMB and TS1SMBL features high capacity dimpled spool and a longer 95MM power crank handle

MODEL	BEARINGS	WT. (OZ.)	LINE CAP. (YD./LB.)	GEAR RATIO	RPT*
TS1SMB	9+1	6.7	150/12	5.6:1	23"
TS1HMB	9+1	6.7	120/12	6.8:1	28"
TS1SHMB	9+1	6.7	120/12	7.5:1	31"
TS1XHMB	9+1	6.7	120/12	8.3:1	35"
TS1SMBL**	9+1	6.7	150/12	5.6:1	23"
TS1SHMBL**	9+1	6.7	120/12	7.5:1	31"

*Recovery Per Turn. **Left hand retrieve.



TOURNAMENT MB SPEED SPOOL® LFS

"The most refined and feature-rich Speed Spool yet!"
—TackleTour.com

LFS PLATFORM

SPEED SPOOL® LFS

NEW



NEW Speed Spool® LFS Baitcast Reel Series



- One-piece aluminum frame with easily removable graphite palming sideplate
- Drilled, machine forged and anodized aluminum 34mm spool. **SS1SA features high capacity dimpled spool**
- High strength solid brass Speed Gears™, cut on precision Hamai CNC machines
- New P2 Super Pinion bearing supported pinion gear provides precise alignment and solid stability, resulting in smoother operation and extended gear life
- Premium 10-bearing system with stainless steel double shielded bearings and Zero Reverse® one-way clutch
- Externally adjustable Magnetic Control System (MCS)
- Anodized aluminum spool tension adjustment knob
- Durable Rulon drag system, provides up to 15lbs. of drag power
- Bowed 95mm aluminum cranking handle with Lew's® custom SoftTouch contoured paddle handle knobs
- New oversized bowed audible click drag star
- Zirconia line guide • External lube port

P2 SUPER PINION

P2 Super Pinion is a bearing supported pinion gear which provides precise alignment and solid stability, resulting in smoother operation and extended gear life. The P2 Super Pinion is supported by a bearing on each end of the spool shaft and a bushing in the middle for 3 points of contact.

MODEL	BEARINGS	WT. (OZ.)	LINE CAP. (YD./LB.)	GEAR RATIO	RPT*
SS1SA†	9+1	7.2	140/12	5.6:1	23"
SS1HA	9+1	7.1	120/12	6.8:1	28"
SS1SHA	9+1	7.1	120/12	7.5:1	31"
SS1HLA**	9+1	7.1	120/12	6.8:1	28"
SS1SHLA**	9+1	7.1	120/12	7.5:1	31"

*Recovery Per Turn. **Left hand retrieve.
 †Large capacity spool.

**When long casts are critical for success...
 BB1 is the answer!**



BB1 PRO SERIES

The BB1 Pro Speed Spool also features our exclusive patented Speed Dial line indicator.



BB1 PLATFORM

The original BB-1 developed by Lew Childre in 1973 introduced anglers to several baitcast reel firsts, including the low-profile design, narrow spool, fully disengaging levelwind, and no-knob palming side cover. It became famous for its rugged durability, casting distance and comfort. The ingenuity and craftsmanship of the Lew's® BB1 reels developed a loyal following of anglers that still carries on to this day.

"The BB1 has no equal in casting distance and performance. I am averaging over 65 yards on every cast."

David Fritts
 BASSMASTER Classic® Champion

David Fritts

BB1 Pro Speed Spool® Baitcast Reel Series



- One-piece aluminum frame with graphite sideplates
- Braid ready, machine forged double anodized aluminum U shape large capacity 35mm spool
- Premium 10-bearing system with double-shielded ball bearings and Zero Reverse® one-way clutch bearing
- High strength hard anodized aluminum Speed Gears™, cut on precision Hamai CNC machines
- Externally adjustable 6-pin 27 position QuietCast Adjustable Centrifugal Braking system (ACB)
- Double anodized aluminum spool tension knob with Speed Dial® line indicator
- Carbon fiber drag with line-out drag alarm produces 20lbs. of max drag
- Bowed double anodized aluminum drag star with audible click
- Upgraded Bowed 95MM anodized skeletal aluminum reel handle with Lew's® custom round EVA power grips
- Oversized Zirconia titanium line guide positioned farther away from the spool to minimize line friction and maximize casting performance
- Quick release sideplate mechanism provides easy access to brake system
- External lube port

MODEL	BEARINGS	WT. (OZ.)	LINE CAP. (YD./LB.)	GEAR RATIO	RPT*
RS1HZ	9+1	6.5	160/12	6.4:1	28"
PRS1SHZ	9+1	6.5	160/12	7.1:1	31"
PRS1XHZ	9+1	6.5	160/12	8.0:1	35"
PRS1SHZL**	9+1	6.5	160/12	7.1:1	31"

*Recovery Per Turn. **Left hand retrieve.

BB1 Speed Spool® Baitcast Reel Series



- One-piece, aluminum frame with graphite sideplates
- Machined forged double anodized aluminum, U shaped large capacity 35mm spool
- Premium 10-bearing system with double-shielded ball bearings and multi-stop anti-reverse (**BB1 model**)
- Premium 10-bearing system with double-shielded ball bearings and Zero Reverse® one-way clutch bearing (**BB1HZ, BB1SHZ and BB1HZL models**)
- High strength solid brass Speed Gears™, cut on precision Hamai CNC machines
- Positive on/off Smart Plus™ Six Pin centrifugal braking system
- Double anodized aluminum spool tension knob with audible click
- Rugged carbon fiber drag system provides up to 20lbs. of drag power
- Audible click, bowed, anodized aluminum star drag
- Bowed, 95MM aluminum cranking handle with Lew's® custom SoftTouch contoured paddle handle knobs
- Oversized titanium coated Zirconia line guide positioned farther away from the spool to minimize line friction and maximize casting performance
- Quick release sideplate mechanism provides easy access to centrifugal brake system
- External lube port

MODEL	BEARINGS	WT. (OZ.)	LINE CAP. (YD./LB.)	GEAR RATIO	RPT*
BB1	10+1	7.1	160/12	5.1:1	21"
BB1HZ	9+1	7.2	160/12	6.4:	
BB1SHZ	9+1	7.2	160/12	7.1:1	31"
BB1HZL**	9+1	7.2	160/12	6.4:1	28"

*Recovery Per Turn. **Left hand retrieve.

SUPERDUTY FAMILY

Lew's® SuperDuty® reels are built for toughness without sacrificing castability. They have an aluminum frame and aluminum handle sideplate to prevent torque when setting the hook in thick cover, or throwing large baits and battling big fish. SuperDuty® reels also offer high strength solid brass Speed Gears, cut on precision Hamai CNC gear hobbing machines for long lasting durability and smoothness.



Tyler Mehrl, with a 47" musky—caught on a bucktail with a 7'11" extra heavy Custom Speed Stick and Super-Duty reel in northern Wisconsin.



SUPERDUTY® 300

NEW

SUPERDUTY® 300 J MODEL



Big fish! Big baits! Your dreams have been answered!

NEW Lew's SuperDuty 300® Speed Spool Baitcast Reel Series

7 Bearing System **SPEED KEeper** **MSB** **COMBAT GRIP** **WINN DRI-TAC** **ZRXTRA**

- One-piece aluminum frame and handle sideplate
- Premium 7-bearing system with stainless steel double shielded bearings and Zero Reverse® one-way clutch bearing
- ZRXtra system Zero Reverse with a backup multi-stop gear
- Externally adjustable Multi-Setting Brake (MSB) dual cast control system utilizes both an external click-dial for setting the magnetic brake, plus 4 individually disengaging, disc-mounted internal brake shoes that operate centrifugally
- Braid-ready, forged, double anodized, deep capacity spool
- High strength solid brass Speed Gears™, cut on precision Hamai CNC machines
- Double anodized aluminum spool tension adjustment with audible click
- Rugged carbon fiber drag system provides up to 24lbs. of drag power
- Audible click, bowed, double anodized aluminum star drag
- Bowed, heavy duty 100mm aluminum reel handle with Winn Dri-Tac knobs (SD3SHJ & SD3SHLJ models feature a counter balanced Winn Dri-Tac Power knob)
- Combat Grip thumb bar
- Saltwater compatible with 3 drain ports
- Line out drag alarm
- Speed Keeper® hook keeper

MODEL	BEARINGS	WT. (OZ.)	BRAID CAP. (YD./LB.)	MONO CAP. (YD./LB.)	GEAR RATIO	RPT*
SD3H	6+1	9.2	150/65	190/14	6.5:1	31"
SD3HL**	6+1	9.2	150/65	190/14	6.5:1	31"
SD3SH	6+1	9.2	150/65	190/14	7.2:1	35"
SD3SHL**	6+1	9.2	150/65	190/14	7.2:1	35"
SD3SHJ	6+1	9.9	150/65	190/14	7.2:1	35"
SD3SHLJ**	6+1	9.9	150/65	190/14	7.2:1	35"

*Recovery Per Turn. **Left hand retrieve.



SPEED KEEPER
Swing it out and secure your hook. Tucks back under the reel when not in use.

SuperDuty Pros say, "Bring it on!"



SUPERDUTY® WIDE SPEED SPOOL®



Lynn Reeves
Lew's Chairman caught a nice El Salto lunger caught on the SuperDuty LFS.

SUPERDUTY FAMILY



FLIPPING SPEED SWITCH
XH Models include Flipping Speed Switch

SUPERDUTY G SPEED SPOOL® LFS



Lew's® SuperDuty® Wide Speed Spool Baitcast Reel Series

11 Bearing System **MCS** **SPEED GEARS™** **ZERO REVERSE®**

- One-piece aluminum frame and handle sideplate
- Lightweight graphite palming sideplate
- Sideplates feature SoftTouch rubber paint for sure grip and rugged finish
- High strength solid brass Speed Gears™, cut on precision Hamai CNC machines
- Braid ready double anodized U-shape forged aluminum 35mm spool
- Premium 11-bearing system with double shielded stainless steel ball bearings and Zero Reverse® one-way clutch bearing
- Friction reducing titanium coated Zirconia line guide
- Magnetic Control System (MCS) utilizes an external control to adjust the magnetic brake system.
- Double anodized spool tension control and bowed star drag both with audible click adjustment
- Rugged carbon fiber drag system delivers up to 20lbs. of drag power
- External lube port
- 95mm anodized bowed power handle with round EVA knobs

MODEL	BEARINGS	WT. (OZ.)	BRAID CAP. (YD./LB.)	MONO CAP. (YD./LB.)	GEAR RATIO	RPT*
SDW2S	10+1	8.1	150/65	190/14	5.1:1	21"
SDW2H	10+1	8.1	150/65	190/14	6.4:1	28"
SDW2SH	10+1	8.1	150/65	190/14	7.1:1	31"
SDW2XH	10+1	8.1	150/65	190/14	8.0:1	35"
SDW2SHL**	10+1	8.1	150/65	190/14	7.1:1	31"

*Recovery Per Turn. **Left hand retrieve.

SuperDuty® G Speed Spool® LFS Baitcast Reel Series

11 Bearing System **COMBAT GRIPS** **MCS** **SPEED GEARS™** **ZERO REVERSE®**

- One-piece aluminum frame and handle sideplate
- Premium 11-bearing system with stainless steel double shielded bearings and Zero Reverse one-way clutch
- Braid-ready, machined, double anodized, 34mm deep capacity spool
- High strength brass gearing
- Externally adjustable Magnetic Control System (MCS)
- Easily removable palming graphite sideplate with SoftTouch armor finish
- Double anodized aluminum spool tension adjustment knob with audible click
- Rugged carbon fiber drag system provides up to 20lbs. of drag power
- Audible click, bowed, double anodized aluminum star drag
- Bowed, anodized aluminum "power crank" 95MM reel handle
- Lew's® Combat Grip handle knobs and thumb bar
- Titanium coated Zirconia line guide (Flipping switch on XH and XHL models)

MODEL	BEARINGS	WT. (OZ.)	BRAID CAP. (YD./LB.)	MONO CAP. (YD./LB.)	GEAR RATIO	RPT*
SDGIH	10+1	7.7	150/50	150/12	6.8:1	28"
SDGISH	10+1	7.7	150/50	150/12	7.5:1	31"
SDGIXHF+	10+1	7.7	150/50	150/12	8.3:1	35"
SDGIXHLF+**	10+1	7.7	150/50	150/12	8.3:1	35"

*Recovery Per Turn. **Left hand retrieve. +Flipping speed switch model.

The NEW standard for spinning excellence is here... a perfect

NEW

TEAM LEW'S Custom Pro

See page 36 for Team Lew's Custom Pro matching rods

"Any spinning reel will crank, but a smooth and powerful drag is the deal. The Team Lew's Custom Pro is outstanding!"

Bill McDonald
FLW Tour Pro



NEW Team Lew's Custom Pro Speed Spin®

12 Bearing System **C60 CARBON** **SPEED GEARS™** **HS 6.2:1 HIGH SPEED** **SKELETAL SPEED ROTOR** **ZERO REVERSE™** **winn**

- Premium stainless steel 12-bearing system with Zero Reverse® one-way clutch bearing
- Aluminum body and sideplate with flush and drain port (2000, 3000, 4000 models only)
- Lightweight high strength C60 carbon skeletal rotor with aluminum bail wire
- Lightweight double anodized braid ready knurled aluminum spool
- High strength Speed Gears™ with strong, lightweight aluminum pinion cut on precision Hamai CNC gear hobbing machines
- Durable stainless steel main shaft
- Stainless steel external screws
- Smooth sealed carbon fiber multi-disc drag system
- Aluminum handle with Winn Dri-Tac knob
- Speed Lube® for exceptional smoothness and uninterrupted performance in all weather conditions from extreme heat to freezing cold

REEL	BEARINGS (OZ.)	WT. (OZ.)	LINE CAP. (YD./LB.)	GEAR RATIO	MAX DRAG (LB.)	RPT*	MSRP
TLC1000	11+1	7.2	90/6	5.2:1	8	25"	
TLC2000	11+1	8.8	160/8	6.2:1	20	32"	
TLC3000	11+1	9.0	160/10	6.2:1	22	34"	
TLC4000	11+1	10.1	190/12	6.2:1	24	37"	

*Recovery Per Turn.

Flush port on 2000, 3000, and 4000 models only.

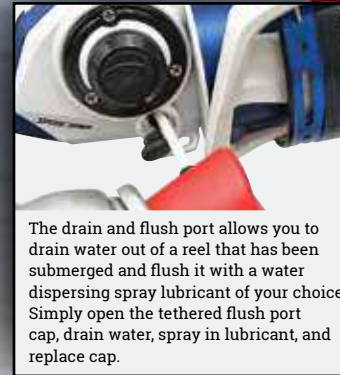
combination of speed, power and balance: Godfather approved

Ty Southerland

YouTube star "30 Miles Out" putting the Custom Inshore to the test.

NEW

Custom Inshore SPEED SPIN®



The drain and flush port allows you to drain water out of a reel that has been submerged and flush it with a water dispersing spray lubricant of your choice. Simply open the tethered flush port cap, drain water, spray in lubricant, and replace cap.

NEW Custom Inshore Speed Spin®

7 Bearing System **SPEED GEARS™** **HS 6.2:1 HIGH SPEED** **SKELETAL SPEED ROTOR** **ZERO REVERSE™** **winn**

- Premium stainless steel 7-bearing system with 6-ball bearings and Zero Reverse® one-way clutch bearing
- Aluminum body and sideplate with flush and drain port
- High strength and lightweight C60 carbon skeletal speed rotor with aluminum bail wire S-curve oscillation system
- Double anodized braid ready knurled machined aluminum spool
- High strength Speed Gears™ with strong, lightweight aluminum pinion cut on precision Hamai CNC gear hobbing machines
- Durable stainless steel main shaft
- Smooth sealed carbon multi-disc drag system
- Aluminum handle with Winn Dri-Tac handle knob
- Speed Lube® for exceptional smoothness and uninterrupted performance in all weather conditions, from extreme heat to freezing cold
- Main gear passivation treatment for improved corrosion resistance

REEL	BEARINGS (OZ.)	WT. (OZ.)	LINE CAP. (YD./LB.)	GEAR RATIO	MAX DRAG (LB.)	RPT*
CI200	6+1	8.8	160/8	6.2:1	20	32"
CI300	6+1	9.0	160/10	6.2:1	22	34"
CI400	6+1	10.2	190/12	6.2:1	24	37"

*Recovery Per Turn.


NEW Custom Speed Spin®

10 Bearing System **SPEED GEARS™** **HS 6.2:1 HIGH SPEED** **SKELETAL SPEED ROTOR** **ZERO REVERSE™** **winn**

- Premium 10-bearing system with 9-ball bearings and Zero Reverse one-way clutch bearing
- Aluminum body and sideplate with flush and drain port (200, 300, 400 models only)
- High strength and lightweight C60 carbon skeletal speed rotor with aluminum bail wire
- Double anodized braid ready knurled machined aluminum spool
- High strength Speed Gears™ with strong, lightweight aluminum pinion cut on precision Hamai CNC gear hobbing machines
- Durable stainless steel main shaft
- Smooth sealed carbon multi-disc drag system
- Aluminum handle with Winn Dri-Tac handle knob
- Speed Lube for exceptional smoothness and uninterrupted performance in all weather conditions, from extreme heat to freezing cold
- Main gear passivation treatment for improved corrosion resistance

REEL	BEARINGS (OZ.)	WT. (OZ.)	LINE CAP. (YD./LB.)	GEAR RATIO	MAX DRAG (LB.)	RPT*
CS100	9+1	7.5	90/6	5.2:1	8	25"
CS200	9+1	9.0	160/8	6.2:1	20	32"
CS300	9+1	9.2	160/10	6.2:1	22	34"
CS400	9+1	10.4	190/12	6.2:1	24	37"

*Recovery Per Turn.



Lynn Reeves
"The Godfather"
Lew's Chairman

See pages 38-39 for Team Lew's Custom Plus Inshore matching rods



Flush port on 200, 300, and 400 models only.

See page 41 for Team Lew's Custom matching rods



TEAM LEW'S® Custom Black First ever Pro grade Tournament Combo!

Five-years running,
Best In Show Rod and Reel
Combo category winner

NEW Team Lew's Custom Black Speed Spool LFS Combos



Reel Features:

- One-piece aluminum frame with graphite sideplates
- Premium 10-bearing system with stainless steel double shielded bearings and Zero Reverse® one-way clutch
- High strength solid brass Speed Gears™, cut on precision Hamai CNC gear hobbing machines
- New P2 bearing supported pinion gear provides precise alignment and solid stability, resulting in a smoother operation and extended gear life
- Multi-Setting Brake (MSB) utilizing both an external click dial to adjust the Magnetic Brake System, and an internal 4-pin positive on/off Centrifugal Brake System
- Rugged carbon fiber drag system, provides up to 20lbs. of drag power.
- Machine forged, double anodized, aluminum spool
- Double anodized, aluminum drag star drag with audible click
- 95MM bowed, anodized, bowed aluminum handle with Winn Dri-Tac knobs
- Double anodized, aluminum spool tension cap with audible click
- Lew's patented Speed Dial® Speed Keeper® hook keeper

NEW

Rod Features:

- One-piece HM50 Pro Grade graphite blank with Nano technology
- American Tackle Microwave guides with Nanolite inserts
- Lew's® custom lightweight graphite skeletal reel seat
- Winn Dri-Tac split grip
- **NEW** Lew's exclusive VTR System (Vibration Transfer Ring) direct contact with the blank, transferring vibration directly to your hands!

COMBO MODEL	ROD LGTH./PCS.	LINE CAP. POWER (YD./LB.)	LINE RATING(LB.)	LURE RATING(OZ.)	RPT*
TLCB1SH70M	7'0"-1	M 120/12	10-20	1/8-1/2	31"
TLCB1SHL70M**	7'0"-1	M 120/12	10-20	1/8-1/2	31"
TLCB1SH73MH	7'3"-1	MH 120/12	10-25	3/8-1	31"
TLCB1SHL73MH**	7'3"-1	MH 120/12	10-25	3/8-1	31"

*Recovery Per Turn. **Left hand retrieve.



SPEED KEEPER™
Swing it out and secure your hook. Tucks back under the reel when not in use.



SPEED DIAL®
The Team Lew's Custom Black Speed Spool LFS features our exclusive patented Speed Dial® line indicator.



NEW Team Lew's Custom Black Speed Spin® Combo



Reel Features:

- Premium 10-bearing system with 9 ball bearings and Zero Reverse® one-way clutch bearing
- Aluminum body and sideplate with flush and drain port
- High strength and lightweight C60 carbon skeletal speed rotor with aluminum bail wire
- Double anodized braid ready knurled machined aluminum spool
- High strength solid brass Speed Gears™, cut on precision Hamai CNC gear hobbing machines
- Durable stainless steel main shaft
- Smooth sealed carbon drag system provides up to 22lbs. of drag power
- Aluminum handle with Winn Dri-Tac handle knob
- Speed Lube™ for exceptional smoothness and uninterrupted performance in all weather conditions, from extreme heat to freezing cold

NEW

Rod Features:

- One-piece HM50 Pro Grade graphite blank with Nano technology
- American Tackle Microwave guides with Nanolite inserts
- Lew's® custom lightweight graphite skeletal reel seat Winn Dri-Tac split grip
- **NEW** Lew's exclusive VTR System (Vibration Transfer Ring) direct contact with the blank, transferring vibration directly to your hands!
- Lew's "No Foul" hook keeper


COMBO MODEL	ROD LGTH./PCS.	LINE CAP. POWER (YD./LB.)	LINE RATING(LB.)	LURE RATING(OZ.)	RPT*
TLCB3070MFS	7'0"-1	M 180/8	6-12	3/16-5/8	36"

*Recovery Per Turn.

Power: UL = Ultra-Light | L = Light | ML = Medium Light | M = Medium
MH = Medium Heavy | H = Heavy | XH = Extra Heavy



Team Lew's Custom Black Speed Spool LFS and Speed Spin feature American Tackle Microwave guides with Nanolite Inserts.



NEW

Mach CRUSH SPEED STICK

Setting the standard for value, looks and performance!



Lew's® Mach Crush Speed Spool® SLP Combo and Reel



Reel Features:

- Strong and lightweight, graphite frame and sideplates
- Machined and double anodized aluminum U-shape 32mm spool
- High strength solid brass Speed Gears, cut on precision Hamai CNC machines
- Premium 10-bearing system with double-shielded stainless steel ball bearings and Zero Reverse® one-way clutch bearing
- Externally-adjustable Multi-Setting Brake (MSB) dual cast control system utilizing both an external click-dial for setting the magnetic brake, plus 4 individually dis-engagable disk-mounted internal brake shoes that operate on centrifugal force
- Double anodized aluminum spool tension adjustment with audible click
- Rugged carbon fiber drag system, provides up to 20lbs. of drag power.
- Anodized bowed aluminum 95mm handle with oversized Winn Dri-Tac handle knobs
- Anodized aluminum bowed drag star with audible click adjustment
- Quick release sideplate lock lever

Rod Features:

- One-piece IM8 graphite blank with nano technology
- American Tackle MicroWave Air guides
- Lew's® exclusive SoftTouch graphite skeletal reel seats
- Winn advanced polymer Dri-Tac split-grips
- Lew's "No Foul" hook keeper



COMBO MODEL	LGTH./PCS.	ROD POWER	REEL WT. (OZ.)	LINE CAP. (YD./LB.)	LINE RATING (LB.)	LURE RATING (OZ.)	RPT*
MC1SH70MH	7'0"-1	MH	7.3	110/12	10-20	3/16-3/4	30"
NEW MC1SH73H	7'3"-1	H	7.3	110/12	14-65	3/8-1-1/2	30"
MC1SHL70MH**	7'0"-1	MH	7.3	110/12	10-20	3/16-3/4	30"

*Recovery Per Turn. **Left hand retrieve.

Lew's® Mach Crush Speed Spin® Combo and Reel



Reel Features:

- Premium 11-bearing system with 10 ball bearings and Zero Reverse® one-way clutch bearing
- Strong aluminum body and sideplate
- Lightweight high strength C40 carbon skeletal speed rotor with stainless steel bail wire S-curve oscillation system
- Double anodized knurled aluminum spool
- Hard aluminum alloy Speed Gears™, precision cut on Hamai CNC machines
- Durable stainless steel main shaft
- Aluminum handle with Winn advanced polymer Dri-Tac handle knob
- Speed Lube™ for exceptional smoothness and uninterrupted performance in all weather conditions

Rod Features:

- One piece IM8 graphite blank with Nano technology
- American Tackle MicroWave Air guides
- Lew's® exclusive SoftTouch graphite skeletal reel seat
- Winn advanced polymer Dri-Tac split grips
- Lew's "No Foul" hook keeper

COMBO MODEL	LGTH./PCS.	ROD POWER	REEL WT. (OZ.)	LINE CAP. (YD./LB.)	LINE RATING (LB.)	LURE RATING (OZ.)	RPT*
MCR2069MLFS	6'9"-1	ML	7.8	120/8	6-12	3/16-5/8	31"
MCR3070MFS	7'0"-1	M	8.6	145/10	6-12	3/16-5/8	32"

*Recovery Per Turn.

Lew's Mach Crush Spinning Reel Only

REEL MODEL	BEARINGS	WT. (OZ.)	LINE CAP. (YD./LB.)	GEAR RATIO	RPT*
MCR200	10+1	7.8	120/8	6.2:1	31"
MCR300	10+1	8.6	145/10	6.2:1	32"
MCR400	10+1	8.9	185/12	6.2:1	35"

*Recovery Per Turn.



Mach II SPEED SPOOL SLP Combo



Mach II SPEED SPIN Combo

Lew's® Mach 2 Speed Spool® SLP Combo and Reel



Reel Features:

- Strong and lightweight, graphite frame and sideplates
- Machined and anodized aluminum U-shape spool
- High strength solid brass Speed Gears, cut on precision Hamai CNC machines
- Premium 10-bearing system with double-shielded stainless steel ball bearings and Zero Reverse® one-way clutch bearing
- Externally adjustable Magnetic Control System (MCS) Double anodized spool tension knob with click adjust
- Durable Rulon drag system, provides up to 15lbs. of drag power
- Bowed lightweight aluminum 95mm reel handle with Winn Dri-Tac handle knobs
- Anodized aluminum bowed drag star with audible click adjustment
- Quick release sideplate lock lever
- Zirconia line guide

Rod Features:

- One-piece IM8 graphite blank with Nano technology
- Guides are constructed with durable stainless steel frames and aluminum oxide inserts
- Lew's® exclusive SoftTouch graphite skeletal reel seats
- Winn advanced polymer Dri-Tac split-grips
- Lew's "No Foul" hook keeper



COMBO MODEL	LGTH./PCS.	ROD POWER	REEL WT. (OZ.)	LINE CAP. (YD./LB.)	LINE RATING (LB.)	LURE RATING (OZ.)	RPT*
MH2SH70MH	7'0"-1	MH	7.2	110/12	10-20	3/16-3/4	30"
MH2SH73MHCB	7'3"-1	MH	7.2	110/12	10-25	1/2-1-3/8	30"
MH2SHL70MH**	7'0"-1	MH	7.2	110/12	10-20	3/16-3/4	30"

*Recovery Per Turn. **Left hand retrieve.

Lew's® Mach 2 Speed Spin® Combo and Reel



Reel Features:

- Premium 10-bearing system with 9 ball bearings and Zero Reverse® one-way clutch bearing
- Aluminum body and sideplate
- Lightweight high strength C40 carbon skeletal speed rotor with stainless steel bail wire
- S-curve oscillation system
- Lightweight anodized aluminum spool
- Hard aluminum alloy Speed Gears™, precision cut on Hamai CNC machines
- Durable stainless steel main shaft
- External stainless steel screws
- Braid ready knurled spool
- Smooth six-disc drag system
- Aluminum handle with Winn Dri-Tac paddle knobs
- Speed Lube™ for exceptional smoothness and uninterrupted performance in all weather conditions
- Adjustable for right or left hand retrieve

Rod Features:

- One-piece IM8 graphite blank with Nano technology
- Guides are constructed with durable stainless steel frames and aluminum oxide inserts
- Lew's® exclusive SoftTouch graphite skeletal reel seat
- Winn advanced polymer Dri-Tac split-grips
- Lew's "No Foul" hook keeper

Power: UL = Ultra-Light | L = Light | ML = Medium Light | M = Medium | MH = Medium Heavy | H = Heavy | XH = Extra Heavy



REEL MODEL	BEARINGS	WT. (OZ.)	LINE CAP. (YD./LB.)	GEAR RATIO	RPT*
MH2-100	9+1	8.2	120/6	6.2:1	30"
MH2-200	9+1	8.4	120/8	6.2:1	31"
MH2-300	9+1	9.1	145/10	6.2:1	32"
MH2-400	9+1	9.6	145/10	6.2:1	35"

COMBO MODEL	LGTH./PCS.	ROD POWER	REEL WT. (OZ.)	LINE CAP. (YD./LB.)	LINE RATING (LB.)	LURE RATING (OZ.)	RPT*
M21070ULFS	7'0"-1	UL	8.2	120/6	4-8	1/32-1/4	30"
M22069MLFS	6'9"-1	ML	8.4	120/8	4-12	1/16-5/16	31"
M23069MFS	6'9"-1	M	9.1	145/10	6-14	1/8-1/2	32"

*Recovery Per Turn.



Glenn Browne
FLW Tour Pro

"With the Mach 2 baitcaster combo you can make longer casts and still have the sensitivity to feel the bite."

Glenn Browne

NEW

Mach¹

America's #1

selling combo, just got better!



Downeast Fishing Club members Nick Stox (left) and Dorien Scott

NEW Lew's® Mach 1® Speed Spool® SLP Combo and Reel



Reel Features:

- One-piece lightweight SLP graphite frame and sideplates with 3 drain ports
- Premium 8-bearing system with stainless steel double shielded bearings and Zero Reverse® one-way clutch
- High strength solid brass Speed Gears™, cut on precision Hamai CNC gear hobbing machines
- Externally adjustable Multi-Setting Brake (MSB) dual cast control system utilizing both an external click-dial for setting the magnetic brake, plus 4 individually dis-engagable disk-mounted internal brake shoes that operate on centrifugal force
- Machine forged, double anodized aluminum, 32mm deep spool
- Double anodized, aluminum drag star with audible click
- Durable Rulon drag system, provides up to 15lbs. of drag power
- 95MM bowed, anodized, aluminum handle with Lew's Combat Grip paddles
- Double anodized, aluminum spool tension cap with audible click

Rod Features:

- One-piece IM8 graphite blank with Nano technology
- Guides are constructed with durable stainless steel frames and aluminum oxide inserts
- Lew's custom lightweight graphite skeletal reel seat
- Winn Dri-Tac grip with EVA butt
- Lew's "No Foul" hook keeper



COMBO MODEL	LGTH./PCS.	ROD POWER	LINE CAP. (YD./LB.)	LINE RATING (LB.)	LURE RATING (OZ.)	GEAR RATIO	RPT*
MH1SHA610MH	6'10"-1	MH	140/12	10-20	3/8-3/4	30"	
MH1SHLA610MH**	6'10"-1	MH	140/12	10-20	3/8-3/4	30"	
MH1SHA72MH	7'2"-1	MH	140/12	12-50	3/16-1	30"	
MH1SHLA72MH**	7'2"-1	MH	140/12	12-50	3/16-1	30"	

*Recovery Per Turn. **Left hand retrieve.

NEW Lew's® Mach 1 Speed Spin® Combo and Reel



Reel Features:

- Rugged, lightweight graphite body
- 10-bearing system (9+1) with Zero Reverse® one-way clutch bearing
- 6.2:1 high speed gear ratio
- C40 carbon skeletal rotor
- Double anodized ported knurled aluminum spool
- Fold down anodized aluminum with Lew's Combat Grip paddle
- Strong and balanced stainless steel bail
- High strength solid brass Speed Gears, cut on precision Hamai CNC gear hobbing machines
- Oversized multi-disc drag system for smooth performance
- Speed Lube® for exceptional smoothness and uninterrupted performance in all weather conditions from extreme heat to freezing cold
- Adjustable for right or left hand retrieve

Rod Features:

- One-piece IM8 graphite blank with Nano technology
- Guides are constructed with durable stainless steel frames and aluminum oxide inserts
- Lew's exclusive SoftTouch graphite skeletal reel seat
- Winn Dri-Tac grip with EVA butt
- Lew's "No Foul" hook keeper

COMBO MODEL	LGTH./PCS.	ROD POWER	LINE CAP. (YD./LB.)	LINE RATING (LB.)	LURE RATING (OZ.)	GEAR RATIO	RPT*
MIA1070LFS	7'0"-1	L	120/6	4-8	1/32-1/4		
MIA2069MLFS	6'9"-1	ML	120/8	4-10	1/16-5/16		
MIA3069MFS	6'9"-1	M	145/10	6-14	1/8-1/2		

*Recovery Per Turn.



MACH FISHING PROGRAM

The Lew's High School Mach Fishing Program provides rods and reels at no charge in response to project-based applications as a way to nurture high school sanctioned fishing club activities to the benefit of their members, schools and communities.

See back page for more details.



Lew's Mach Speed Spin Combo and Reel



Reel Features:

- Quality 8-bearing system and Zero Reverse one-way clutch bearing
- Rugged graphite body and side cover
- Graphite skeletal rotor with stainless steel bail wire
- S-curve oscillation system • Lightweight anodized aluminum spool
- Quality solid brass pinion gear • Durable stainless steel main shaft
- Braid ready knurled spool
- Smooth six-disc drag system
- Aluminum handle with Lew's® paddle knob
- Speed Lube® for exceptional smoothness and uninterrupted performance in all weather conditions, from extreme heat to freezing cold
- Adjustable for right or left hand retrieve

REEL ONLY	BEARINGS	WT. (OZ.)	LINE CAP. (YD./LB.)	GEAR RATIO	RPT*
MS100	7+1	8.2	120/6	6.2:1	30"
MS200	7+1	8.4	120/8	6.2:1	31"
MS300	7+1	9.1	145/10	6.2:1	32"
MS400	7+1	9.6	185/12	6.2:1	35"

Rod Features:

- IM6 graphite blank
- Guides are constructed with durable stainless steel frames and polished stainless steel inserts
- Lew's exclusive graphite skeletal reel seat
- Lightweight EVA split grips

COMBO MODEL	LGTH./PCS.	ROD POWER	LINE CAP. (YD./LB.)	LINE RATING (LB.)	LURE RATING (OZ.)	GEAR RATIO	RPT*
MS3066M	6'6"-1	M	145/10	4-12	1/8-1/2		32"
MS3070M	7'0"-1	M	145/10	6-12	1/8-1/2		32"
MS3066M-2	6'6"-2	M	145/10	4-12	1/8-1/2		32"
MS4070M-2	7'0"-2	M	185/12	6-12	1/8-1/2		35"

*Recovery Per Turn.

Lew's® Mach® Speed Spool® SLP Baitcast Reel



Reel Features:

- Strong and lightweight, graphite frame and sideplates
- Machined and anodized aluminum U-shape 32mm spool
- High strength solid brass Speed Gears, cut on precision Hamai CNC gear hobbing machines
- Premium 10-bearing system with double-shielded stainless steel ball bearings and Zero Reverse one-way clutch bearing
- Externally adjustable Magnetic Control System (MCS)
- Double anodized aluminum spool tension adjustment
- Durable Rulon drag system, provides up to 15lbs. of drag power.
- Anodized bowed aluminum 95mm handle with Lew's custom SoftTouch paddle handle knobs
- Quick release sideplate lock lever
- Zirconia line guide • External lube port

EL ONLY	BEARINGS	WT. (OZ.)	LINE CAP. (YD./LB.)	GEAR RATIO	RPT*
MSIH	9+1	7.2	110/12	6.8:1	27"
MSISH	9+1	7.2	110/12	7.5:1	30"
MSISHL**	9+1	7.2	110/12	7.5:1	30"

*Recovery Per Turn. **Left hand retrieve.



Power: UL = Ultra-Light | L = Light | ML = Medium Light | M = Medium | MH = Medium Heavy | H = Heavy | XH = Extra Heavy

David Fritts All-Purpose Crank Back Speed Spool

Designed for Crankbaits, Spinnerbaits, Lipless Cranks, Bladed Jigs, and Swimbaits

David Fritts Crank Back Baitcast Combo



Reel Features:

- One-piece, lightweight, graphite frame and sideplates
- 5-bearing system includes Zero Reverse® one-way clutch bearing
- 5.4:1 gear ratio
- External Magnetic Cast Control adjustment (MCS)
- Anodized aluminum spool and bowed aluminum handle
- Durable Rulon drag system, provides up to 15lbs. of drag power

Rod Features:

- One piece 7' medium heavy IM6 moderate action graphite blank
- High density EVA split-grips
- Lew's® exclusive skeletal graphite reel seat
- Stainless steel guides with stainless steel inserts

COMBO MODEL	LGTH. /PCS.	ROD POWER	WT. (OZ.)	REEL CAP. (YD./LB.)	LINE RATING (LB.)	LURE RATING (OZ.)	GEAR RATIO	RPT*
DF1SCB70MH	7'0"-1	MH	7.0	120/12	10-25	3/8-1	5.4:1	23"

*Recovery Per Turn.

"If you're like me, and love cranking back lures, this combo is for you. With its ideal retrieve speed, effortless casting and smooth winding reel the Crank Back combo is a tremendous bargain."

David Fritts

David Fritts
BASSMASTER
Classic® Champion

LASER MG SPEED SPOOL



LASER MG SPEED SPOOL Combo

Laser® MG Speed Spool® Combo



Reel Features:

- One-piece, lightweight, graphite composite frame and sideplates
- Premium 8-bearing system with stainless steel double shielded bearings and Zero Reverse one-way clutch
- LSG1HMG66MH, LSG1HMG70MH have a 6.4:1 gear ratio, LSG1SHMG66MH has a 7.1:1 gear ratio
- Externally adjustable Magnetic Control System (MCS)
- Machined and anodize aluminum spool
- High strength solid brass main gear and crank shaft
- Anodized aluminum bowed handle with Lew's® custom paddle handle knobs
- Zirconia line guide
- Quick and easy removable graphite palming sideplate
- Anodized aluminum spool tension adjustment knob
- Fully adjustable, smooth graphite star drag system
- Durable Rulon drag system, provides up to 15lbs. of drag power

Rod Features:

- One-piece IM6 graphite medium heavy action rod blank
- Stainless steel guides with stainless steel inserts
- Lew's® exclusive skeletal graphite reel seat
- Lightweight, durable split-grip EVA handles
- Patented "No Foul" hook keeper in the split

COMBO MODEL	LGTH. /PCS.	ROD POWER	LINE CAP. (YD./LB.)	REEL CAP. (YD./LB.)	LINE RATING (LB.)	LURE RATING (OZ.)	RPT*
LSG1HMG66MH	6'6"-1	MH	120/12	10-20	3/8-3/4	28"	
LSG1SHMG610MH	6'10"-1	MH	120/12	10-20	3/8-3/4	31"	
LSG1HMG70MH	7'0"-1	MH	120/12	10-20	3/8-3/4	28"	

*Recovery Per Turn.

Laser® MG Speed Spool® Baitcast Reel Series



- One-piece, lightweight, graphite frame and sideplates
- Premium 8-bearing system with stainless steel double shielded bearings and Zero Reverse® one-way clutch
- High strength solid brass Speed Gears™, cut on precision Hamai CNC gear hobbing machines
- Externally adjustable Magnetic Control System (MCS)
- Machine forged anodized aluminum 35mm spoolNEW
- Durable Rulon drag system, provides up to 15lbs. of drag power
- High strength solid brass main gear and crank shaft
- Anodized aluminum bowed 95MM handle with Lew's® custom paddle handle knobs
- Zirconia line guide
- Quick and easy removable graphite palming sideplate
- Anodized aluminum spool tension adjustment knob
- Fully adjustable, smooth graphite star drag system
- LSG1SMG features high capacity dimpled spool

MODEL	BEARINGS	WT. (OZ.)	LINE CAP. (YD./LB.)	GEAR RATIO	RPT*
LSG1SMG+	7+1	7.2	150/12	5.4:1	23"
LSG1HMG	7+1	7.2	120/12	6.4:1	28"
LSG1SHMG OR C	7+1	7.2	120/12	7.1:1	31"
LSG1SHLMG**	7+1	7.2	120/12	7.1:1	31"

*Recovery Per Turn. **Left hand retrieve.

†High capacity dimpled spool. C = Clam pack.

Power: UL = Ultra-Light | L = Light | ML = Medium Light | M = Medium | MH = Medium Heavy | H = Heavy | XH = Extra Heavy

Lew's® Laser® Speed Spin® Spinning Combos



Reel Features:

- Smooth 8-bearing system with 7-ball bearings and Zero Reverse® one-way clutch bearing
- Rugged graphite body with metallic paint
- Skeletal balanced graphite rotor
- Double anodized skeletal knurled aluminum spool
- Strong and balanced thick aluminum bail
- Thin compact gear box
- Folding handle with performance handle knob
- Speed Lube® for exceptional smoothness and uninterrupted performance in all weather conditions from extreme heat to freezing cold
- Adjustable for right or left hand retrieve

LASER SPEED SPIN



LASER Lite SPEED SPIN

Lew's® Laser® Lite Speed Spin® Spinning Reels



Reel Features:

- Rugged graphite body and lightweight skeletal rotor design
- Anodized aluminum spool
- Strong and balanced aluminum bail
- Thin compact gear box • 6-bearing system with Zero Reverse® one-way clutch bearing • 5.1:1 gear ratio
- Collapsible handle with SoftTouch knob
- Oiled felt multiple disc drag system for smooth performance
- Speed Lube® for exceptional smoothness and uninterrupted performance in all weather conditions
- Adjustable for right or left hand retrieve

MODEL	BEARINGS	WT. (OZ.)	LINE CAP. (YD./LB.)	RPT*	MSRP
LLS50 OR C	6+1	4.9	120/4	21"	
LLS75 OR C	6+1	5.0	120/6	22"	
LLS100 OR C	6+1	7.8	160/6	23.5"	

*Recovery Per Turn. C = Clam pack.

MSRP \$29.99



NEW Hypersonic Speed Spin® Spinning Combo



Reel Features:

- Rugged, lightweight graphite body and rotor
- 4-bearing system with Zero Reverse® one-way clutch bearing
- 5.1:1 gear ratio
- Anodized aluminum spool
- Fold down handle with Lew's SoftTouch knob
- Strong and balanced bail
- Precision cut solid brass pinion gear
- Oversized multi-disc drag system for smooth performance
- Speed Lube™ for exceptional smoothness and uninterrupted performance in all weather conditions from extreme heat to freezing cold
- Adjustable for right or left hand retrieve

LASER SPEED SPIN® Combo

Rod Features:

- Premium IM6 graphite blank
- Quality stainless steel guides
- Split-grip EVA handle for weight reduction
- Exclusive Lew's graphite skeletal reel seat

COMBO MODEL	LGTH. /PCS.	ROD POWER	REEL BEARINGS	WT. (OZ.)	LINE CAP. (YD./LB.)	GEAR RATIO	RPT*
LSG2060M-2	6'0"-2	M	7+1	8.3	120/8	5.2:1	26"
LSG3066M-2	6'6"-2	M	7+1	9.3	145/10	5.2:1	31"
LSG4070M-2	7'0"-2	M	7+1	9.8	185/12	5.2:1	33"

*Recovery Per Turn.

REEL MODEL	BEARINGS	WT. (OZ.)	LINE CAP. (YD./LB.)	GEAR RATIO	RPT*
LSG100	7+1	8.1	120/6	5.2:1	22"
LSG200 OR C	7+1	8.3	120/8	5.2:1	26"
LSG300 OR C	7+1	9.3	145/10	5.2:1	31"
LSG400 OR C	7+1	9.8	185/12	5.2:1	33"

*Recovery Per Turn. C = Clam pack.

LASER Lite SPEED SPIN® Combo

Lew's® Laser® Lite Speed Spin® Spinning Combos



Reel Features:

- Rugged graphite body and lightweight skeletal rotor design
- Anodized aluminum spool • Strong and balanced aluminum bail
- Thin compact gear box • 4-bearing system with Zero Reverse® one-way clutch bearing • 5.1:1 gear ratio • Collapsible handle with SoftTouch knob
- Oiled felt multiple disc drag system for smooth performance
- Speed Lube® for exceptional smoothness and uninterrupted performance in all weather conditions • Adjustable for right or left hand retrieve

Rod Features:

- IM6 graphite blanks • Split-grip EVA handle for weight reduction
- Quality stainless steel guides with lightweight stainless steel inserts
- Lightweight graphite skeleton reel seat with a cushioned stainless steel hood

COMBO MODEL	LGTH. /PCS.	ROD POWER	WT. (OZ.)	LINE CAP. (YD./LB.)	LINE RATING (LB.)	LURE RATING (OZ.)	RPT*
LLS5050L-1	5'0"-1	L	4.9	120/4	2-6	1/32-1/4	21"
LLS7556L-1	5'6"-1	L	5.0	120/6	2-6	1/32-1/4	22"
LLS7560L-1	6'0"-1	L	5.0	120/6	2-6	1/32-1/4	22"
NEW LLS10066UL-2	6'6"-2	UL	7.8	160/6	2-6	1/32-1/8	23.5"
NEW LLS10070UL-2	7'0"-2	UL	7.8	160/6	2-6	1/32-1/8	23.5"

*Recovery Per Turn.

HS1 HYPERSONIC SPEED SPIN

NEW

Rod Features:

- 2-piece IM6 graphite blanks
- Guides are constructed with durable stainless steel frames and stainless steel inserts
- Lew's® exclusive graphite skeletal reel seat
- Durable high density EVA foam split-grips

COMBO MODEL	LGTH. /PCS.	ROD POWER	LINE CAP. (YD./LB.)	LINE RATING (LB.)	LURE RATING (OZ.)	RPT*
HS2060L-2	6'0"-2	L	4-10	10-20	1/8-1/2	23"
HS3066M-2	6'6"-2	L	4-10	10-20	1/8-1/2	25"

*Recovery Per Turn.

Power: UL = Ultra-Light | L = Light | ML = Medium Light | M = Medium | MH = Medium Heavy | H = Heavy | XH = Extra Heavy

LASER^{XL} SPEED SPIN[®] Perfectly balanced

and priced right!



Lew's[®] Laser XL 50-80 Speed Spin Reels and Spinning Combos

- Reel Features:**
- Ball bearing drive
 - Rugged graphite body and rotor
 - Durable stainless steel bail
 - Anodized aluminum spool
 - Aluminum folding handle with performance handle knob
 - Speed Lube™ for exceptional smoothness and uninterrupted performance in all weather conditions from extreme heat to freezing cold
 - Adjustable for right or left hand retrieve

Rod Features:

- Premium graphite blank
- Quality stainless steel guides with aluminum oxide inserts
- Full length EVA grip
- Graphite reel seat with cushioned metal hoods
- Hook keeper

REEL MODEL	WT. (OZ.)	LINE CAP. (YD./LB.)	GEAR RATIO	RPT*
LXL50 OR C	13.1	285/15	5.1:1	30"
LXL60 OR C	13.7	255/20	5.1:1	31"
LXL70 OR C	23.5	330/20	4.4:1	37"
LXL80 OR C	25.1	320/25	4.4:1	40"

*Recovery Per Turn. C = Clam pack.

COMBO MODEL	LGTH. /PCS.	ROD POWER	WT. (OZ.)	LINE CAP. (YD./LB.)	LINE RATING (LB.)	LURE RATING (OZ.)	RPT*
LXL5070M-2	7'0"-2	M	13.1	285/15	10-20	3/8-2	30"
LXL6080M-2	8'0"-2	M	13.7	255/20	10-20	3/8-2	31"
LXL7090MH-2	9'0"-2	MH	23.5	330/20	15-30	1-5	37"
LXL8010MH-2	10'0"-2	MH	25.1	320/25	15-30	1-5	40"
LXL8012MH-2	12'0"-2	MH	25.1	320/25	20-40	2-8	40"

*Recovery Per Turn.

Cat Daddy[®] All the features a "Cat Daddy" desires.



Cat Daddy[®] Spinning Combos

- Reel Features:**
- Ball bearing drive
 - 32-point multi-stop anti-reverse system
 - Oversized line roller to reduce line twist
 - Pre-spoiled with 15lb. test Mr. Catfish[®] Hi-Vis mono on the 7 feet, 20lb. test on the 9' combo
 - Adjustable for right or left hand retrieve



Rod Features:

- Rugged 2-piece premium tubular glass blanks
- Double footed stainless steel guides with aluminum oxide inserts
- Graphite reel seat with cushioned stainless steel hoods
- Cat Daddy Fighting Grips with EVA foam construction for total control when fighting big cats!
- Stainless steel hook keepers

COMBO MODEL	LGTH. /PCS.	ROD POWER	GEAR RATIO	LINE RATING (LB.)	LURE RATING (OZ.)
CDS5070MH-2	7'-2	MH	5.1:1	10-20	3/8-2
CDS6090MH-2	9'-2	MH	5.1:1	15-30	1-5

Lew's Speed Cast[®]

Features:

- 5-bearing system with stainless steel double shielded ball bearings and Zero Reverse[®] one-way clutch bearing
- 100mm double anodized power handle with round EVA power grips
- 15lb. max drag
- Brass main gear and crankshaft
- Carbon fiber drag with anodized aluminum drag star control with audible click
- Centrifugal braking system
- Anodized aluminum frame and sideplates
- Anodized aluminum spool
- Audible bait clicker

MODEL	BEARINGS	WT. (OZ.)	LINE CAP. (YD./LB.)	GEAR RATIO	RPT*
SC600	4+1	11.8	300/15	5.3:1	23"
SC600L**	4+1	11.8	300/15	5.3:1	23"

*Recovery Per Turn. **Left hand retrieve.

Power: L=Light | ML = Medium Light | M = Medium | MH = Medium Heavy



Lew's[®] Laser XL 10-40 Speed Spin Reels and Spinning Combos

Reel Features:

- Smooth 4-bearing system with 3-ball bearings and Zero Reverse[®] one-way clutch bearing
- Rugged graphite body and rotor
- Durable stainless steel bail
- Anodized aluminum spool
- Folding resin handle with performance handle knob
- Speed Lube for exceptional smoothness and uninterrupted performance in all weather conditions
- Adjustable for right or left hand retrieve

Rod Features:

- Premium graphite blank
- Quality stainless steel guides with stainless steel inserts
- Comfortable EVA handle
- Graphite reel seat with cushioned metal hoods
- Professional style hook keeper

REEL+ MODEL	BEARINGS	WT. (OZ.)	LINE CAP. (YD./LB.)	GEAR RATIO	RPT*
LXL10C	3+1	8.4	150/6	5.1:1	24"
LXL20C	3+1	8.5	150/8	5.1:1	25"
LXL30C	3+1	10.2	165/10	5.1:1	26"
LXL40C	3+1	10.5	190/12	5.1:1	27"

*Recovery Per Turn. +Reel comes in Clam Pack only.

COMBO MODEL	LGTH. /PCS.	ROD POWER	WT. (OZ.)	LINE CAP. (YD./LB.)	LINE RATING (LB.)	LURE RATING (OZ.)	RPT
LXL1056L-2	5'6"-2	L	8.4	150/6	4-10	1/4-3/8	24"
LXL2060M-2	6'0"-2	M	8.5	150/8	6-12	1/4-1/2	25"
LXL3066M-2	6'6"-2	M	10.2	165/10	6-12	1/4-1/2	26"
LXL4070M-2	7'0"-2	M	10.5	190/12	8-15	1/4-3/4	27"

*Recovery Per Turn.

Power: UL = Ultra-Light | L=Light | ML = Medium Light | M = Medium | MH = Medium Heavy



Mr. Striper[®] Baitcast Combos

Reel Features:

- Sturdy 4-bearing system with 3-ball bearings and Zero Reverse one-way clutch bearing
- Chrome plated brass frame
- Anodized aluminum sideplates and machined spool
- 100mm power handle with SoftTouch handle knobs • On/off bait clicker
- Carbon fiber/stainless steel drag system with up to 13lbs. drag power
- Adjustable centrifugal braking system

Rod Features:

- One-piece graphite/glass blank
- Double footed stainless steel guides with polished stainless steel inserts
- High quality graphite reel seats with cushioned stainless steel hood
- Durable high density EVA grips • Professional style hook keepers

COMBO MODEL	LGTH./PCS.	ROD POWER	REEL WT. (OZ.)	GEAR RATIO	LINE RATING (LB.)	LURE RATING (OZ.)
MS6070MH	7'-1	MH	11.7	4.2:1	12-25	3/8-1
MS6070MLCD	7'-1	ML	11.7	4.2:1	6-20	1/4-3/4

Lew's Laser XL

Features:

- 4-bearing system with stainless steel double shielded ball bearings and Zero Reverse one-way clutch bearing
- 100mm double anodized power handle with EVA power grips
- 15lbs. max drag
- Brass main gear and crankshaft
- Carbon fiber drag with anodized aluminum drag star control
- Centrifugal braking system
- Anodized aluminum frame and sideplates
- Anodized aluminum spool
- Audible bait clicker

MODEL	BEARINGS	WT. (OZ.)	LINE CAP. (YD./LB.)	GEAR RATIO	RPT*
LXLC60	3+1	11.9	330/20	4.2:1	18.7"

*Recovery Per Turn.

Mr. Striper Rods

Rod Features:

- One-piece graphite/glass blank
- Double footed stainless steel guides with polished stainless steel inserts
- High quality graphite reel seats with cushioned stainless steel hood
- Durable high density EVA rod style cast and downcast spin grips
- Professional style hook keepers

ROD MODEL	ROD STYLE	LGTH./PCS.	ROD POWER	LINE RATING (LB.)	LURE RATING (OZ.)	GUIDES +TIPS
MS70MHC	Cast	7'-0"-1	MH	12-25	3/8-1	6+1
MS76MLCD	Down Cast	7'-6"-1	ML	6-20	1/4-3/4	6+1



MSRP \$6999

4 Bearing System ZERO REVERSE[®]

Lew's American Hero Pledge

We promise to never forget nor take for granted, the service of our American veterans who have given unselfishly during their time of duty so that all who please, can enjoy their favorite activities in the great outdoors of this free country. While a sincere thank you will always be on our lips, it is



from our hearts that we pledge a portion of our profits to help with select programs that benefit the mind, spirit, soul and body of these American Heroes so that they too can experience the same enjoyment outdoors. With the purchase of these Lew's® American Hero® items, you are contributing to our support of these heroes.



NEW

6 Bearing System **IM7** Endurance **COMBAT GRIPS**



NEW

6 Bearing System **IM7** Endurance **COMBAT GRIP**

American Hero Combo guides feature stainless steel frames, stainless steel inserts



Lew's AMERICAN HERO®

NEW American Hero® Camo Baitcast Combos



Reel Features:

- One-piece, lightweight, graphite frame and digital camo sideplates
- Premium 6-bearing system with stainless steel double shielded bearings and Zero Reverse® one-way clutch bearing
- Externally adjustable Magnetic Control System (MCS)
- Anodized aluminum spool
- Durable Rulon drag system, provides up to 15lb. drag power
- High strength solid brass main gear and crank shaft
- Aluminum bowed handle with Lew's® Combat Grip paddles
- Lew's® Combat Grip on thumb bar
- Zirconia line guide
- Quick and easy removable graphite palming sideplate
- Fully adjustable, smooth, bowed graphite star drag system

Rod Features:

- Premium IM7 graphite one-piece blanks
- Gunsmoke stainless steel guide frames with stainless steel inserts
- EVA split-grip handles for reduced weight
- Lew's exclusive skeletal graphite reel seat
- Hook keeper in the split

COMBO MODEL	LGTH. /PCS.	ROD POWER	WT. BEARINGS (OZ.)	LINE CAP. (YD./LB.)	GEAR RATIO	RPT*	MSR
AHC1SH610MH	6'10"-1	MH	5+1	7.2 120/12	7.1:1	31"	
AHC1SHL610MH**	6'10"-1	MH	5+1	7.2 120/12	7.1:1	31"	

*Recovery Per Turn. **Left hand retrieve.

NEW American Hero Camo Spinning Combos



Reel Features:

- Premium 6-bearing system with stainless steel double shielded bearings and Zero Reverse® one-way clutch bearing
- Graphite body and skeletal rotor
- Double anodized aluminum spool
- Strong and balanced thick aluminum bail
- Thin compact gear box
- Aluminum handle with Lew's® Combat Grip paddle
- Speed Lube™ for exceptional smoothness and uninterrupted performance in all weather

Rod Features:

- Premium 2-piece IM7 graphite blanks
- Gunsmoke single-foot stainless steel guide frames with stainless steel inserts
- Lew's exclusive skeletal graphite reel seats
- EVA split-grip handles
- Patented "No Foul" hook keeper

COMBO MODEL	ROD LGTH./PCS.	POWER	WT. BEARINGS (OZ.)	LINE CAP. (YD./LB.)	GEAR RATIO	RPT*	MSR
AHC2060M-2	6'5"-2	M	9.0	120/8	6.2:1	31"	
AHC3066M-2	6'6"-2	M	5+1	10.0 145/10	6.2:1	32"	
AHC4070M-2	7'0"-2	M	5+1	10.5 185/12	6.2:1	32"	

*Recovery Per Turn.

Power: UL = Ultra-Light | L = Light | ML = Medium Light | M = Medium | MH = Medium Heavy | H = Heavy | XH = Extra Heavy



Lew's American Hero Spokesman Hank Parker at Warriors on the Water Ceremony

NEW American Hero® Camo Baitcast Reel Series



Features:

- One-piece, lightweight, graphite frame and digital camo sideplates
- Premium 6-bearing system with stainless steel double shielded bearings and Zero Reverse® one-way clutch bearing
- Externally adjustable Magnetic Control System (MCS)
- Anodized aluminum spool
- Durable Rulon drag system, provides up to 15lb. drag power
- High strength solid brass main gear and crank shaft
- Aluminum bowed handle with Lew's® Combat Grip paddles
- Lew's® Combat Grip on thumb bar • Zirconia line guide
- Quick and easy removable graphite palming sideplate
- Fully adjustable, smooth, bowed graphite star drag system

MODEL	BEARINGS (OZ.)	WT. (OZ.)	LINE CAP. (YD./LB.)	GEAR RATIO	RPT*	MSRP
AHC1SH	5+1	7.2	120/12	7.1:1	31"	\$69.99
AHC1SHL**	5+1	7.2	120/12	7.1:1	31"	\$69.99

*Recovery Per Turn. **Left hand retrieve.

NEW American Hero Camo Speed Spin® Spinning Reel Series



Features:

- Premium 6-bearing system with stainless steel double shielded bearings and Zero Reverse® one-way clutch bearing
- Graphite body and skeletal rotor
- Knurled, anodized aluminum spool
- Strong and balanced thick aluminum bail
- Thin compact gear box
- Aluminum handle with Lew's® Combat Grip paddle
- Speed Lube™ for exceptional smoothness and uninterrupted performance in all weather

MODEL	BEARINGS (OZ.)	WT. (OZ.)	LINE CAP. (YD./LB.)	GEAR RATIO	RPT*	MSRP
AHC200 OR C	5+1	9.0	120/8	6.2:1	31"	\$39.99
AHC300 OR C	5+1	10.0	145/10	6.2:1	32"	\$39.99

*Recovery Per Turn. C= Clam Pack.

NEW American Hero Camo Spincast Combo

Reel Features:

- Double anodized aluminum cone
- Injection molded body
- Dual-pin line pick up system
- Nickel plated handle
- Lew's® Combat Grip paddles
- Pre-spooled with 8lb mono

Rod Features:

- 6' medium 2-piece IM6 graphite blank
- High density EVA split-grip handle
- Stainless steel guides with stainless steel inserts

MODEL	LGTH./PCS.	POWER	WT. (OZ.)	LINE CAP. (YD./LB.)	RATIO	RPT*
AHCM2060M-2	6'0"-1	M	7.4	90/8	3.4:1	16"

*Recovery Per Turn.



6 Bearing System **COMBAT**

6 Bearing System **COMBAT GRIPS**

6 Bearing System **COMBAT GRIP**

Power: UL = Ultra-Light | L = Light | ML = Medium Light | M = Medium | MH = Medium Heavy | H = Heavy | XH = Extra Heavy



The FOCUS Marines Foundation was created in 2010 by Marines who served in the Corps years ago. Following active service, they lived productive and rewarding lives. These Marines, many of whom saw combat in Vietnam, understood firsthand the issues of transitioning from military to civilian lives and were determined to help this new generation of Marines and veterans who served during the war on terror. Lew's Chairman of the Board, Lynn Reeves, states "This is exactly why our American Hero Program was established—to aid our proud veterans".



"Through Warriors on the Water, I've had the chance to fish with several service members from various branches of our military and I honestly feel that I get as much out of the time spent on the water with them as they say they get from me. After losing my Son-in-law to PTSD in 2010, it has only strengthened my desire to spend more time with these outstanding service members and give them a chance to experience a day on the water doing something I love and hope to ignite that same love of fishing for them as well." Kevin Matthews



Warriors On The Water Military Appreciation Bass Fishing Tournament

American Hero Combo guides feature stainless steel frames, stainless steel inserts



American Hero Baitcast Combos



Reel Features:

- One-piece, lightweight, graphite frame and sideplates
- Premium 5-bearing system with stainless steel double-shielded and Zero Reverse® one-way stainless steel clutch bearing
- Externally adjustable Magnetic Control System (MCS)
- Machine forged aluminum blue anodized spool
- Durable Rulon drag system, provides up to 15lbs. drag power
- High strength solid brass main gear and crankshaft
- Aluminum bowed handle with Lew's custom paddle handle knobs
- Zirconia line guide

- Quick and easy removable graphite palming sideplate
- Blue anodized aluminum spool tension adjustment knob
- Fully adjustable, smooth, bowed graphite star drag system

Rod Features:

- One-piece IM6 graphite blanks
- Gunsmoke single-foot stainless steel guide frames with stainless steel inserts
- Lew's exclusive graphite skeletal reel seat
- EVA split-grip handles for weight reduction
- Patented "No Foul" hook keeper

REEL MODEL	BEARINGS	WT. (OZ.)	LINE CAP. (YD./LB.)	GEAR RATIO	RPT*
AH1H	4+1	7.2	120/12	6.4:1	28"
AH1HL**	4+1	7.2	120/12	6.4:1	28"
AH1SH OR C	4+1	7.2	120/12	7.1:1	31"

*Recovery Per Turn. **Left hand retrieve. C = Clam Pack.

COMBO MODEL	LGTH. /PCS.	ROD POWER	REEL WT. (OZ.)	LINE CAP. (YD./LB.)	ROD RATING (LB.)	LINE RATING (OZ.)	ROD RPT*	LURE RATING
AH1H66MH	6'6"-1	MH	7.2	6.4:1	120/12	10-20	3/8-1	28"
AH1SH610MH	6'10"-1	MH	7.2	7.1:1	120/12	10-20	3/8-1	31"
AH1H70MH	7'0"-1	MH	7.2	6.4:1	120/12	10-20	3/8-1	28"
AH1HL70MH**	7'0"-1	MH	7.2	6.4:1	120/12	10-20	3/8-1	28"

*Recovery Per Turn. **Left hand retrieve.

American Hero Spinning Combos



Reel Features:

- 5-bearing stainless steel system with Zero Reverse one-way clutch bearing
- Graphite body and skeletal graphite rotor
- Double anodized aluminum spool
- Strong and balanced thick aluminum bail
- Thin compact gear box
- Aluminum handle with Lew's custom paddle handle knob

- Speed Lube for exceptional smoothness and uninterrupted performance in all weather

Rod Features:

- Premium 2-piece IM6 graphite blanks
- Gunsmoke single-foot stainless steel guide frames with stainless steel inserts
- Lew's exclusive graphite skeletal reel seats
- EVA split-grip handles
- Patented "No Foul" hook keeper

REEL MODEL	BEARINGS	WT. (OZ.)	LINE CAP. (YD./LB.)	GEAR RATIO	RPT*
AH100 OR C	4+1	8.7	120/6	6.2:1	30"
AH200 OR C	4+1	8.9	120/8	6.2:1	31"
AH300 OR C	4+1	9.9	145/10	6.2:1	32"
AH400 OR C	4+1	10.4	185/12	6.2:1	35"

*Recovery Per Turn. C = Clam Pack.

COMBO MODEL	LGTH. /PCS.	ROD POWER	REEL WT. (OZ.)	LINE CAP. (YD./LB.)	ROD RATING (LB.)	LINE RATING (OZ.)	ROD RPT*	LURE RATING
AH2060M-2	6'0"-2	M	8.9	120/8	4-12	1/8-1/2	31"	
AH3066M-2	6'6"-2	M	9.9	145/10	4-12	1/8-1/2	32"	
AH4070M-2	7'0"-2	M	10.4	185/12	4-12	1/8-1/2	35"	

*Recovery Per Turn.

Power: UL = Ultra-Light | L = Light | ML = Medium Light | M = Medium | MH = Medium Heavy | H = Heavy | XH = Extra Heavy

Supporting those who protect our freedoms.

American Hero Rod guides feature stainless steel frames, stainless steel inserts



American Hero Pistol Grip

American Hero IM7 Speed Stick® Graphite Rods

Features:

- Premium IM7 one-piece graphite blank with multilayer, multidirectional graphite blank reinforced with premium resins
- Rugged stainless steel guides with smooth polished stainless steel inserts
- Exposed blank for instant vibration transmission with premium high-density EVA split-grips
- Lew's exclusive graphite skeletal reel seat
- Patented stainless steel "No Foul" hook keeper

CASTING	MODEL	TIP POWER	LGTH. ACTION	LINE /PCS.	LURE RATING	GUIDES RATING	+TIPS
Pistol Grip*	AH60MCP	M	F	6'0"-1	6-12	1/16-3/4	8+Tip
Triggerstick	AH66MHC	MH	F	6'6"-1	10-20	3/8-1	9+Tip
Triggerstick	AH70MC	M	F	7'0"-1	8-17	1/4-5/8	9+Tip
Triggerstick	AH70MHC	MH	F	7'0"-1	10-20	3/8-1 1/2	9+Tip
Crankbait	AH70MHCBC	MH	F	7'0"-1	12-30	1/2-1 1/4	9+Tip
Flipping	AH76HC	H	F	7'6"-1	20-40	1/2-2	10+Tip
Spinning	AH66MS	M	F	6'6"-1	4-12	1/8-1/2	8+Tip
Spinning	AH70MS	M	F	7'0"-1	4-12	1/8-1/2	9+Tip
Spinning	AH70MHS	MH	F	7'0"-1	8-14	3/8-3/4	9+Tip
Inshore Casting	AH169MFC	M	F	6'9"-1	8-15	1/16-3/4	9+Tip

*Pistol grip handle.

IM 6



American Hero Spincast Combos in Your Choice ABS or Metal Cone

Reel Features:

- Injection molded body
- Engineered ABS cone
- Dual-pin line pick up system
- Nickel chrome plated steel handle with SoftTouch grip
- Pre-spooled with 8lb. mono

Rod Features:

- 5'6" medium one-piece IM6 graphite blank
- High density split-grip EVA handle
- Stainless steel guides with stainless steel inserts

American Hero Metal Cone

Reel Features:

- Double-anodized aluminum cone
- Injection molded body • Dual pin line pick up system
- Nickel chrome plated steel handle with SoftTouch rubber grips
- Pre-spooled with 8lb. mono
- Stainless steel line guide

Rod Features:

- 6'0" medium one-piece IM6 graphite blank
- High density EVA handle
- Stainless steel guides with stainless steel inserts

COMBO MODEL	REEL BODY	LGTH. /PCS.	ROD POWER	LINE CAP. (YD./LB.)	GEAR RATIO	RPT*
WGC2056M-2	ABS Cone	5'6"-2	M	90/8	3.4:1	16"
AHM2060M-2	Metal Cone	6'0"-2	M	90/8	3.4:1	16"

REEL ONLY	WEIGHT (OZ.)	LINE CAP. (YD./LB.)	GEAR RATIO	RPT*
AHSC2C (ABS Cone)	6.8	90/8	3.4:1	16"
AHBC2C (Metal Cone)	7.4	90/8	3.4:1	16"

*Recovery Per Turn.



E. American Hero WE GO® 2 Speed Spin Combos

Reel Features:

- 3-bearing system (2+1) • Graphite body, rotor and spool
- Pre-spooled with premium 6lb. mono
- Speed Lube for exceptional smoothness and uninterrupted performance in all weather conditions
- Right/left hand retrieve

Rod Features:

- 2-piece IM6 graphite blanks
- Durable high density EVA foam split-grips
- Lightweight stainless steel guides
- Conventional reel seat with cushioned stainless steel hoods

E. MODEL	LGTH. /PCS.	ROD POWER	LINE CAP. (YD./LB.)	GEAR RATIO	RPT*	MSRP
WG7550L-2	5'0"-2	L	120/6	5.2:1	22"	
WG1056M-2	5'6"-2	M	160/6	5.2:1	23"	
WG1560M-2	6'0"-2	M	100/8	5.2:1	23"	
WG2066M-2	6'6"-2	M	150/8	5.1:1	23.5"	

*Recovery Per Turn.

Power: UL = Ultra-Light | L = Light | ML = Medium Light | M = Medium | MH = Medium Heavy

Beware Reds, Specks and

NEW

Custom Inshore
SPEED SPIN®
MSRP

The drain and flush port allows you to drain water out of a reel that has been submerged and flush it with a water dispersing spray lubricant of your choice. Simply open the tethered flush port cap, drain water, spray in lubricant, and replace cap.



Hank Parker
Legendary Fisherman/TV Host
"After using Lew's for many years I have developed high expectations. When using their new custom inshore rod-n-reel, my expectations were blown out of the water!"

Hank Parker

Custom Inshore
SPEED SPOOL® SLP

NEW Lew's® Custom Inshore Speed Spin Reel Series

- 7 Bearing System
- C60 CARBON
- Premium stainless steel 7-bearing system with 6 ball bearings and Zero Reverse® one-way clutch bearing
- Aluminum body and sideplate with flush and drain port
- High strength and lightweight C60 carbon skeletal speed rotor with aluminum bail wire
- S-curve oscillation system
- Double anodized knurled machined aluminum spool
- High strength Speed Gears™ with aluminum pinion cut on precision Hamai CNC gear hobbing machines
- Durable stainless steel main shaft
- Smooth sealed carbon drag system
- Aluminum handle with Winn Dri-Tac handle knob
- Main gear passivation treatment for improved corrosion resistance
- Speed Lube™ for exceptional smoothness and uninterrupted performance in all weather conditions

	WT.	LINE CAP.	GEAR	MAX DRAG		
REEL BEARINGS (OZ.)	(YD./LB.)	RATIO	(LB.)	RPT*	MSRP	
CI200	6+1	8.8	160/8	6.2:1	20	32"
CI300	6+1	9.0	160/10	6.2:1	22	34"
CI400	6+1	10.2	190/12	6.2:1	24	37"

*Recovery Per Turn.

Lew's® Custom PLUS Inshore Speed Stick® Rods



- Lightweight, proprietary, multilayered, multidirectional, HM60 graphite blank construction
- Stainless steel guide frames with titanium oxide inserts for reduced corrosion
- Lew's exclusive lightweight graphite skeletal reel seat
- Patented "No Foul" hook keeper in front of reel seats on both casting and spinning models for easy storage in saltwater rod holders
- Blue Winn Dri-Tac, advanced polymer grips

MODEL	LGTH./PCS.	POWER	TIP ACTION	LINE RATING (LB.)	LURE RATING (OZ.)	GUIDES +TIP
Casting						
LCPI-MFC66	6'6"-1	M	F	8-14	1/16-1/2	9+TIP
LCPI-MC69	6'9"-1	M	F	8-15	1/16-3/4	9+TIP
LCPI-MLC70	7'0"-1	ML	MF	8-20	1/16-5/8	9+TIP
LCPI-MC70	7'0"-1	M	MF	8-20	1/16-5/8	9+TIP
Spinning						
LCPI-MLS70	7'0"-1	ML	MF	8-14	1/16-3/8	9+TIP
LCPI-MS70	7'0"-1	M	MF	8-20	1/16-5/8	9+TIP

Power: UL = Ultra-Light | L = Light | ML = Medium Light | M = Medium | MH = Medium Heavy | H = Heavy | XH = Extra Heavy
Tip Action: XF = Extra Fast Taper | F = Fast Taper | M = Moderate Taper | MF = Moderately Fast Taper

Snook...Lew's is coming for you!

TP1 INSHORE
SPEED SPIN®



Dave Hinke
VP of Product Development with a nice Stuart, FL. Snook, caught on the TP1 Inshore rod and reel.

TP1 INSHORE
Spinning Rod

TP1 INSHORE
Casting Rod

TP1 INSHORE SPEED STICK® IM8 **winn**



Tournament Performance TP1 Inshore Speed Spin Reel Series

- 7 Bearing System
- C45 CARBON
- Premium 7-bearing system with 6 stainless steel ball bearings and Zero Reverse® one-way clutch bearing
- Lightweight aluminum body and sideplate
- Smooth and powerful sealed carbon drag system
- C40 carbon skeletal speed rotor with stainless steel bail wire
- S-curve oscillation system
- Double anodized braid ready knurled aluminum spool
- Quality solid brass pinion gear
- Durable stainless steel main shaft
- Aluminum handle with Winn advanced polymer Dri-Tac handle knob
- Main gear passivation treatment for improved corrosion resistance
- Speed Lube™ for exceptional smoothness and uninterrupted performance in all weather conditions
- Adjustable for right or left hand retrieve

REEL MODEL	BEARINGS (OZ.)	WT.	LINE CAP.	GEAR RATIO	RPT*	MSRP
TP1300	6+1	9.2	145/10	6.2:1	32"	
TP1400	6+1	9.8	185/12	6.2:1	35"	

*Recovery Per Turn.

ROD MODEL	ROD DESCRIPTION	LGTH. /PCS.	POWER	TIP ACTION	LINE RATING (LB.)	LURE RATING (OZ.)	GUIDES +TIP
CASTING							
TP1169MF	Soft Plastics and Topwater	6'9"-1	M	F	8-15	1/16-3/4	8+TIP
TP1170M	Soft Plastics and Topwater	7'0"-1	M	F	8-20	1/16-5/8	8+TIP
SPINNING							
TP1170MLS	Soft Plastics and Topwater	7'0"-1	ML	MF	8-14	1/16-3/8	8+TIP
TP1170MFS	Soft Plastics and Topwater	7'0"-1	M	MF	8-15	1/16-5/8	8+TIP

Power: UL = Ultra-Light | L = Light | ML = Medium Light | M = Medium | MH = Medium Heavy | H = Heavy | XH = Extra Heavy
Tip Action: XF = Extra Fast Taper | F = Fast Taper | M = Moderate Taper | MF = Moderately Fast Taper

AMERICAN TACKLE COMPANY, INC. **MICROWAVE**
Tackle Company, Inc. LINE CONTROL SYSTEM

Microwave Guides: The Perfect Line Control System

- Eliminates wind knots
- Improves casting distance
- Improves casting accuracy



Tournament Performance TP1 Inshore Speed Stick® Rods

- Premium IM8 graphite blank
- American Tackle Microwave™ Guide system
- Lew's® exclusive skeletal graphite reel seats
- Split-grip Dri-Tac handles by Winn®
- Professional style hook keepers





When saltwater gets skinny

It's **Mach[®] INSHORE** time!

NEW

Mach[®] INSHORE
SPEED SPOOL[®] SLP

NEW

Mach[®] INSHORE
SPEED SPIN[®]

NEW

INSHORE
SPEED SPOOL[®] LFS

NEW

SUPERDUTY[®] 300
J MODEL

Mach Inshore Speed Spool SLP and Speed Spin feature Microwave Air Guides.



NEW Lew's[®] Mach Inshore Speed Spool SLP Combos



Reel Features:

- One-piece lightweight SLP graphite frame with drain ports and sideplates
- Premium stainless steel 7-bearing system with 6 ball bearings and Zero Reverse[®] one-way clutch bearing
- Multi-Setting Brake (MSB) utilizing both an external click dial to adjust the Magnetic Brake System, and an internal 4-pin positive on/off Centrifugal Brake System
- Machine forged, double anodized, large capacity aluminum spool
- Double anodized, aluminum star drag with audible click
- Durable carbon drag system, provides up to 20lbs. of drag power
- High strength solid brass Speed Gears, cut on precision Hamai CNC gear hobbing machines
- 95MM bowed, anodized, aluminum handle with Winn Dri-Tac knobs
- Double anodized, aluminum spool tension cap with audible click

Rod Features:

- One-piece IM8 graphite blank with Nano technology
- Lew's[®] exclusive graphite skeletal reel seat
- American Tackle Saltwater MicroWave Guides with Nanolite inserts
- Winn Dri-Tac split grips • Patented "No Foul" hook keeper

MODEL	LGTH. /PCS.	ROD POWER	REEL		LINE CAP. (YD./LB.)	LINE RATING (LB.)	LURE RATING (OZ.)	RPT*
			WT. (OZ.)	GEAR RATIO				
MI1SH69MC	6'9"-1	M	7.1	7.5:1	140/12	8-15	1/16-3/4	30"
MI1SH70MC	7'0"-1	M	7.1	7.5:1	140/12	8-20	1/16-5/8	30"
MI1SHL70MC**	7'0"-1	M	7.1	7.5:1	140/12	8-20	1/16-5/8	30"

*Recovery Per Turn. **Left hand retrieve.

Power: UL = Ultra-Light | L = Light | ML = Medium Light
M = Medium | MH = Medium Heavy | H = Heavy | XH = Extra Heavy

NEW Lew's[®] Mach Inshore Speed Spin[®] Combos



Reel Features:

- Rugged, lightweight graphite body
- 7-bearing system (6+1) with Zero Reverse[®] one-way clutch bearing
- 6.2:1 high speed gear ratio
- C40 carbon skeletal rotor
- Double anodized ported knurled aluminum spool
- Fold down aluminum handle with SoftTouch knob
- Strong and balanced stainless steel bail
- High strength solid brass Speed Gears, cut on precision Hamai CNC gear hobbing machines
- Oversized multi-disc drag system for smooth performance
- Speed Lube[®] for exceptional smoothness and uninterrupted performance in all weather conditions from extreme heat to freezing cold
- Adjustable for right or left hand retrieve

Rod Features:

- One-piece IM8 graphite blank with Nano technology
- American Tackle Saltwater MicroWave Guides with Nanolite inserts
- Lew's[®] exclusive graphite skeletal reel seat
- Winn advanced polymer Dri-Tac split-grips
- Patented "No Foul" hook keeper

MODEL	LGTH. /PCS.	ROD POWER	REEL		LINE CAP. (YD./LB.)	LINE RATING (LB.)	LURE RATING (OZ.)	RPT*
			WT. (OZ.)	GEAR RATIO				
MI3070MLS	7'0"-1	ML	9.3	6.2:1	145/10	8-14	1/16-3/8	35"
MI3070MS	7'0"-1	M	9.3	6.2:1	145/10	8-20	1/16-5/8	35"
MI3076MS	7'6"-1	M	9.3	6.2:1	145/10	8-20	1/4-1	35"

*Recovery Per Turn.

NEW Inshore Speed Spool[®] LFS Baitcast Reel Series



- One-piece aluminum frame with three external drain ports on the frame, graphite sideplates
- Braid ready, machined double anodized, deep capacity 34mm aluminum spool
- High strength solid brass Speed Gears[™], cut on precision Hamai CNC gear machine
- New P2 Super Pinion bearing supported pinion gear provides precise alignment and solid stability, resulting in a smoother operation and extended gear life
- Premium stainless steel 7-bearing system with 6-ball bearings and Zero Reverse[®] one-way clutch bearing
- Externally adjustable Magnetic Control System (MCS)
- Blue anodized aluminum spool tension knob with audible click adjustment
- Rugged carbon fiber drag system provides up to 20lbs. of drag power
- New oversized bowed audible click drag star
- Bowed, 95MM anodized aluminum handle with Combat Grip knobs
- Combat Grip thumb bar • Zirconia line guide
- Main gear passivation treatment for improved corrosion resistance

MODEL	BEARINGS	WT. (OZ.)	LINE CAP. (YD./LB.)	GEAR RATIO	RPT*
SSNISHL**	6+1	7.3	140/12	7.5:1	31"

*Recovery Per Turn. **Left hand retrieve.

NEW Lew's SuperDuty 300 Speed Spool Baitcast Reel Series



- One-piece aluminum frame and handle sideplate
- Premium 7-bearing system with stainless steel double shielded bearings and Zero Reverse[®] one-way clutch bearing
- ZRXTra system Zero Reverse with a backup multi-stop gear
- Externally adjustable Multi-Setting Brake (MSB) dual cast control system utilizes both an external click-dial for setting the magnetic brake, plus 4 individually disengaging, disc-mounted internal brake shoes that operate centrifugally
- Braid-ready, forged, double anodized, deep capacity spool
- High strength solid brass Speed Gears[™], cut on precision Hamai CNC machines
- Double anodized aluminum spool tension adjustment with audible click
- Rugged carbon fiber drag system provides up to 24lbs. of drag power
- Audible click, bowed, double anodized aluminum star drag
- Bowed, heavy duty 100mm aluminum reel handle with Winn Dri-Tac knobs (SD3SHJ & SD3SHLJ models feature a counter balanced Winn Dri-Tac knob)
- Combat Grip thumb bar • Saltwater compatible with 3 drain ports
- Line out drag alarm • Speed Keeper[®] hook keeper

MODEL	BEARINGS	WT. (OZ.)	BRAID		MONO		RATIO	RPT*
			WT. CAP. (OZ.)	(YD./LB.)	WT. CAP. (OZ.)	(YD./LB.)		
SD3H	6+1	9.2	150/65	190/14	6.5:1	31"		
SD3HL**	6+1	9.2	150/65	190/14	6.5:1	31"		
SD3SH	6+1	9.2	150/65	190/14	7.2:1	35"		
SD3SHL**	6+1	9.2	150/65	190/14	7.2:1	35"		
SD3SHJ	6+1	9.9	150/65	190/14	7.2:1	35"		
SD3SHLJ**	6+1	9.9	150/65	190/14	7.2:1	35"		

*Recovery Per Turn. **Left hand retrieve.

Game Changers! TEAM LEW'S® Custom Pro

Custom Pro LEDGE



Bill McDonald
FLW Tour Pro

TEAM LEW'S® Custom Pro SPEED STICK®

Each Team Lew's® Custom Pro Series rod blank is precision crafted with the LFS-X5 Nano Technology and tangle free SS316 stainless steel guides with Zirconium inserts. Nothing but the best! A-Grade Cork palm swell handles with EVA and Duracork inlay for advanced comfort & performance.



TLCPMFR
Telescopic Model

Team Lew's Custom Pro Series Rods

Features:

- Lew's exclusive multi layered proprietary LFS-X5 graphite blanks with technique specifications
- Guides are tangle free SS316 stainless steel frames with Zirconium inserts
- Lew's exclusive SoftTouch graphite skeletal reel seat
- A-Grade Cork with palm swell handles and EVA and Duracork inlay
- Professional style hook keepers on spinning models, Lew's trigger hook keeper on casting models



MODEL	DESCRIPTION	LGTH/PCS.	POWER	TIP ACTION	LINE RATING (LB.)	LURE RATING (OZ.)	GUIDES +TIP
CASTING							
TLCPTWS	Topwater Special	6'8"-1	M	F	6-12	1/8-1/2	9+TIP
TLCPSBR	Spinnerbait	6'10"-1	MH	F	10-20	3/16-5/8	9+TIP
TLCPAPC	All Purpose Castings	7'0"-1	M	MF	10-20	1/8-1/2	9+TIP
TLCPMBRI	Magnum Bass 1	7'0"-1	MH	F	12-25	1/4-7/8	9+TIP
TLCPMH	Magnum Hammer	7'3"-1	MH	F	10-25	1/4-5/8	10+TIP
TLCPMPS	Magnum Pitching Stick	7'4"-1	H	F	15-65	1/2-2	10+TIP
TLCPMHC	Magnum Heavy Cover	7'6"-1	H	F	15-65	3/16-1	10+TIP
TLCPMFR†	Monster Flipping Rod	9'0"-Tele	HVY	F	17-65	1/2-2	12+TIP
SPINNING							
TLCPDS	Dock Sniper	6'11"-1	M	XF	6-10	1/8-3/8	8+TIP
TLCPAPS1	All Purpose Spinning 1	7'0"-1	M	F	6-12	3/16-5/8	9+TIP
TLCPMSR2	Magnum Spinning 2	7'0"-1	MH	F	8-14	3/8-3/4	9+TIP
TLCPTS	Tube Special	7'2"-1	MH	MF	8-30	1/4-5/8	9+TIP
OPEN WATER SPINNING							
TLCP76MMFS	All Purpose	7'6"-1	M	MF	8-15	3/16-1/2	7+TIP
TLCP76MFS	All Purpose	7'6"-1	M	F	8-17	3/16-1/2	7+TIP
TLCP76MHFS	All Purpose	7'6"-1	MH	F	8-17	1/4-5/8	7+TIP

† Note: Telescopic

Power: M = Medium | MH = Medium Heavy | H = Heavy | XH = Extra Heavy
Tip Action: XF = Extra Fast Taper | F = Fast Taper | M = Moderate Taper | MF = Moderately Fast Taper

"As good as it gets my friends!"
Mark Rose —2017 back-to-back FLW wins and 2018 FLW Tour Angler of the Year

MARK ROSE

Team Lew's Custom Pro and Custom Pro Ledge feature tangle free SS316 stainless steel frames with Zirconium inserts



Livin' on the LEDGE... Mark Rose becomes first angler to win back-to-back FLW events with the Lew's LEDGE Series rods!

"Targeting ledges and other offshore structure require different rod blanks and tip actions for certain baits...it's all about lure control and the feel of what's happening down there. "Lew's allowed me the opportunity to get these rods exactly the way I wanted for these types of applications. The resulting models represent my countless hours spent fine-tuning blank diameters, lengths, actions and number of guides to get everything about each rod just right."

Lew's pro **Mark Rose**
2018 FLW Tour Angler of the Year.

Team Lew's® Custom Pro Ledge Series Rods

Features:

- Lew's exclusive multi layered proprietary LFS-X5 graphite blanks with technique specifications
- Guides are stainless steel frames with Zirconium inserts
- Lew's exclusive SoftTouch graphite skeletal reel seat
- Professional style hook keepers on spinning models, Lew's trigger hook keeper on casting models
- Full-length, A grade cork handles with EVA with Dura cork inlay

MODEL	DESCRIPTION	LGTH/PCS.	POWER	TIP ACTION	LINE RATING (LB.)	LURE RATING (OZ.)	GUIDES +TIP
CASTING							
TLCPJWR	Ledge/Worm/Jig	7'2"-1	H	MF	14-25	3/8-1-1/2	9+TIP
NEW TLCPHJR	Ledge/Hair Jig	7'3.5"-1	MH	F	10-25	1/4-1-1/2	10+TIP
NEW TLCPCRR	Ledge/Carolina Rig	7'5"-1	MH	MF	12-25	3/8-1	10+TIP
TLCPSWBR	Ledge/Swimbait	7'6"-1	MH	MF	14-25	1/4-1-1/2	9+TIP
TLCPCBR1	Ledge/Small Crankbaits	7'6"-1	M	F	8-12	1/8-5/8	9+TIP
NEW TLCPBSR	Ledge/Big Spoon	7'10"-1	H	F	15-40	1-4	11+TIP
TLCPCBR2	Ledge/Big Crankbaits	7'11"-1	MH	F	10-14	1/8-3/4	10+TIP
TLCPCBR3	Ledge/Magnum Crankbaits	7'11"-1	MH	F	14-25	1/4-1-1/2	10+TIP
TLCPLRCB †	Long Range Crankbaits	9'0"-Tele	MH	F	10-17	1/8-3/4	12+TIP
SPINNING							
TLCPAPLS	All Purpose Ledge	6'10"-1	MH	F	6-12	1/8-1/2	6+TIP

† Note: Telescopic



BONUS OFFER
Lew's Hoodie
\$9.95 S&H applies.
(A \$59.99 Value)

Grip shown actual size.



NEW Custom Plus SuperGrip Taking power fishing to the next level!

Freshwater Models:

- Lightweight, proprietary, multilayered, multidirectional, HM60 graphite blank construction
- Stainless steel guide frames with titanium oxide inserts
- Lew's exclusive lightweight graphite skeletal reel seat
- Lew's "No Foul" hook keeper
- Winn Dri-Tac advanced polymer grips

MODEL	ROD DESCRIPTION	LGTH.	POWER	TIP ACTION	LINE RATING (LBS.)	LURE RATING (OZ)	GUIDES +TIP
SGMBR1	Magnum Bass Rod 1	7'0"	MH	F	12-25	3/8-1	9+1
SGAPCR	All Purpose Casting	7'2"	M	MF	10-20	3/16-5/8	9+1
SGMCR	Magnum Carolina Rig	7'3"	MH	MF	15-30	1/2-1	9+1
SGMBR2	Magnum Bass Rod 2	7'3.5"	MH	F	12-20	3/16-1	10+1
SGPSFR	Pitchin Stick/Frog Rod	7'4"	H	F	14-65	3/8-1	10+1
SGBPS	Heavy/Big Pitchin Stick	7'6"	H	F	14-65	3/8-1/2	10+1

NEW

HM60
HIGH Modulus



Vibration Transfer Ring

Features: New Lew's exclusive VTR System (Vibration Transfer Ring) provides direct contact with the blank, transferring vibration directly to your hands! Sends vibration from the blank directly through the VTR for extreme sensitivity and prevents any deadening from the grip. The VTR allows you to detect even the slightest bite!



FEEL THE POWER

Custom Plus SuperGrip

Grip Features:

- Full length Winn Dri-Tac grip handles for effortless castability
- Flat top design and larger diameter gives you total control when setting the hook and fighting fish
- Larger diameter grip prevents hand fatigue and allows all day comfort

Custom Plus SPEED STICK® Lew's Custom Plus Speed Sticks—Same Custom quality with added Winn® grip comfort



Custom Plus Casting Guides



Lew's® Custom PLUS Freshwater and Inshore Speed Stick® Rods



Freshwater Models:

- Lightweight, proprietary, multilayered, multidirectional, HM60 graphite blank construction
- Stainless steel guide frames with titanium oxide inserts
- Lew's exclusive lightweight graphite skeletal reel seat
- Lew's "No Foul" hook keeper
- Winn Dri-Tac advanced polymer grips

Inshore Models:

- Lightweight, proprietary, multilayered, multidirectional, HM60 graphite blank construction
- Stainless steel guide frames with titanium oxide inserts for reduced corrosion
- Lew's exclusive lightweight graphite skeletal reel seat
- Patented "No Foul" hook keeper in front of reel seats on both casting and spinning models for easy storage in saltwater rod holders
- Blue Winn Dri-Tac, advanced polymer grips

MODEL	ROD DESCRIPTION	LGTH. /PCS.	POWER	TIP ACTION	LINE RATING (LB.)	LURE RATING (OZ.)	GUIDES +TIP
LTCS	Target Casting Special	5'9"-1	MH	F	8-17	3/8-1/2	8+TIP
LCPJBS	Jerkbait Special Casting	6'7"-1	M	MF	8-14	1/4-3/4	9+TIP
LCPTWS	Topwater Special Casting	6'8"-1	ML	F	6-10	1/8-1/2	9+TIP
LSD1	SuperDuty 1 Casting	7'11"-1	M	MF	12-30	1/4-3/4	11+TIP
LSD2	SuperDuty 2 Casting	7'11"-1	MH	MF	12-65	1/2-3	11+TIP
LSD3	SuperDuty 3 Casting	7'11"-1	H	F	15-65	1/2-3	11+TIP
LSD4	SuperDuty 4 Casting	7'11"-1	XH	MF	15-65	3-10	11+TIP
LCPI-MFC66	Custom Plus Inshore Casting	6'6"-1	M	F	8-14	1/16-1/2	9+TIP
LCPI-MC69	Custom Plus Inshore Casting	6'9"-1	M	F	8-15	1/16-3/4	9+TIP
LCPI-MLC70	Custom Plus Inshore Casting	7'0"-1	ML	MF	8-20	1/16-5/8	9+TIP
LCPI-MC70	Custom Plus Inshore Casting	7'0"-1	M	MF	8-20	1/16-5/8	9+TIP
LCPI-MLS70	Custom Plus Inshore Spinning	7'0"-1	ML	MF	8-14	1/16-3/8	9+TIP
LCPI-MS70	Custom Plus Inshore Spinning	7'0"-1	M	MF	8-20	1/16-5/8	9+TIP

Custom Plus Spinning Guides



Power: M = Medium | MH = Medium Heavy | H = Heavy | XH = Extra Heavy
Tip Action: XF = Extra Fast Taper | F = Fast Taper | M = Moderate Taper | MF = Moderately Fast Taper

Extremely light with ridiculously strong, and sensitive HM85 modulus construction.

Custom designed technique specific actions.



Bob Brown
Director of Product Development
Landing another solid
St. Clair Smallmouth!

winn GRIP TECHNOLOGY



Winn's polymer Dri-Tac technology revolutionized the standard of grips in the fishing industry. The Dri-Tac grips are designed to ensure a sure grip in both wet and dry conditions. The polymer Dri-Tac grip technology provides a tackier, more comfortable slip-resistant grip than traditional EVA/cork grips.

Custom SPEED STICK® LITE HM85 APT technology winn

Lew's Custom Lite Speed Stick—Advanced polymer Winn split-grip handles offer the most advanced technology in fishing.


Lew's Custom Lite Speed Stick Rods

- Multilayer construction for superior durability and performance
- Advanced Performance Technology blank
- Top-grade 85 million modulus graphite
- Guides are titanium oxide for smooth line flow
- Lew's exclusive SoftTouch skeletal reel seats provide direct contact with the blank for maximum sensitivity
- Advanced polymer Winn Dr-Tac split-grip handles

Titanium oxide Guides



MODEL	ROD DESCRIPTION	LGTH. /PCS.	TIP POWER ACTION	LINE RATING (LB.)	LURE RATING (OZ.)	GUIDES +TIP
CASTING						
LCLTWJB	Topwater/Jerkbait	6'8"-1	ML F	6-10	1/8-1/2	9+TIP
LCLSBR	Spinnerbait	6'10"-1	MH F	10-20	3/16-5/8	9+TIP
LCLBJR	Bladed Jig/Chatterbait	6'11"-1	M M	8-17	1/4-5/8	9+TIP
LCLAPC	All-Purpose	7'0"-1	M F	8-17	1/4-5/8	9+TIP
LCLMBR	Magnum Bass	7'0"-1	MH F	12-25	1/4-7/8	9+TIP
LCLMGR	Magnum Grass	7'2"-1	H F	14-65	3/8-1-1/2	9+TIP
LCLMH	Magnum Hammer	7'3"-1	MH F	10-25	1/4-5/8	9+TIP
LCLMJR	Magnum Jig	7'3"-1	MH MF	15-30	1/2-1	9+TIP
LCLMPS	Magnum Pitchin' Stick	7'4"-1	H F	15-65	1/2-2	10+TIP
LCLFRH	Magnum Flipping Stick	7'6"-1	H F	15-65	3/16-2	10+TIP
LCLMCR	Magnum Casting Rod	7'11"-1	MH M	12-50	1/2-3	11+TIP
LCLMCRXH	Magnum Casting Rod XH	7'11"-1	XH MF	15-65	1/2-4	11+TIP
SPINNING						
LCLDSS	Drop Shot Special	6'10"-1	ML XF	4-10	1/8-1/2	8+TIP
LCLDS	Dock Sniper	6'11"-1	M XF	6-10	1/8-3/8	8+TIP
LCLSHS	Shakey Head Special	7'0"-1	M XF	6-12	1/8-3/8	8+TIP
LCLMSR1	Magnum Spinning Rod 1	7'0"-1	M F	6-12	3/16-5/8	9+TIP
LCLMHS	Magnum Hammer Spinning	7'0"-1	M F	8-14	3/8-3/4	9+TIP



Available in both Freshwater and Crankbait models, the Custom Speed Stick models are color coded in the split between the grip and end cap.
A. Freshwater (Silver) B. Crankbait (Red)

Lew's Custom Speed Stick rods are incredibly sensitive and feature our custom shaped high density EVA grips.

Our Custom Speed Stick series rods are constructed with Lew's proprietary, multilayered, multidirectional, HM60 graphite and feature Lew's exclusive Power Core. Power Core construction makes the Custom Speed Stick rods incredibly strong while allowing weight reduction and increased sensitivity. The Lew's Custom Speed Stick are Lighter, Stronger, and Faster on the hook set. Custom designed, each Custom Speed Stick features Lew's exclusive lightweight graphite skeletal reel seats, with custom shaped high density EVA grips for better control and comfort. Tournament tested, the

Custom Speed Stick have been used and tested by some of the biggest names in fishing over the last year and they are raving about them. Here are just a few of the comments.

- "Well balanced."
- "Lightest and strongest rod I have ever used."
- "I can feel them breathe on my lure."
- "Best new tool in my box."
- "An absolute perfect match for my Lew's Speed Spool® reels."

Lew's® Custom Speed Stick® Rods

- Lightweight, proprietary, multilayered, multidirectional, HM60 graphite blank construction
- Stainless steel guide frames with titanium oxide inserts
- Lew's exclusive lightweight graphite skeletal reel seat
- Custom shaped high density EVA grips with Duracork reinforcement

MODEL	ROD DESCRIPTION	LGTH./PCS.	TIP POWER ACTION	LINE RATING (LB.)	LURE RATING (OZ.)	GUIDES +TIP
CASTING						
LTCS	Target Casting Special	5'9"-1	MH F	8-17	3/8-1/2	8+TIP
LJBS	Jerkbait Special	6'7"-1	M MF	8-14	1/4-3/4	9+TIP
LTWS	Topwater Special	6'8"-1	ML F	6-10	1/8-1/2	9+TIP
LRTS	Trap Special	6'9"-1	M F	8-15	1/4-1/2	9+TIP
LSPS	Soft Plastic Special	6'10"-1	M MF	10-20	3/16-5/8	9+TIP
LSBR	Spinnerbait Rod	6'10"-1	MH F	10-20	3/16-5/8	9+TIP
LWR1	Worm Rod 1	7'0"-1	MH MF	12-20	3/16-5/8	9+TIP
LMBR1	Magnum Bass Rod 1	7'0"-1	MH F	12-25	1/4-7/8	9+TIP
LMGR	Magnum Grass Rod	7'2"-1	H F	14-65	3/8-1	10+TIP
LMBR2	Magnum Bass Rod 2	7'2"-1	MH F	12-20	3/8-1	10+TIP
LFJR	Finesse Jig Rod	7'2"-1	MH F	12-20	3/16-5/8	10+TIP
LFBJR	Football Jig Rod	7'3"-1	H MF	15-30	1/2-1	10+TIP
LMH	Magnum Hammer	7'3"-1	MH F	10-25	1/4-5/8	10+TIP
LMPS	Magnum Pitchin Stick	7'4"-1	H F	15-65	1/2-2	10+TIP
LMRTR	Magnum Trap Rod	7'6"-1	MH F	12-30	1/4-3/4	10+TIP
LMBR3	Magnum Bass Rod 3	7'6"-1	MH MF	12-30	1/2-1	10+TIP
LMHC	Magnum Heavy Cover	7'6"-1	H F	15-65	3/16-1	10+TIP
CASTING CRANKBAIT						
LSBC	Squarebill Crankbaits	6'9"-1	MH MF	10-17	1/4-3/4	9+TIP
LWWS	Wart Special	7'0"-1	M MF	8-14	1/4-5/8	9+TIP
LCBR1	Crankbait Rod 1	7'2"-1	M MF	15-30	1/2-1 1/4	10+TIP
LMCBR2	Magnum Crankbait Rod 2	7'6"-1	MH MF	10-25	1/2-1 3/8	10+TIP
LMCBR3	Magnum Crankbait Rod 3	7'10"-1	MH MF	12-25	1/2-1 3/8	10+TIP
SPINNING						
LSRM	Spinning Rod Medium	6'6"-1	M F	6-12	1/8-1/2	8+TIP
LDSS	Dropshot Special	6'10"-1	ML XF	4-10	1/8-1/2	8+TIP
LSHS	Shakey Head Special	7'0"-1	M XF	6-12	1/8-3/8	9+TIP
LWS	Walleye Special	7'0"-1	ML F	4-10	1/8-3/8	9+TIP
LMSR1	Magnum Spinning Rod 1	7'0"-1	M F	6-12	3/16-5/8	9+TIP
LMHS	Magnum Hammer	7'0"-1	M MF	6-15	1/4-5/8	9+TIP
LTS	Tube Special	7'2"-1	M MF	8-30	1/4-5/8	10+TIP

Power: UL = Ultra-Light | L = Light | ML = Medium Light | M = Medium | MH = Medium Heavy | H = Heavy | XH = Extra Heavy
Tip Action: XF = Extra Fast Taper | F = Fast Taper | M = Moderate Taper | MF = Moderately Fast Taper

Casting

Spinning

Lew's TP1 Black Tournament ready performance!



NEW VTR™ Direct contact with the blank
 Vibration Transfer Ring

Bob Brown
 Director of Product Development
 Putting the new TP1 Black spinning rods to the test on big Lake St. Clair, smallmouth.

TP1 Black SPEED STICK® HM50 HIGH Modulus

winn **AMERICAN Tackle Company Inc.** **MICROWAVE™** LINE CONTROL SYSTEM Nanolite Inserts

Microwave Guides: The Perfect Line Control System

- Eliminates wind knots
- Improves casting distance
- Improves casting accuracy

winn GRIP TECHNOLOGY

NEW TP1 Black Speed Stick® Rods

- Premium HM50 Tour Grade high modulus blank with Carbon Nano Tube construction
- Lew's® exclusive SoftTouch skeletal reel seats
- American Tackle MicroWave™ guide system
- Winn Dri-Tac, advanced polymer palm swell grips
- **NEW** Lew's exclusive VTR System (Vibraton Transfer Ring) direct contact with the blank, transferring vibration directly to your hands!
- Professional style hook keeper

Winn's polymer Dri-Tac technology revolutionized the standard of grips in the fishing industry. The Dri-Tac grips are designed to ensure a sure grip in both wet and dry conditions. The polymer Dri-Tac grip technology provides a tackier, more comfortable slip-resistant grip than traditional EVA/cork grips.

MODEL	ROD DESCRIPTION	LGTH. / PCS.	TIP POWER	ACTION	LINE RATING (LB.)	LURE RATING (OZ.)	GUIDES +TIP
CASTING							
TP1B68MF	Topwater/Jerkbait	6'8"-1	M	MF	8-12	1/8-1/2	8+TIP
TP1B610MHF	Spinnerbait	6'10"-1	MH	MF	10-20	1/4-3/4	8+TIP
TP1B70M	All Purpose	7'0"-1	M	MF	10-20	1/8-1/2	8+TIP
TP1B70MH	Worm Rod	7'0"-1	MH	F	12-20	3/16-5/8	8+TIP
TP1B72MH	Jig Rod	7'2"-1	MH	F	10-30	1/4-1	8+TIP
TP1B73MH	All Purpose	7'3"-1	MH	F	12-20	3/16-1	8+TIP
TP1B74H	Pitching	7'4"-1	H	F	15-65	3/16-1-1/2	8+TIP
Spinning							
TP1B69MLFS	Finesse Rod	6'9"-1	ML	F	6-10	1/8-3/8	8+TIP
TP1B70MFS	Grub Rod	7'0"-1	M	F	6-14	3/16-5/8	8+TIP
TP1B72MHS	Magnum 2	7'2"-1	MH	MF	8-30	3/16-3/4	8+TIP
TP1B76MHFS	Open Water	7'6"-1	MH	F	8-17	1/4-5/8	7+TIP

Power: UL = Ultra-Light | L = Light | ML = Medium Light | M = Medium | MH = Medium Heavy | H = Heavy | XH = Extra Heavy
 Tip Action: XF = Extra Fast Taper | F = Fast Taper | M = Moderate Taper | MF = Moderately Fast Taper

Power and performance combined with the comfort of Winn Grips.



Lew's TP1 SPEED STICK® IM 8

Winn comfort and control wet or dry. Tournament Performance TP1 Speed Stick® Rods

- Premium IM8 graphite blank
- American Tackle Microwave™ Guide system
- Lew's® exclusive skeletal graphite reel seats
- Split-grip Dri-Tac handles by Winn®
- Professional style hook keepers
- Saltwater guides on Inshore models
- Inshore models have blue Winn grips

Microwave Guides: The Perfect Line Control System

- Eliminates wind knots
- Improves casting distance
- Improves casting accuracy

GRIP TECHNOLOGY

MODEL	ROD DESCRIPTION	LGTH. /PCS.	TIP POWER	ACTION	LINE RATING (LB.)	LURE RATING (OZ.)	GUIDE +TIP
FRESHWATER MODELS:							
CASTING							
TP159MHF	Target Casting Special	5'9"-1	MH	F	8-17	3/8-1/2	8+TIP
TP168MLF	Topwater/Jerkbaits	6'8"-1	ML	F	6-12	1/8-1/2	8+TIP
TP1610MHF	Spinnerbaits/Plastics	6'10"-1	MH	F	10-20	3/16-5/8	8+TIP
TP1611MM-CB	Bladed Jig	6'11"-1	M	M	8-17	1/4-5/8	8+TIP
TP170M	Multi Purpose	7'0"-1	M	F	8-17	1/4-5/8	8+TIP
TP170MH	Multi Purpose	7'0"-1	MH	F	12-25	1/4-7/8	8+TIP
TP173MH-CB	Crankback Rod	7'3"-1	MH	M	10-25	1/2-1 3/8	8+TIP
TP173H	Pitching/Grass Rod/Jigs/Plastics	7'3"-1	H	F	14-65	3/8-1-1/2	8+TIP
TP176H	Flipping/A-Rig	7'6"-1	H	F	15-65	3/16-1-1/2	9+TIP
SPINNING							
TP160MS-2	Multi Purpose	6'0"-2	M	F	4-12	1/8-1/2	7+TIP
TP166MS-2	Multi Purpose	6'6"-2	M	F	4-12	1/8-1/2	8+TIP
TP166MS	Multi Purpose	6'6"-1	M	F	6-12	1/8-1/2	8+TIP
TP167MLFS	Ned Rig Rod	6'7"-1	ML	F	4-10	1/16-1/4	8+TIP
TP169MLFS	Shakey Heads/Drop Shots/Finesse	6'9"-1	ML	F	6-10	1/8-3/8	8+TIP
TP1611DS	Dock Sniper	6'11"-1	M	XF	6-10	1/8-3/8	8+TIP
TP170MMFS	Multi Purpose	7'0"-1	M	MF	6-15	3/16-8/4	8+TIP
TP170MHS	Worms/Jigs/Tubes	7'0"-1	M	F	8-14	3/16-3/4	8+TIP
TP170MS-2	Multi Purpose	7'0"-2	M	F	4-12	1/8-1/2	8+TIP
INSHORE MODELS:							
CASTING							
TP1169MF	Inshore Soft Plastics and Topwater	6'9"-1	M	F	8-15	1/16-3/4	8+TIP
TP1170M	Inshore Soft Plastics and Topwater	7'0"-1	M	F	8-20	1/16-5/8	8+TIP
SPINNING							
TP1170MLS	Inshore Soft Plastics and Topwater	7'0"-1	ML	MF	8-14	1/16-3/8	8+TIP
TP1170MFS	Inshore Soft Plastics and Topwater	7'0"-1	M	MF	8-15	1/16-5/8	8+TIP

Power: UL = Ultra-Light | L = Light | ML = Medium Light | M = Medium | MH = Medium Heavy | H = Heavy | XH = Extra Heavy
 Tip Action: XF = Extra Fast Taper | F = Fast Taper | M = Moderate Taper | MF = Moderately Fast Taper



MACH SPEED STICK

winn IM 6

Mach Rods give you incredible sensitivity and control.



The Perfect Line Control System

- Eliminates wind knots
- Improves casting distance
- Improves casting accuracy



Lew's Mach Speed Stick® Rods

- One-piece IM6 graphite blank with Carbon Nano tube technology
- American Tackle MicroWave™ Air Guide system
- Lew's exclusive custom skeletal reel seat for maximum sensitivity
- Winn® advanced polymer Dri-Tac split-grips
- Lew's "No Foul" hook keeper

MODEL	ROD DESCRIPTION	LGTH./ PCS.	ROD POWER	TIP ACTION	LINE RATING (LB.)	LURE RATING (OZ.)	GUIDES +TIP
CASTING							
MHTWJBR	Topwater/Jerkbait	6'8"-1	M	MF	8-12	1/8-1/2	8+TIP
MHSBR	Spinnerbait	6'10"-1	MH	MF	10-20	1/4-3/4	8+TIP
MHAPC	All Purpose Casting	7'0"-1	M	MF	10-20	1/8-1/2	8+TIP
MHWR	Worm Rod	7'0"-1	MH	F	12-20	3/16-5/8	8+TIP
MHJR	Jig Rod	7'2"-1	MH	F	12-50	1/4-1	8+TIP
MHCBR	Crankback	7'3"-1	MH	M	10-25	1/2-1 3/8	8+TIP
MHSJR	Swimjig/Swimbait	7'3"-1	H	F	14-50	1/2-1	8+TIP
MHPR	Pitching	7'4"-1	H	F	15-65	3/16-1/2	8+TIP
MHCRR	Carolina Rig	7'6"-1	MH	MF	14-30	1/2-1-1/2	9+TIP
MHFS	Flipping	7'6"-1	H	F	15-65	3/16-2	9+TIP
SPINNING							
MH60MS-2	Medium	6'0"-2	M	F	4-12	1/8-1/2	8+TIP
MH66MS-2	Medium	6'6"-2	M	F	4-12	1/8-1/2	8+TIP
MHMSR	Medium	6'6"-1	M	F	4-12	1/8-1/2	8+TIP
MHNRR	Ned Rig	6'7"-1	ML	F	4-10	1/16-1/4	8+TIP
MHFSR	Finesse Rod	6'9"-1	ML	F	6-10	1/8-3/8	8+TIP
MHAPSR	All Purpose	6'9"-1	M	F	6-14	1/8-1/2	8+TIP
MHDSR	Dock Sniper	6'11"-1	M	XF	6-10	1/8-3/8	8+TIP
MH70MS-2	Multi Purpose	7'0"-2	M	F	4-12	1/8-1/2	8+TIP
MHTGR	Tube/Grub Rod	7'0"-1	M	F	6-14	3/16-5/8	8+TIP
MHMSR2	Magnum Spinning	7'2"-1	MH	MF	8-30	3/16-3/4	8+TIP
OPEN WATER							
MH76MMFS	Open Water	7'6"-1	M	MF	8-15	3/16-1/2	7+TIP
MH76MFS	Open Water	7'6"-1	M	F	8-17	3/16-1/2	7+TIP
MH76MHFS	Open Water	7'6"-1	M	F	8-17	1/4-5/8	7+TIP
INSHORE							
MHI69MLC	Inshore Casting	6'9"-1	ML	F	8-15	1/16-1/2	8+TIP
MHI69C	Inshore Casting	6'9"-1	M	F	8-15	1/16-3/4	8+TIP
MHI70MC	Inshore Casting	7'0"-1	M	F	8-15	1/16-3/4	8+TIP
MHI70S	Inshore Spinning	7'0"-1	M	MF	8-14	1/16-3/8	8+TIP

Power: UL = Ultra-Light | L = Light | ML = Medium Light | M = Medium | MH = Medium Heavy
 H = Heavy | XH = Extra Heavy
 Tip Action: XF = Extra Fast Taper | F = Fast Taper M = Moderate Taper | MF = Moderately Fast Taper

David Fritts PERFECT CRANKBAIT Rods


HM42
HIGH Modulus



Palmer Model

David Fritts Perfect Crankbait Rods

- Premium 42 million modulus graphite/glass composite construction for strength and flexibility
- Guides are rugged stainless steel frames with aluminum oxide inserts, for smooth and easy line flow while casting
- Lightweight graphite reel seats with exposed blanks and stainless steel cushioned hoods for comfort while making continuous casts
- Premium cork handles with high density EVA butt caps for durability
- Loop style hook keepers designed especially for crankbait hooks of all sizes



David Fritts
BASSMASTER Classic® Champion
"The PERFECT combination of graphite and glass. It will not get you more bites, but it will catch you more fish."

MODEL	LGTH./ PCS.	POWER	TIP ACTION	LINE RATING (LB.)	LURE RATING (OZ.)	GUIDES +TIP
LDFP68MH	6'8"-1	MH	M	10-17	1/4-3/4	9+TIP
LDFP70M	7'0"-1	M	M	10-25	3/8-1	9+TIP
LDFP70MH	7'0"-1	MH	M	15-30	1/2-1-1/4	9+TIP
LDFP76MH	7'6"-1	MH	M	15-30	1/2-1-1/4	10+TIP
LDFP711MH	7'11"-1	MH	M	15-30	1/2-3	10+TIP
LDFP90MH†	9'0"-Tele	MH	M	15-30	1/2-3	10+TIP
PERFECT FUJI® PALMER CB						
LDFP76MHP*	7'6"-1	MH	M	15-30	1/2-1-1/4	10+TIP

*Note: Features "Palmer" support reel seat which reduces angler arm fatigue. †Telescopic

LASER SG1 graphite rods are light, balanced, and priced right.



Pistol Grip Handle

Lew's LASER SG1 Graphite Rods

- Premium IM6 graphite blank
- Black coated stainless steel frames with aluminum oxide guide rings
- Split grip with cork handle and EVA butt (PC model features all cork handle)
- Lew's exclusive stainless steel hook keepers

MODEL	LGTH./ PCS.	POWER	TIP ACTION	LINE RATING (LB.)	LURE RATING (OZ.)	GUIDES +TIP	MSRP
CASTING (1-Piece)							
LSG160MFPC*	6'0"-1	M	F	8-17	1/4-5/8	8+TIP	
LSG166MFC	6'6"-1	M	F	6-12	1/8-1/2	9+TIP	
LSG1610MHFC	6'10"-1	MH	F	10-20	1/4-3/4	9+TIP	
LSG170MFC	7'0"-1	M	F	6-12	1/8-1/2	9+TIP	
LSG170MHFC	7'0"-1	MH	F	12-25	1/4-7/8	9+TIP	
LSG173MHFC	7'3"-1	MH	F	10-25	1/4-5/8	10+TIP	
LSG174HC	7'4"-1	H	MF	15-65	1/2-2	10+TIP	
SPINNING (1-Piece)							
LSG160ULFS	6'0"-1	UL	F	4-8	1/32-1/4	6+TIP	
LSG160MLFS	6'0"-1	ML	F	4-10	1/16-5/16	6+TIP	
LSG166MLFS	6'6"-1	ML	F	4-10	1/16-5/16	7+TIP	
LSG166MFS	6'6"-1	M	F	4-12	1/8-3/8	7+TIP	
LSG166MHFS	6'6"-1	MH	F	6-14	1/4-5/8	7+TIP	
LSG170ULFS	7'0"-1	UL	F	4-8	1/32-1/4	8+TIP	
LSG170MFS	7'0"-1	M	F	6-12	1/8-1/2	8+TIP	
LSG170MHFS	7'0"-1	MH	F	8-14	1/4-5/8	8+TIP	



Mark Davis
BASSMASTER Classic® Champion
"Lightweight strong and sensitive, a great rod for the value."

MODEL	LGTH./ PCS.	POWER	TIP ACTION	LINE RATING (LB.)	LURE RATING (OZ.)	GUIDES +TIP
CASTING (2-Piece)						
LSG170MFC-2	7'0"-2	M	F	4-12	1/8-1/2	9+TIP
SPINNING (2-Piece)						
LSG166LS-2	6'6"-2	MH	F	6-14	1/4-5/8	7+TIP
LSG166MFS-2	6'6"-2	M	F	4-12	1/8-1/2	7+TIP
LSG170LS-2	7'0"-2	L	F	4-8	1/32-1/4	8+TIP
LSG170MFS-2	7'0"-2	M	F	4-12	1/8-1/2	8+TIP

*Pistol grip handle.
 Power: UL = Ultra-Light | L = Light | ML = Medium Light | M = Medium
 MH = Medium Heavy | H = Heavy | XH = Extra Heavy
 Tip Action: L = Light | XF = Extra Fast Taper | F = Fast Taper
 M = Moderate Taper | MF = Moderately Fast Taper

BREAM STICK Snatchin' Bream for over 30 years!



BREAM STICK Rods

- Lightweight, telescopic multi-section graphite/glass combination blank
- Lew's exclusive stainless steel line holding system with built in hook keeper
- High density EVA handle
- Lew's EVA tether tip cap for convenient storage



MODEL	LGTH.	POWER	TIP ACTION	TELE./SECTIONS
LBS10	10'	UL	L	3
LBS12	12'	UL	L	4

Shoot it Shooter! Speed Shooter combos are designed to shoot docks, make long casts and throw a slip cork a country mile!



Wally Marshall a.k.a. "Mr. Crappie" 32 time Crappie Classic Qualifier & National Champion
Wally Marshall

Lew's Wally Marshall SPEED SHOOTER

A. Wally Marshall Speed Shooter Combos

- Reel Features:**
- Lightweight graphite body and skeletal rotor design
 - Quality 4-bearing system with Zero Reverse® one-way clutch bearing
 - Double anodized ported aluminum spool
 - Strong and balanced aluminum bail
 - Thin compact gear box
 - Collapsible handle adjusts for left/right hand retrieve
- Rod Features:**
- Premium IM6 one-piece graphite blanks with technique specific action
 - Stainless steel guides with stainless steel inserts
 - Lew's exclusive lightweight graphite skeletal reel seat
 - High density EVA cushioned split grip handles
 - Professional style hook keepers

COMBO MODEL	LGTH./PCS.	POWER	REEL WT. (OZ.)	LINE CAP. (YD./LB.)	GEAR RATIO	RPT*	MSRP
WMSS10060ML	6'0"-1	ML	7.8	160/6	5.1:1	23.5	
WMSS10066ML	6'6"-1	ML	7.8	160/6	5.1:1	23.5	



D. Wally Marshall Speed Stick Rods

- Features:** Premium IM8 one-piece graphite blanks with technique specific action
- Stainless steel frame with aluminum oxide inserts
 - Graphite reel seat • High density EVA cushioned handles
 - Professional style hook keepers

Power: UL = Ultra-Light | L = Light | ML = Medium Light
M = Medium MH = Medium Heavy H = Heavy | XH = Extra Heavy
Tip Action: L = Light | XF = Extra Fast Taper | F = Fast Taper | M = Moderate Taper

B. Wally Marshall Speed Shooter Reels

MODEL	BEARINGS	WT. (OZ.)	LINE CAP. (YD./LB.)	GEAR RATIO	RPT*	P
WMSS75 OR C	3+1	5.0	160/4	5.0:1	22	
WMSS100 OR C	3+1	7.8	160/6	5.1:1	23.5	

*Recovery Per Turn. C=Clam Pack.

C. Wally Marshall Speed Shooter Rods

Features: Premium IM8 one-piece graphite blanks with technique specific action

- American Tackle MicroWave™ Air Guide system
- Lew's exclusive lightweight graphite skeletal reel seat
- High density EVA cushioned split grip handles
- Professional style hook keepers

MODEL	POWER	TIP ACTION	LGTH./PCS.	LINE RATING	LURE RATING	GUIDES + TIP	MSRP
WMSS56ML	ML	F	5'6"-1	4-10	1/16-1/4	6+TIP	
WMSS60ML	ML	F	6'0"-1	4-10	1/16-1/4	6+TIP	
WMSS66ML	ML	F	6'6"-1	4-10	1/16-1/4	6+TIP	
WMSS70ML	ML	F	7'0"-1	4-10	1/16-1/4	7+TIP	

MODEL	POWER	TIP ACTION	LGTH.	LINE RATING	LURE RATING	GUIDES + TIP
WMSS80-2	ML	M	8'0"	4-12	1/64-1/4	11+TIP
WMSS90-2	ML	M	9'0"	4-12	1/64-1/4	12+TIP
WMSS10-2	ML	M	10'0"	4-12	1/64-1/4	12+TIP
WMSS11-2	ML	M	11'0"	4-12	1/64-1/4	12+TIP
WMSS12-2	ML	M	12'0"	4-12	1/64-1/4	12+TIP
WMSS14-2	ML	M	14'0"	4-12	1/64-1/4	13+TIP

Feel every thump with these awesome rods! Great for all crappie fishing techniques. *Wally Marshall* SIGNATURE SERIES



Lew's Wally Marshall PRO SERIES IM 6

E. Wally Marshall Pro Series Rods

- Premium IM8 graphite blanks
- Stainless steel spinning guides with stainless steel inserts
- Lightweight graphite spinning reel seats
- Premium oversized cork handles with Duracork accents
- Stainless steel hook keeper
- Wally Marshall approved actions

MODEL	LGTH./PCS.	POWER	TIP ACTION	LINE RATING (LB.)	LURE RATING	GUIDES + TIP
WMPSS56ML*	5'6"-1	ML	M	2-8	1/32-1/4	8+TIP
WMPSS60ML*	6'0"-1	ML	M	2-8	1/32-1/4	8+TIP
WMPSS66ML*	6'6"-1	ML	M	2-8	1/32-1/4	9+TIP
WMPSS70ML*	7'0"-1	ML	M	2-8	1/32-1/4	9+TIP
WMPSR80ML	8'0"-2	ML	M	4-10	1/32-1/4	10+TIP
WMPSR90ML	9'0"-2	ML	M	4-10	1/32-1/4	10+TIP
WMPSR10ML	10'0"-2	ML	M	4-10	1/32-1/4	12+TIP
WMPSR11ML	11'0"-2	ML	M	4-10	1/32-1/4	12+TIP
WMPSR12ML	12'0"-2	ML	M	4-10	1/32-1/4	13+TIP

*Split-grip cork handles with Duracork accents.

Lew's Wally Marshall TROLL-TECH IM 6

F. Wally Marshall Troll Tech Power Trolling Crappie Rods

- Premium IM6 graphite blanks
- Lightweight graphite reel seat with metal hoods
- Comfortable EVA grips
- Hard aluminum oxide guide inserts
- Ideal for tightline trolling, drifting, and spider rigging
- Wally Marshall approved actions
- Unique rod length indicator label
- Spare tips available
- Stainless steel hook keepers
- Good for pushing and pulling crankbaits

MODEL	LGTH./PCS.	POWER	TIP ACTION	LINE RATING (LB.)	LURE RATING	GUIDES + TIP
WMT10-2	10'-2	MH	M	10-25	1/4-1	12+TIP
WMT12-2	12'-2	MH	M	10-25	1/4-1	13+TIP
WMT14-3	14'-3	MH	M	10-25	1/4-1	14+TIP
WMT16-3	16'-3	MH	M	10-25	1/4-1	15+TIP

Lew's Wally Marshall SIGNATURE SERIES IM 6

G. NEW Wally Marshall Signature Series Crappie Rods

- Premium IM6 graphite blanks
- Lightweight graphite reel seat with metal hoods
- Comfortable EVA grips
- Wally Marshall approved actions
- Unique rod length indicator label
- Hard aluminum oxide guide inserts
- Spare tips available
- Stainless steel hook keepers
- Designed for vertical jigging, tight line trolling, and pulling cranks

MODEL	LGTH./PCS.	POWER	TIP ACTION	LINE RATING (LB.)	LURE RATING	GUIDES + TIP
WMSO70L	7'-1	L	F	2-10	1/64-1/4	9+TIP
WMSO80-2	8'-2	ML	M	4-12	1/16-1/4	11+TIP
WMSO90-2	9'-2	ML	M	4-12	1/16-1/4	12+TIP
WMSO10-2	10'-2	ML	M	4-12	1/16-1/4	12+TIP
WMSO12-2	12'-2	ML	M	4-12	1/16-1/4	13+TIP
WMSO14-3	14'-3	ML	M	4-12	1/16-1/4	14+TIP
WMSO16-3	16'-3	ML	M	4-12	1/16-1/4	16+TIP

Power: UL = Ultra-Light | L = Light | ML = Medium Light | M = Medium MH = Medium Heavy | H = Heavy | XH = Extra Heavy
Tip Action: L = Light | XF = Extra Fast Taper | F = Fast Taper | M = Moderate Taper | MF = Moderately Fast Taper

Set the hook! With *Wally Marshall*™ SIGNATURE SERIES reels. Smooth performance every time.



Wally Marshall™

Wally Marshall™ SIGNATURE SERIES
TUXEDO BLACK
CRAPPIE RODS & REELS

Wally Marshall Signature Series Spinning Reels

- Lightweight graphite body and skeletal rotor design
- Double anodized aluminum spool with gold accent lines
- Strong and balanced aluminum bail
- Thin compact gear box
- Quality 6-bearing system (5+1) with Zero Reverse® one-way clutch bearing
- Collapsible handle adjusts for left/right hand retrieve

MODEL	BEARINGS	LINE CAP. (YD./LB.)	WT. (OZ.)	GEAR RATIO	RPT*
WSP50 or C	5+1	120/4	4.9	5.0:1	21"
WSP75 or C	5+1	120/6	5.0	5.0:1	22"
WSP100	5+1	160/6	7.8	5.1:1	23.5"

*Recovery Per Turn. C = Clam pack.

Wally Marshall Signature Series Crappie Reel

- Rigid one-piece graphite frame, spool and sideplates
- 2-stainless steel ball bearings
- Selective on/off free spool feature
- Precision machined brass gearing
- Selective on/off bait clicker
- Smooth drag system with star knob adjustment
- Spool tension adjustment knob
- Easy cranking dual grip handle
- Pre-spooled with premium 6lb. Mr. Crappie® Mono

MODEL	BEARINGS	LINE CAP. (YD./LB.)	WT. (OZ.)	GEAR RATIO	RPT*
WMR5	2	100/10	5.6	6.1:1	19"

*Recovery Per Turn.



6 Bearing System



Hook up with Mr. Crappie! The best crappie reels on the market today.



MR. CRAPPIE® Slab Shaker®

Mr. Crappie® Slab Shaker® Spinning Reels

- Graphite body, rotor and spool
- 2-bearing construction
- Thin compact gear box
- Pre-spooled with premium 6lb. Mr. Crappie mono

MODEL	WT. (OZ.)	LINE CAP. (YD./LB.)	GEAR RATIO	RPT*
MCS50	4.6	100/4	5.1:1	22"
MCS75	4.8	120/4	5.1:1	23"
MCS100	6.1	150/6	4.8:1	24"

*Recovery Per Turn.



MR. CRAPPIE® Slab Shaker®

Mr. Crappie® Slab Shaker Crappie Reel

- Strong plated metal frame
- Spool tension adjustment control
- Anti-reverse lever
- SD1 features adjustable star drag
- Pre-spooled with premium 6lb. Mr. Crappie mono

MODEL	WT. (OZ.)	LINE CAP. (YD./LB.)	GEAR RATIO	MSRP
SS1	3.2	90/6	3.6:1	
SD1	3.6	90/6	3.6:1	



Slab Shaker

MR. CRAPPIE® Solo™

Mr. Crappie® Solo™ Crappie Reel

- 2-bearing system
- Strong and lightweight graphite frame and spool • Extended reel foot stem for improved handling and control
- Wide range, multi-disc drag with click function
- Large arbor design reduces line twist and increases line recovery • Reel weight without line 3oz.
- Pre-spooled with premium Mr. Crappie 6lb. Hi-Vis mono



Mr. Crappie® Jigging Reel

- Dual bearing system
- Adjustable star drag for tension adjustment
- Strong, lightweight polycarbonate frame and spool
- Pre-spooled with premium Mr. Crappie 6lb. Hi-Vis mono



MR. CRAPPIE® Slab Shaker®

Mr. Crappie® Slab Shaker Spincast & UnderSpin Crappie Reel

- Aluminum nose cone and spool
- Ball bearing drive system
- Spool applied adjustable disc drag system
- Selective anti-reverse switch (Underspin only)
- Smooth drag system with easy adjust drag dial
- Adjustable for right or left hand retrieve

MODEL	WT. (OZ.)	LINE CAP. (YD./LB.)	GEAR RATIO	RPT*	MSRP
MSC1	4.9	70/6	4.3:1	12"	
MUS1	4.9	70/6	4.3:1	12"	

*Recovery Per Turn.





Wally Marshall™ approved crappie specific actions

- A. Mr. Crappie Custom (RRS) Graphite Rods
- B. Mr. Crappie Custom Graphite Multi-Piece Crappie Rods
- C. Mr. Crappie Slab Shaker Multi-piece Graphite Rods
- D. Mr. Crappie Slab Daddy 2-piece Fiberglass Rods
- E. Mr. Crappie Slab Daddy Telescopic Poles
- F. Mr. Crappie Slab Shaker Casting Rod
- G. Mr. Crappie Slab Shaker Spinning Rods



Rod length indicator

MR. CRAPPIE® Custom RRS

A. Mr. Crappie Custom-RRS Graphite Rods

- Premium high modulus graphite 2-piece blanks
- Lightweight graphite rear reel seat (RRS) for jigging
- Durable 14" EVA foam handle with 2" EVA fightin'-butt
- Stainless steel guides with stainless steel inserts

MODEL	LGTH./PCS.	POWER
CGR10L-2	10'-2	L

MR. CRAPPIE® Custom Trollers

B. Mr. Crappie Custom Troller Graphite Multi-Piece Crappie Rods

- Premium high modulus graphite multi-piece blanks
- EVA foam handle grips • Lightweight stainless steel guides
- Unique rod length indicator label • Spare tips available
- Lightweight graphite reel seat • Stainless steel hook keepers

MODEL	LGTH./PCS.	POWER
CG9L-2	9'-2	L
CG10L-2	10'-2	L
CG12L-2	12'-2	L
CG14L-3	14'-3	L
CG16L-3	16'-3	L

MR. CRAPPIE® Slab Shaker®

C. Mr. Crappie® Slab Shaker® Graphite Rods

- Premium graphite multi-piece blanks • EVA handle grips
- Stainless steel guides with aluminum oxide inserts
- Graphite reel seat • Stainless steel hook keepers
- Wally Marshall™ approved crappie specific actions
- Spare tips available

MODEL	LGTH./PCS.	POWER
MC10PL2G	10'-2	L
MC12PL2G	12'-2	L
MC14PL3G	14'-3	L

MR. CRAPPIE® Slab Daddy®

D. Mr. Crappie® Slab Daddy® Fiberglass Rods

- Fiberglass 2-piece blanks • EVA foam handle grips
- Graphite reel seat • Stainless steel hook keepers

MODEL	LGTH./PCS.	POWER
SD9L-2	9'-2	L
SD10L-2	10'-2	L
SD12L-2	12'-2	L
SD14L-2	14'-2	L

MR. CRAPPIE® Slab Daddy®

E. Mr. Crappie® Slab Daddy® Telescopic Poles

- Telescopic multi-section blanks
- Premium fiberglass blanks • EVA foam handle grips
- Convenient line retainer • Innovative tether tip-cap
- Comes with complete Insta-Rig tackle kit

MODEL	LGTH./PCS.	POWER
SD9TL	9'-3	L
SD10TL	10'-3	L
SD12TL	12'-4	L
SD14TL	14'-4	L

MR. CRAPPIE® Slab Shaker®

F-G. Mr. Crappie® Slab Shaker® Casting & Spinning Rods

- 2-piece fiberglass construction
- Stainless steel guides with stainless steel inserts
- Durable EVA foam grips on casting models
- Split-grip EVA handles on spinning models
- Lightweight graphite reel seats

MODEL	LGTH./PCS.	POWER
F. CASTING		
MCC56-2	5'6"-2	L
G. SPINNING		
MCS46-2	4'6"-2	L
MCS56-2	5'6"-2	L
MCS60-2	6'0"-2	L
MCS66-2	6'6"-2	L



Wally Marshall™

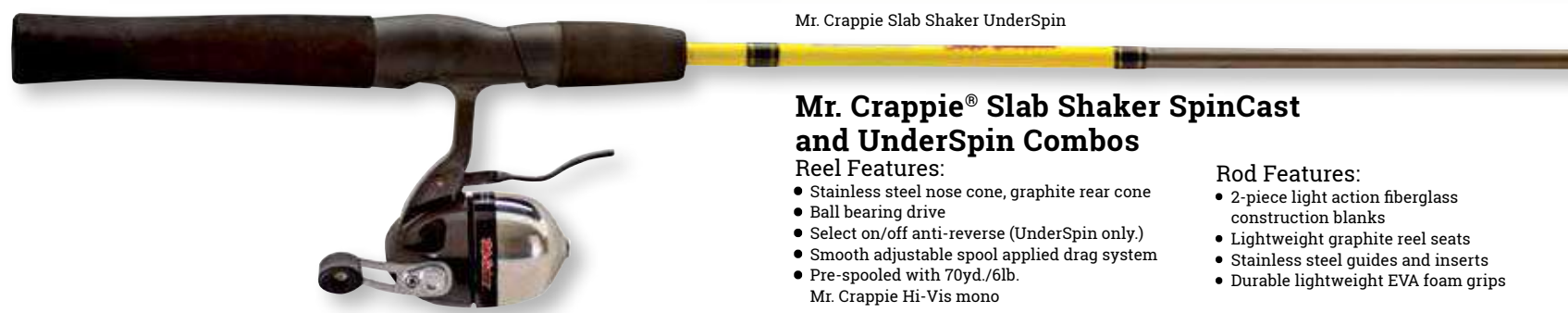
Double up with Mr. Crappie combos!



MR. CRAPPIE® Slab Shaker®



Mr. Crappie Slab Shaker SpinCast



Mr. Crappie Slab Shaker UnderSpin

Mr. Crappie® Slab Shaker SpinCast and UnderSpin Combos

Reel Features:

- Stainless steel nose cone, graphite rear cone
- Ball bearing drive
- Select on/off anti-reverse (UnderSpin only)
- Smooth adjustable spool applied drag system
- Pre-spoiled with 70yd./6lb. Mr. Crappie Hi-Vis mono

Rod Features:

- 2-piece light action fiberglass construction blanks
- Lightweight graphite reel seats
- Stainless steel guides and inserts
- Durable lightweight EVA foam grips

COMBO MODEL	REEL MODEL	ROD POWER	LGTH./PCS.
SC46L	MSC1	L	4'6"-2
SC56L	MSC1	L	5'6"-2
SCU46L	MUS1	L	4'6"-2



Mr. Crappie® Slab Shaker® Spinning Combos

Reel Features:

- Unique Mr. Crappie cosmetics
- Reel has graphite body and rotor
- Dual bearing construction
- Chrome plated spool and drag knob
- Pre-spoiled with premium Mr. Crappie mono

Rod Features:

- Light action graphite blanks
- Lightweight graphite reel seats
- Stainless steel guides with stainless steel inserts
- Durable lightweight EVA foam split-grip handle

COMBO MODEL	REEL MODEL	ROD POWER	LGTH./PCS.
SS5046-2	50	L	4'6"-2
SS7552-2	75	L	5'2"-2
SS7556-2	75	L	5'6"-2
SS7560-2	75	L	6'0"-2
SS7566-2	75	L	6'6"-2

Power: UL = Ultra-Light | L = Light | ML = Medium
Light | M = Medium | MH = Medium Heavy
H = Heavy | XH = Extra Heavy

IM 6



Wally Marshall™

Mr. Crappie® Slab Daddy® Crappie Jiggin' Combos

- Reel Features:**
- Dual bearing system
 - Lightweight Polycarbonate frame and spool
 - Adjustable star drag
 - Line Capacity: 110yd./6lb.
 - Gear Ratio: 1:1
 - Pre-spooled with Mr. Crappie premium 6lb. Hi-Vis mono

- Rod Features:**
- 2-piece fiberglass construction
 - Stainless steel guides with aluminum oxide inserts
 - Durable lightweight EVA foam grips
 - Unique rod length indicator
 - Stainless steel hook keepers
 - Graphite reel seat with aluminum hoods

MR. CRAPPIE® Slab Daddy®

COMBO MODEL	REEL MODEL	LGTH. /PCS.	POWER
SDJ9-2	MC1	9'-2	L



Mr. Crappie® Slab Daddy Jig/Troll Underspin Crappie Combos

- Reel Features:**
- Stainless steel nose cone, graphite rear cone
 - Ball bearing drive
 - Select on/off anti-reverse (UnderSpin only.)
 - Smooth adjustable spool applied drag system
 - Pre-spooled with 70yd./6lb. Mr. Crappie Hi-Vis mono

MR. CRAPPIE® Slab Daddy®

- Rod Features:**
- Premium fiberglass construction 2-piece blank
 - Unique rod length indicator label
 - EVA foam handle grips
 - Graphite reel seat
 - Wally Marshall approved crappie specific actions
 - Stainless steel hook keepers

MODEL	REEL MODEL	LGTH./PCS.	POWER
SDU9-2	MUS1	9'-2	L
SDU10-2	MUS1	10'-2	L
SDU12-2	MUS1	12'-2	L



Mr. Crappie Slab Daddy Solo Crappie Combos

- Reel Features:**
- 2-bearing System
 - Strong and lightweight graphite frame and spool
 - Extended reel foot stem for improved handling
 - Wide range, multi-disc drag with click function
 - Large arbor design reduces line twist and increases line recovery
 - Pre-spooled with Mr. Crappie premium 6lb. Hi-Vis mono

MR. CRAPPIE® Slab Daddy® Solo

- Rod Features:**
- Light action fiberglass construction blanks
 - Lightweight graphite reel seats with aluminum hoods
 - Stainless steel guides with aluminum oxide inserts
 - Durable lightweight EVA foam grips
 - Stainless steel hook keepers

COMBO MODEL	REEL MODEL	LGTH. /PCS.	POWER
SST9-2	SO1	9'-2	L
SST10-2	SO1	10'-2	L
SST12-2	SO1	12'-2	L



Mr. Crappie® Slab Shaker® Jig/Troll Spinning Combos

- Reel Features:**
- Unique Mr. Crappie cosmetics
 - Graphite body and rotor
 - Dual bearing construction
 - Pre-spooled with premium Mr. Crappie mono
- Rod Features:**
- Premium graphite 2-piece blank
 - Stainless steel guides with aluminum oxide inserts
 - Durable EVA foam handle
 - Graphite reel seat
 - Stainless steel hook keepers

MR. CRAPPIE® Slab Shaker®

IM 6

COMBO MODEL	REEL SIZE	LGTH./PCS.	POWER
MC7510G	75	10'-2	L
MC7512G	75	12'-2	L



Mr. Crappie® Slab Daddy® Jig/Troll Crappie Combos

- Reel Features:**
- Strong, plated metal frame
 - Anti-reverse lever
 - Audible bait clicker/Spool tension adjustment control
 - Line cap. 90yd./6lb. mono
 - Pre-spooled with premium Mr. Crappie 6 lb. mono

- Rod Features:**
- 2-piece blank light action fiberglass construction
 - Lightweight graphite reel seats with aluminum hoods
 - Stainless steel hook keepers
 - Durable lightweight EVA foam grips

MR. CRAPPIE® Slab Daddy®

COMBO MODEL	LGTH. /PCS.	GEAR RATIO	POWER
SDC10-2	10'-2	3.6:1	L
SDC12-2	12'-2	3.6:1	L

Power: UL = Ultra-Light | L = Light | ML = Medium Light | M = Medium
MH = Medium Heavy | H = Heavy | XH = Extra Heavy

Mr. Crappie® Slab Daddy® Jig/Troll Spinning Crappie Combos

- Reel Features:**
- Unique Mr. Crappie cosmetics
 - Graphite body and rotor
 - Dual bearing construction
 - Chrome plated spool and drag knob
 - Pre-spooled with premium Mr. Crappie mono
- Rod Features:**
- Premium fiberglass construction 2-piece blank
 - Unique rod length indicator label
 - EVA foam handle grips/Graphite reel seat
 - Wally Marshall approved crappie specific actions
 - Stainless steel hook keepers

MR. CRAPPIE® Slab Daddy®

MODEL	REEL SIZE	LGTH./PCS.	POWER
SDS759-2	75	9'-2	L
SDS7510-2	75	10'-2	L
SDS7512-2	75	12'-2	L

America's favorite crappie line, Mr. Crappie.

Mr. Crappie® Monofilament Lines

- Field tested and approved by Wally Marshall
- Designed specifically for small reel usage
- Extremely abrasion resistant formula
- Low memory increases casting distance

MEGA SPOOLS				500 YARD FILLER SPOOLS			
MODEL	LB.	TEST DIA. (IN.)	YD.	MODEL	LB.	TEST DIA. (IN.)	YD.
MC4CL	4	.008	2000	MC4FSCCL	4	.008	
MC6CL	6	.009	1500	MC6FSCCL	6	.009	
MC8CL	8	.010	1200	MC8FSCCL	8	.010	
MC4HV	4	.008	2000	MC4FSCHV	4	.008	
MC6HV	6	.009	1500	MC6FSCHV	6	.009	
MC8HV	8	.010	1200	MC8FSCHV	8	.010	
MC4CM	4	.008	2000	MC4FSCM	4	.008	
MC6CM	6	.009	1500	MC6FSCM	6	.009	
MC8CM	8	.010	1200	MC8FSCM	8	.010	



Mach[®] SPEED TOOLS



A-B. Mach[®] Speed Carbon Steel Pliers

- ArmorShield 3X™ coating provides unmatched durability and corrosion protection
- Durable C45 steel construction
- SpeedShear™ serrated side cutters slice through mono, fluorocarbon, and braid with ease
- Internal spring loaded handle for easy one hand use

- Serrated jaws with wire cutters offer ultimate versatility
- Ensure all knots are snug with the integrated cinch slots
- Includes coiled lanyard and sheath
- Winn Dri-Tac handles offer superior comfort and grip control in wet or dry conditions

A. 6" PLIERS ITEM MP6
B. 8" PLIERS ITEM MP8

C. Mach Speed Aluminum Pliers

- ArmorShield 3X™ coating provides unmatched durability and corrosion protection
- Aircraft grade T6061T6 aluminum construction
- SpeedShear™ serrated side cutters slice through mono, fluorocarbon, and braid with ease
- Internal spring loaded handle for easy one hand use
- Serrated jaws offer ultimate control
- Winn Dri-Tac handles offer superior comfort and grip control in wet or dry conditions
- Includes coiled lanyard and sheath

7.5" PLIERS ITEM

Featuring Winn Grips.



D. Mach Speed 7" Fillet Knife

- High quality 4116 German stainless steel blade
- Digitally sharpened for optimal edge profile
- Molded sheath with belt loop and integrated blade sharpener
- Winn Dri-Tac handle offers superior comfort and grip control in wet or dry conditions

Molded sheath integrated blade sharpener.



ITEM MFK7



E. Mach Speed Pedestal Sheath

- Mounts to seat post for convenient access and storage
- Tacky strap grips post and won't slip
- Hook and loop strap adjust to fit any seat post
- Magnet strap provides convenient access and secures tools while on the move
- Storage for two tools
- Durable dual molded nylon construction

ITEM MPS



Hook & Loop

E.

MAGNETIC TOOL LOCK
Seat pedestal and pliers not included.

Lew's Custom Lew's High Performance SPEED SHOP Accessories



A. Paddle Round CSPKCC
B. Oversize Round CSRKCR
C. Standard Round CSSRKCR
D. Paddle EVA/Cork CSPKCEC

G. Standard Paddle Grip Carbon CFH95B
H. Oversized Round EVA Aluminum LDP

I. Standard Paddle Grip Aluminum AH95B

A-K. Custom handle knobs with comfort and style!

Customize your reel by choosing from a variety of shapes and colors. Package includes one Winn Dri-Tac knob (or EVA/cork knob) and one black knob cap. Knobs are compatible with all Lew's low baitcast reels.

ITEM MODEL	PCS. PER PACK	KNOB STYLE	HANDLE MATERIAL	KNOB COLOR
A. PADDLE				
CSPKCC	1	Paddle	Winn	Chartreuse
CSPKCO	1	Paddle	Winn	Orange
CSPKCCC	1	Paddle	Winn	Charcoal
CSPKCB	1	Paddle	Winn	Black
CSPKCN	1	Paddle	Winn	Blue
CSPKCR	1	Paddle	Winn	Red
B. OVERSIZE ROUND				
CSORKCC	1	Oversize Round	Winn	Chartreuse
CSORKCO	1	Oversize Round	Winn	Orange
CSORKCCC	1	Oversize Round	Winn	Charcoal
CSORKCB	1	Oversize Round	Winn	Black
CSORKCN	1	Oversize Round	Winn	Blue
CSORKCR	1	Oversize Round	Winn	Red
C. STANDARD SIZE ROUND				
CSSRKCC	1	Std Round	Winn	Chartreuse
CSSRKCO	1	Std Round	Winn	Orange
CSSRKCCC	1	Std Round	Winn	Charcoal
CSSRKCB	1	Std Round	Winn	Black
CSSRKCN	1	Std Round	Winn	Blue
CSSRKCR	1	Std Round	Winn	Red
D. EVA/CORK				
CSPKCEC	1	Paddle	EVA/Cork	Black



E-I. Custom handle kits with power and style!

Kit includes: 95mm handle, Winn Dri-Tac knobs, knob caps, ball bearings, handle washer, handle nut, handle nut retainer, and handle retainer screw. Compatible with all Lew's low baitcast reels and fits most reels with 8mm shaft and swept star drag.

ITEM MODEL	HANDLE MATERIAL	KNOB MATERIAL	KNOB STYLE	KNOB COLOR	MSRP
E. CARBON ROUND GRIP					
CSCHB	Carbon	Winn	Round	Black	
CSCHCC	Carbon	Winn	Round	Charcoal	
CSCHC	Carbon	Winn	Round	Chartreuse	
CSCHO	Carbon	Winn	Round	Orange	
CSCHN	Carbon	Winn	Round	Blue	
CSCHR	Carbon	Winn	Round	Red	
F. ALUMINUM ROUND GRIP					
CSBAHB	Aluminum	Winn	Round	Black	
CSBAHCC	Aluminum	Winn	Round	Charcoal	
CSBAHC	Aluminum	Winn	Round	Chartreuse	
CSBAHN	Aluminum	Winn	Round	Blue	
CSBAHO	Aluminum	Winn	Round	Orange	
CSBAHOR	Aluminum	Winn	Round	Red	
G. CFH95B	Carbon	Rubber	Std Paddle	Black	
H. LDP	Aluminum	EVA	Oversize Round	Black	
I. AH95B	Aluminum	Rubber	Std Paddle	Black	



J. Floating Key Chain
• Hi visibility yellow
• Designed to float 1 or 2 keys
Item LFKC1

SPEED SOCK Protect your rod from damage.

K-L. Lew's Speed Sock

- Hook and loop strap for easy storage
- High density weave for rod and guide protection
- Tapered tip for quick and easy rod locker storage
- Heavy-duty elastic band secures Speed Sock to reel
- Top loop for hanging storage

MODEL	COLOR	LGTH.
SSCC1	Chartreuse	6'6"-7'6"
SSCC2	Chartreuse	7'3"-7'11"
SSOC1	Orange	6'6"-7'6"
SSOC2	Orange	7'3"-7'11"
SSYC1	Yellow	6'6"-7'6"
SSYC2	Yellow	7'3"-7'11"
SSBC1	Black	6'6"-7'6"
SSBC2	Black	7'3"-7'11"

MODEL	COLOR	LGTH.
SSCS1	Chartreuse	6'6"-7'2"
SSOS1	Orange	6'6"-7'2"
SSYS1	Yellow	6'6"-7'2"
SSBS1	Black	6'6"-7'2"



M-N. Lew's Baitcast & Spinning Covers

- Protects reels during storage and transport
- Thick 2mm high density neoprene
- High quality hook and loop closure
- Quickly surrounds reel for instant protection

ITEM	REEL STYLE	FITS
M.LSCBC1	Baitcast	MLP*
N.LSCBS1	Spinning	100/200
N.LSCBS2	Spinning	300/400

*Most low profile.



O. David Fritts Get'R Back™ Lure Retriever
• 28 feet of retrieving cord
• 8.9 oz. weight
• Tough, rubber coating for increased durability
Item LLR1



P. Lew's Speed Beam Culling Beam
• Sure grip T-shaped handle
• Provides quick fish comparison
• Molded grips hold fish securely and unharmed
• Corrosion resistant anodized aluminum handle and beam
Item LSB2



Q. Lew's Tournament Bag
• Heavy duty, leak free PVC construction
• Black color for calming fish during transport
• Large mesh zippered inside pocket, EVA foam handles and carry bags have a removable padded shoulder strap
Item LTBI



R-S. Lew's Speed Boat Bags
• Carry bags 24"Lx12"Hx12"W, and 18"Lx12"Hx12"W
• Molded waterproof bottom
• 2 inside pockets
• Oversized for big catch capacity
• Large mesh zippered inside pocket, EVA foam handles and carry bags have a removable padded shoulder strap
Item LTB1

ITEM	WIDTH
R. BBL-Y-18	18"
S. B241212	24"