

THE BLACK GUN® SHOOTING REST



The Hyskore® Black Gun® Shooting Rest is designed to provide the shooter with a rest that is solid, light weight, well balanced and disassembles with a convenient self storage feature. For use with AR-15 or AK-47 style weapons the design accommodates high capacity (up to 40 round) magazines and pistol grips.

Other Features Include:

- 3 Point Leveling
- Magnetic Spirit Level
- Front Leather Rest Bag
- Padded Gun Cradle
- Auxiliary Butt Stock Strap
- Rear Rest Bag Platform
- Ambidextrous Micro Elevation

Always wear appropriate vision and hearing protection when using this product!

The HYSKORE® Black Gun® Shooting Rest has been designed to provide the features that today's shooters demand. Black guns with high capacity magazines and pistol grips like the AR-15's and AK-47's have grown in popularity to the point where almost anyone who doesn't have one (or more) soon will. This being the case, a shooting rest that could accommodate these guns, along with bolt and semi-auto guns was a necessary addition to the HYSKORE® product line.

Another thing that occurred to us was that almost all 3 point rests are assembled with nuts and bolts and when assembled they are great to shoot from but cumbersome to carry and store. By undoing only 2 hand knobs, the front leg brace can be moved to the top side of the rest where it can be securely reattached for transit and storage. This reduces the foot print of the rest by over 60%.



Many shooters like to use a rabbit ear rest bag to support the rear of the gun. With that in mind, the Black Gun® Shooting Rest has a 4" X 5" rear platform beneath the removable padded yoke. This gives the shooter a wide range of options for supporting the gun.

The Black Gun® Shooting Rest also features:

- 3 Point Leveling
- Ambidextrous Micro Elevation
- Magnetic Spirit Level
- Front Leather Rest Bag
- Auxiliary Butt Stock Strap
- Welded Steel Construction
- Durable Powder Coat Finish

Read Before Assembly

The finish is applied after all welding and fabrication of metal parts. Sometimes this will contaminate the internal threaded parts. Screwing the male thread of the knob or bolt in and out once or twice will clear the thread. Adding a drop of acid free machine oil (sewing machine oil works well) to the leveling and elevation screws will make them turn easier.




Good locations for the level are the rear platform and the front brace.



Use the 2 M-8 x 45 mm screw knobs to attach the front base to the main frame.



Screw the 2 leveling jacks into the front brace.



Place a washer over each M8 x 33 mm shoulder bolt. Push them through the holes in the rear brace bracket and thread into the internal fittings on the pivot arm. Tighten to 3-4 lbs./torque. A #3 Phillips screwdriver works well.




The rear elevation jack is factory installed.




The primary elevation uses an M-12 x 100 mm screw knob.



Thread an M-16 locking collar on to the M-16 stem of the yoke, about 3 - 3 ½ inches. Insert the stem through the hole at the rear of the rest. Thread the other locking collar on the stem from the bottom side. Moving the yoke up & down can also be used to adjust elevation.




The elevation adjustment can be located on either side.



For convenience of storage and transit, remove the front of the base and use the same 2 screw knobs to attach it to the pivot arm. Use the 2 threaded holes on the top side of the pivot arm.



Attach the rest bag by using the touch fasteners flaps.



Use the hair pin to secure the pivot arm for transportation & storage. Store the hair pin in the lower hole.



The rest bag is filled with inert, non organic granular plastic. To reduce the stiffness of the bag, open the zipper and remove a small quantity of the fill. Save it in a zip-lock bag in case you need it in the future.



How a high capacity magazine and pistol grip fit.



The rest can be used with or without the strap. Place the eyes of the strap over the ears of the yoke.

• REPLACEMENT PARTS •

These are replacement parts for purchase. Pictures do not represent contents of set.



30105 - 1



30105 - 2



30105 - 3



30105 - 4



30105 - 5



30105 - 6



30105 - 7




30105 - 8




30105 - 9



30105 - 10



30105 - 11



30088 - 6


Parts List:

- 30105 - 1 Front Leveling Jack (2 pcs.)
- 30105 - 2 Real Elevation Jack (1 pc.)
- 30105 - 3 M-8 x 45 mm Screw Knobs For Front Brace (2 pcs.)
- 30105 - 4 M-8 x 33 mm Shoulder Bolts For Pivot Arm
- 30105 - 5 Trim Caps (4 pcs.)
- 30105 - 6 M-16 Lock Knobs For Yoke (2 pcs.)
- 30105 - 7 M-12 x 100 mm Primary Elevation Knob
- 30105 - 8 Yoke
- 30105 - 9 Strap
- 30105 - 10 Leather Rest Bag
- 30105 - 11 Foam Pad Set For Yoke
- 30088 - 6 Magnetic Spirit Level

THE BLACK GUN[®] SHOOTING REST

Hyskore[®]





[Learn more about hunting and shooting we have.](#)