



GREGORY®



SPRING 2019

EXPLORATION IS ABOUT THE SPIRIT AND DRIVE TO MAKE YOUR LIFE WHAT YOU WANT,

AND OUR MISSION IS TO MAKE PACKS YOU TRUST TO TAKE YOU THERE!



Keep
The
Dreamer
Alive!



10

Backpacking

Baltoro & Deva
Baltoro 95 Pro
Stout & Amber

28

Young Adult Backpacking & Youth Hiking

Wander
Icarus

36

Lightweight Backpacking

Paragon & Maven

Ultralight Backpacking

Optic & Octal

94

Everyday Outdoor

Nano
Diode/Anode
Signal/Sigma

102


Adventure Travel

Praxus & Proxy
Border

110

Divide Rollers

Quadro Roller
Quadro Hardcase Roller
Split-Case Roller Duffel



50

Ventilated Backpacking & Hiking

Zulu & Jade
Salvo & Sula

66

Active Trail

Miwok & Maya

72

Hydration

3D Hydro Reservoir

DAY HIKING
Inertia & Swift

MTN BIKING
Endo & Avos
Drift & Amasa

120

Alpine & Ski

Denali
Alpinisto
Targhee

132

Accessories

Pro Raincover
Components

BACKPACKING

Premium Backpacking - Men's



Baltoro 85



Baltoro 75



Baltoro 65



Baltoro 95 Pro



Deva 80



Deva 70



Deva 60

Backpacking - Men's



Stout 65



Stout 45



Stout 35

Backpacking - Women's



Amber 60



Amber 44



Amber 34

Backpacking - Young Adult



Wander 70



Wander 50

NEW

Hiking - Youth



Icarus 40



Icarus 30

NEW

Lightweight Backpacking - Men's



Paragon 58



Paragon 48

Lightweight Backpacking - Women's



Maven 55



Maven 45

Ultralight Backpacking - Men's



Optic 58



Optic 48

Ventilated Backpacking & Hiking - Men's



Zulu 65



Zulu 55



Zulu 40



Zulu 35



Zulu 30

NEW

Ultralight Backpacking - Women's



Octal 55



Octal 45

Ventilated Backpacking & Hiking - Women's



Jade 63



Jade 53



Jade 38



Jade 33



Jade 28

NEW

HIKING

Ventilated Hiking - Men's



Salvo 28



Salvo 24



Salvo 18

Ventilated Hiking - Women's



Sula 28



Sula 24



Sula 18

Active Trail - Men's



Miwok 24



Miwok 18



Miwok 12

NEW

Active Trail - Women's



Maya 22



Maya 16



Maya 10

NEW



HYDRATION

Hydration - 3D Hydro



3L Reservoir

2L Reservoir

Hydration Dayhiking - Men's



Inertia 30

Inertia 25

Inertia 20

Inertia 15

Hydration Dayhiking - Women's



Swift 30

Swift 25

Swift 20

Swift 15

Hydration Mountain Biking - Men's



Drift 14

Drift 10

Amasa 14

Amasa 10

Hydration Mountain Biking - Women's

Hydration Mountain Biking - Men's



Endo 15

Endo 10

Avos 15

Avos 10

Hydration Mountain Biking - Women's

EVERYDAY OUTDOOR

Everyday Essentials



Nano 20

Nano 18

Nano 16

Everyday Adventure - Men's



Diode 34

Anode 30

Everyday Adventure - Women's



Signal 32

Sigma 28

ADVENTURE TRAVEL

Travel - Men's



Praxus 65

Praxus 45

Travel - Women's



Proxy 65

Proxy 45

Travel - Divide Rollers



Quadro Roller 30"

Quadro Roller 22"

Quadro Hardcase Roller 30"

Quadro Hardcase Roller 22"

Split-Case Roller Duffel 32"

Split-Case Roller Duffel 22"

ALPINE & SKI

Alpine & Ski



Denali 100

Alpinisto 50

Alpinisto 35

Targhee 45

Targhee 32

Accessories



Pro Raincover

20 - 30 L
35 - 45 L
50 - 60 L
65 - 75 L
80 - 100 L

ZULU & JADE - pg50



ZULU 65



ZULU 55



ZULU 40



ZULU 35



ZULU 30



JADE 63



JADE 53



JADE 38



JADE 33



JADE 28

MIWOK & MAYA - pg66



MIWOK 24



MIWOK 18



MIWOK 12



MAYA 22



MAYA 16



MAYA 10

INERTIA & SWIFT EXTENSION - pg74



INERTIA 15



SWIFT 15



DRIFT 14



DRIFT 10



AMASA 14



AMASA 10

NANO - pg94



NANO 20



NANO 18



NANO 16

YOUNG ADULT BACKPACKING & YOUTH HIKING - pg28



WANDER 70



WANDER 50



ICARUS 40



ICARUS 30



NEW FOR SPRING 2019!





PREMIUM BACKPACKING

BALTORO & DEVA

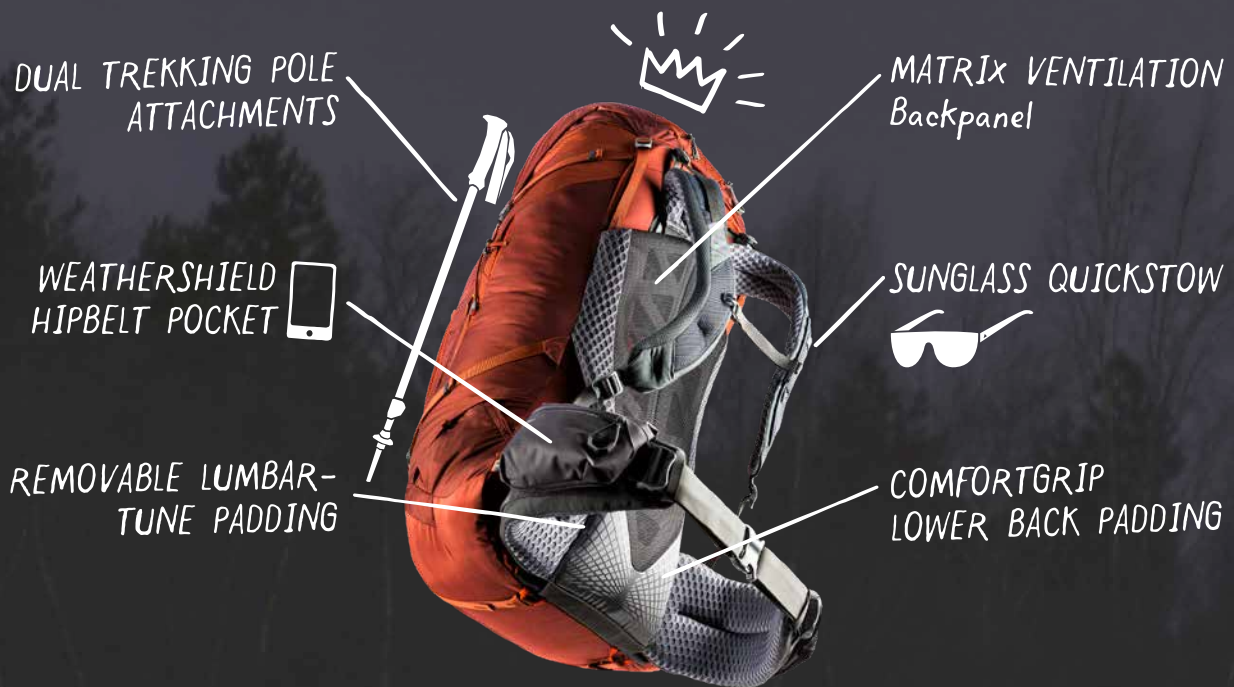
Whether you're heading out for a long weekend trip or hitting the trail again in a lifelong pursuit of global wanderlust, you can rely on the adaptable Baltoro and Deva to be your trusted companion from start to finish. Our Response A3 suspension and groundbreaking feature combinations continue to garner attention and set new industry standards, but it's the glowing reviews and stories of life-changing experiences from around the world that inspire us to build the perfect pack and plan our own next adventure. We really believe it's about the journey, not the destination—that's why we've designed the Baltoro and Deva to take you anywhere you want to go in unmatched comfort and style.






MEET THE BALTORO & DEVA, AWARD WINNING PACKS

WITH A TOP TO BOTTOM UPGRADE.



BUILT WITH LIGHTER, YET MORE DURABLE MATERIALS, 3D AIR QUICK DRYING HIPBELTS AND SHOULDER HARNESSSES, AN ADDED FRONT STRETCH POCKET TO KEEP YOU MOVING ON THE GO, AND ALL OUR FAVORITE FEATURES.



A pack's torso length that matches your spine length is just as important as the right boot size for your feet to deliver long lasting trail comfort and performance. This approach to fit and comfort is in our DNA, so we offer both the Baltoro and Deva packs in custom torso lengths, with customisable hipbelt and shoulder harness lengths in both men's and women's specific designs.



CUSTOM TORSO SIZING

Men's Baltoro's come in SM, MD & LG. Women's Deva's come in XS, SM & MD. Each size also has an additional 2,5 cm of adjustability by moving the shoulder harness between the upper and lower AutoCant slot. See our fit chart and fit guide for more details on how to get the perfect fit.

QUICKSWAP COMPONENTS

We carefully designed the Baltoro and Deva to fit most body shapes out of the box. But if you need to tweak the hipbelt or shoulder harness lengths to accommodate your upper or lower torso girth, we have you covered with our QuickSwap components. They come in three harness sizes for men, three for women and five different hipbelt lengths, so no need to worry about fine tuning here!

MEN'S & WOMEN'S GEOMETRY

We've always been proud of our commitment to gender-specific design. Deva and Baltoro are no exception, with their custom tailored shoulder harnesses for a more subtle chest curvature on the women's harness, varying backpanel widths to provide better stability, and men's and women's backpanel and lower back padding designs that keep the weight where it should be, on your hips.

LUMBAR TUNE

You'll find a removable Lumbar Tune system located behind the ComfortGrip lower back padding. This simple system allows you to slightly increase or decrease the curvature of the lower backpanel to get the perfect fit for your lower back shape. After a full day on the trail small adjustments can make a big difference in comfort, so simply remove or replace the LifeSpan foam insert behind the lower backpanel padding to fine tune the backpanel to your ideal lumbar shape. Most of us benefit from this additional padding, so we recommend leaving it in place for your first hike and try removing it while on the trail.

“I hauled 50 pounds on treks in New Zealand, the Grand Canyon, and California’s Trinity Alps, and I never got sore hips.”

–Backpacker Magazine Editor

RESPONSE A3

SUSPENSION TECHNOLOGY

Auto Angle Adjust (A3) hipbelts and shoulder harnesses adapt to your unique body geometry for a custom fit every time you shoulder the pack. This patented system allows both harnesses and hipbelts to rotate independently of each other, delivering a dynamic yet stable ride that adapts to your body’s movements over different terrain. Response A3 helps align your center of gravity over your walking path, saving energy you’d otherwise spend on stabilisation. That little bit of energy saved adds up with every step, increasing your overall efficiency—and preserving your bliss—as the miles tick by.



3D AIR HIPBELTS AND SHOULDER HARNESSSES

Gregory’s PreCurve technology and multi-density LifeSpan EVA foam construction combine to eliminate hotspots and relieve pressure in sensitive areas. The 3D AIR mesh wicks away moisture and distributes it throughout the woven surface, increasing overall comfort and allowing the hipbelts and shoulder harnesses to dry quickly during a well-earned trail break.

MATRIX VENTILATED BACKPANEL

Ventilated structural foam wrapped in breathable mesh provides enhanced moisture management in a low-profile backpanel design. It offers excellent airflow while keeping the pack very close to your back for crucial energy savings while carrying heavier loads.




WISHBONE FRAME

A high-strength tubular aluminum frame defines the perimeter of the backpanel, channeling the weight of the pack to the center of your lower back and around your hip structure. This design allows your upper body and hips to flex naturally while minimizing side-to-side sway as you hike, saving energy and keeping you more comfortable over longer distances. The frame also features anti-barreling support to prevent the pack from losing its shape and keeps the load close to your center of gravity.

COMFORT GRIP

A soft-molded contoured pad ensures the weight of the pack transfers comfortably to your lower back and hips. Silicone grip overlays prevent the pad from slipping, keeping the hipbelt in position on your body’s main load-bearing structure.

MEN'S BALTORO

-  Onyx Black -0581
-  Ferrous Orange -6397
-  Dusk Blue -6398

MATERIALS

BODY 210D HONEYCOMB CRYPTORIP HD NYLON & 210D HIGH TENACITY NYLON
BASE 630D HIGH DENSITY NYLON
LINING 135D HIGH DENSITY EMBOSSED POLYESTER
HARNES/SHOULDER/LUMBAR MULTI-DENSITY - LIFESPAN EVA
CHASSIS SUPPORT 7001 HOLLOW ALUMINUM FRAME, HDPE

COMPONENTS

A3 AIR SHOULDER HARNESS SEE PAGE 133
 A3 AIR PRO HIPBELT SEE PAGE 133



SIDEKICK INCLUDED!

SMALL 91616 MEDIUM 91615 LARGE 91614

BALTORO 85

For the legendary long-distance trails around the world, the Baltoro 85 is the ultimate pack. Its adaptive Response A3 suspension features custom-designed reinforcements that allow you to take full advantage of its 85-liter capacity, with a Matrix ventilated backpanel that assures comfort in all four seasons.

SPECS (MEDIUM)			
volume	weight	raincover weight	sidekick weight
85 L	2.34 kg	100 g	132 g

MAX CARRY 27 kg • MAIN ACCESS Top, U-Zip, Sleeping Bag

SIDEKICK INCLUDED!

SMALL 91613 MEDIUM 91612 LARGE 91611

BALTORO 75

Spacious yet agile, loaded with features and technology yet intuitive from the get-go, the Baltoro 75 is the perfect multi-day to week-or-longer pack. With enough space to stash a celebratory bottle of vino or extend your stay another day on a whim, the Baltoro 75 will keep a smile on your face, as its Response A3 suspension provides adaptive support and ventilated comfort for long days, heavy loads, and technical terrain.

SPECS (MEDIUM)			
volume	weight	raincover weight	sidekick weight
75 L	2.25 kg	100 g	132 g

MAX CARRY 25 kg • MAIN ACCESS Top, U-Zip, Sleeping Bag

SIDEKICK INCLUDED!

SMALL 91610 MEDIUM 91609 LARGE 91608

BALTORO 65

The Baltoro 65 offers plenty of room for a long weekend, and if you're gear-savvy, enough space for an extra day or two in a pinch. Its trim profile and ventilated, terrain-adaptive Response A3 suspension make it ideal for multi-stage trips in adventurous, off-the-beaten-path locales.

SPECS (MEDIUM)			
volume	weight	raincover weight	sidekick weight
65 L	2.20 kg	100 g	132 g

MAX CARRY 23 kg • MAIN ACCESS Top, U-Zip, Sleeping Bag

WOMEN'S DEVA



SIDEKICK INCLUDED!

X-SMALL 91629 SMALL 91628 MEDIUM 91627

DEVA 80

Capacity is never an issue with the Deva 80, making it the ideal choice for unsupported backcountry trip or a weekend where no creature comfort can be spared. All year round, from sea level to the high alpine, ventilated Response A3 suspension handles heavy loads with grace and poise no matter the terrain or conditions.

SPECS (SMALL)			
volume	weight	raincover weight	sidekick weight
80 L	2.20 kg	100 g	132 g

MAX CARRY 27 kg • MAIN ACCESS Top, U-Zip, Sleeping Bag

-  Plum Red -6400
-  Antigua Green -6399
-  Nocturne Blue -2375



SIDEKICK INCLUDED!

X-SMALL 91626 SMALL 91625 MEDIUM 91624

DEVA 70

Extended summer trail vacations, winter weekends and new adventures with your friends are all within reach for the Deva 70. You'll love the way it keeps everything accessible, with its trail-friendly stash options and massive main compartment panel opening. Ventilated, terrain-adaptive Response A3 suspension gives you the support needed to take advantage of all 70 liters of capacity.

SPECS (SMALL)			
volume	weight	raincover weight	sidekick weight
70 L	2.14 kg	100 g	132 g

MAX CARRY 25 kg • MAIN ACCESS Top, U-Zip, Sleeping Bag

SIDEKICK!

Combination hydration reservoir sleeve and ultra-light removable daypack, perfect for unscheduled day trips, summit hikes, or supply runs into town during a thru-hike.



SIDEKICK INCLUDED!

X-SMALL 91623 SMALL 91622 MEDIUM 91621

DEVA 60

You'll be surprised by how capable the smallest Deva pack can be in so many situations. For short and long weekends, it's more than perfect, offering superior balance and carrying comfort for heavier extras like a climbing rack or a gourmet camp meal complete with a bottle of bubbly. The Deva is already a feature-rich pack, but Response A3 makes the difference—because when you combine shorter trips with Gregory's best suspension technology, you forget about what you're carrying and escape into the journey.

SPECS (SMALL)			
volume	weight	raincover weight	sidekick weight
60 L	2.05 kg	95 g	132 g

MAX CARRY 23 kg • MAIN ACCESS Top, U-Zip, Sleeping Bag





BALTORO PRO

**SIDEKICK
INCLUDED!**

SMALL 91620 **MEDIUM** 91618 **LARGE** 91617

BALTORO 95 PRO

The Baltoro 95 Pro brings the same award-winning features as our flagship Baltoro series, but with an upgraded Response Pro chassis and material selections to handle extended backcountry adventures. The Response Pro chassis creates a fixed link between the hipbelt and full length suspension structure for additional load support and weight management, making it the new standard for guide use, high alpine trekking and long distance backpacking. With the fully loaded Baltoro 95, guides can carry first aid and extra supplies, mountaineers can utilise the additional space for bulky winter gear and backpackers can tackle any length trip or throw in a six pack to surprise their friends on the summit!

SPECS (MEDIUM)

volume	weight	raincover weight	sidekick weight
95 L	2.93 kg	109 g	132 g

MAX CARRY 34 kg • MAIN ACCESS Top, U-Zip, Sleeping Bag



Volcanic Black -0662

MATERIALS

BODY 210D MOLECULAR HONEYCOMB CRYPTORIP NYLON & 420D HIGH DENSITY NYLON

BASE 630D HD NYLON - EVA FOAM

LINING 135D HIGH DENSITY EMBOSSED POLYESTER

HARNES/ HIPBELT/ LUMBAR MULTI- DENSITY - LIFESPAN EVA

CHASSIS SUPPORT 6061 SOLID ALUMINUM FRAME, HDPE

COMPONENTS

A3 AIR SHOULDER HARNESS SEE PAGE 133

A3 AIR PRO HIPBELT SEE PAGE 133

RESPONSE PRO

SUSPENSION TECHNOLOGY

Increased capacity means heavier loads, and when full, a larger pack means more distance between the load and the user's center of gravity. Response Pro compensates for these factors with a larger diameter aluminum wishbone frame, a full-back-length internal frame sheet, and an upgraded non-pivoting Response Pro 3D AIR hipbelt to provide increase support and stability throughout the entire chassis.







BACKPACKING

STOUT AND AMBER

The TrailFlex series offers modern function, streamlined looks, and incredible versatility for any adventure. Adjustable suspension and breathable backpanel technology provide a custom fit and enhanced comfort. Durable lightweight fabrics and purposeful feature sets deliver the exceptional performance and rewarding experiences worthy of Gregory's 40 plus years on the trail.



STOUT & AMBER FEATURES

- Included raincover stows in zippered mesh compartment beneath front stuff pocket and doubles as accessory pocket
- Dual zippered hipbelt pockets for quick access items on the trail
- Dual side pockets for quick storage of water bottles and other accessories
- Front stretch stuff pocket for gear overflow and organisation
- Sleeping bag compartment and divider for additional access to main bag (divider on 65L only)
- Floating top lid on largest two styles for expandability and additional gear storage
- Solar cell attachment points on largest two styles
- Reinforced bottom panel with dual-layer construction for superior abrasion, weather and puncture resistance
- Dual trekking pole and tool attachment points
- Dual compression and lash points to stabilise pack and secure gear



MATERIALS

BODY 200D X 900D DOBBY POLYESTER & 210D RIPSTOP POLYESTER

BASE 630D BALLISTIC POLYESTER AND 135D HIGH DENSITY POLYESTER REINFORCEMENT LAYER

LINING 135D HIGH DENSITY EMBOSSED POLYESTER

HARNESS/HIPBELT/LUMBAR DUAL-DENSITY CLPE FOAM

CHASSIS SUPPORT SPRING STEEL WISHBONE FRAME

TRAILFLEX

SUSPENSION TECHNOLOGY

TrailFlex suspension combines a lightweight, stable, and proven internal wire frame design with a custom torso length adjustment for a precision fit. The highly ventilated backpanel increases comfort across a wide range of conditions, allowing evaporative cooling in hot weather and increasing breathability in the cold. The TrailFlex chassis manages heavy loads across long distances by channeling weight to the padded lumbar region, while adjustable, pre-curved hipbelts and shoulder harness straps conform to the body without the need for break-in.



ADJUSTABLE TRAILFLEX^x SUSPENSION

quickly adjusts to fit your specific back and hipbelt length, allowing the pack to match your height and body geometry for a perfect fit every time.

TRAILFLEX^x ADJUSTABLE HIPBELTS

are offered on the largest pack in the collection with dual hipbelt pockets that move with the length adjustment, keeping your hipbelt pockets easily accessible.

TRAILFLEX^x VENTILATION

technology provides enhanced airflow for a cooler ride and increased comfort on the trail.

WISHBONE SPRINGSTEEL FRAME

design delivers stable load management with torsional flexibility, allowing the pack move with your body and minimise energy expenditure.

MEN'S STOUT

- Navy Blue -1598
- Coal Grey -5588
- Prairie Orange -5589



ONE SIZE 77839

STOUT 65



At home anywhere your own two feet can take you, the Stout 65 hits the mark for capacity and profile—just big enough for a week's worth of lightweight camping gear, but not so big that it creates issues when you're hopping on a train to the hostel in the next town. Updated TrailFlex suspension lets you customise the ventilated backpanel for a perfect fit, and a new front mesh pocket stows a jacket or a street map for unexpected itinerary changes.

SPECS		
volume	weight	raincover weight
65 L	1.73 kg	105 g

- MAX CARRY 23 kg • MAIN ACCESS top loader | sleeping bag access



ONE SIZE 77838

STOUT 45



Moving quickly is key when you have double-digit mileage to cover before you hit camp, and too much pack can slow you down. The Stout 45 puts you on schedule, with enough space for your gear and a bottom access panel for your sleeping bag. Adjustable TrailFlex suspension creates a custom fit to keep you nimble, balanced, and comfortable in tricky terrain, and a new front mesh pocket gives you a spot to stash larger items that might come in handy on the trail.

SPECS		
volume	weight	raincover weight
45 L	1.29 kg	74 g

- MAX CARRY 18 kg • MAIN ACCESS top loader | sleeping bag access



ONE SIZE 77837

STOUT 35



You don't need a ton of space for summer overnight camping, beach-bivy surf trips, and weekend visits to the city, but when the campsite is on top of a ridgeline or the subway is 10 blocks away, you'll appreciate the Stout 35. Adjustable TrailFlex suspension supports loads that flimsy daypacks simply can't, and trail features like side pockets, hipbelt pockets, and a front stretch mesh pocket come in handy whether you find yourself in the woods or on a downtown studio couch.

	SPECS	
volume	weight	raincover weight
35 L	1.13 kg	74 g

- MAX CARRY 16 kg • MAIN ACCESS top loader | sleeping bag access



WOMEN'S AMBER

- Pearl Blue -2271
- Chili Pepper Red -B104
- Teal Grey -5590



ONE SIZE 77834

AMBER 60



Whether exploring a slot canyon on your long weekend or navigating the twisting alleys of Istanbul on your semester abroad, the Amber 60 carries all your gear without looking or feeling cumbersome. Thanks to a streamlined profile and adjustable TrailFlex suspension, you get the load support you need, and a balanced, centered carry that rides close to the body, won't snag branches, and slips along crowded train platforms without bumping its way through.

SPECS		
volume	weight	raincover weight
60 L	1.63 kg	105 g

- MAX CARRY 23 kg • MAIN ACCESS top loader | sleeping bag access

ONE SIZE 77833

AMBER 44



Ideal for overnights, the Amber 44 can be the bag you live out of as well as the pack you carry during the day. Large enough to carry all your gear for a weekend in the woods or a week crashed on your best friend's couch, the Amber 44 is still streamlined enough for afternoon trail hikes. Redesigned with an adjustable, fully ventilated backpanel, TrailFlex suspension makes this pack as comfortable to carry as it is easy to use.

SPECS		
volume	weight	raincover weight
44 L	1.23 kg	74 g

- MAX CARRY 23 kg • MAIN ACCESS top loader | sleeping bag access



ONE SIZE 77832

AMBER 34



As a generous daypack or a light-and-fast overnighter, the Amber 34 fits the bill, bringing 34 liters of volume, external trail-access storage, and ventilated, adjustable TrailFlex suspension to support the load. Whether you're planning a quick overnight with a friend or headed to the lake for an afternoon with the crew, this pack will be the one you reach for more often than any other.

SPECS		
volume	weight	raincover weight
34 L	1.08 kg	74 g

- MAX CARRY 16 kg
- MAIN ACCESS top loader | sleeping bag access





WANDER | ICARUS

YOUNG ADULT BACKPACKING & YOUTH HIKING

Our young adult Wander packs focus on the same trail needs that adults have when venturing out for a day of contemplation in the woods. The difference is scale. This is why our Wander packs have the same fit and comfort, durable materials, and features only in a format suited for growing hikers. When it comes to our Icarus packs designed for youth hikers, all the same applies except for much simpler and easy to understand feature sets and scaled down sizing.

By incorporating the same quality standards and fit Gregory is so well known for, we can be confident that the experience on the trail will inspire many more adventures.



Wander 70



Wander 50



Icarus 40



Icarus 30

YOUNG ADULT

YOUTH

WANDER FEATURES

- Full body U-Zip main opening on front of bag for easy unloading when you get to camp
- Durable front stretch mesh stuff pocket for quick access to a rain jacket or sandals
- Custom fitted raincover included - stows in a quick access zippered pocket on underside of the top lid
- Floating top pocket allows for stowage under the lid and oversized loads
- Dual hipbelt pockets are sized to fit GPS, modern cell phones, and snacks
- Multiple attachment loops for quick attachments or to add supplemental straps or cording
- Reflective webbing loops help you easily locate your pack at camp and attach overflow items
- Hydration sleeve included with left and right side hose routing and clip attachment for use with any reservoir
- Dual side stretch mesh pockets for easy access to a water bottle or provide a great way to secure a fishing rod
- Bottom compression straps have pass-through feature, so you can compress over or under your side pocket contents
- Adjustable attachment loop and hook-attach shock lock for trekking poles or ice axes
- Custom comfort grip molded zipper pulls
- Sternum strap buckle with intergrated safety whistle

MATERIALS

BODY 210D BIG RIP NYLON & 420D HIGH DENSITY NYLON

BASE 630D HIGH DENSITY NYLON

LINING 135D HIGH DENSITY EMBOSSED POLYESTER

HARNESS/HIPBELT/LUMBAR PERFORATED DUAL DENSITY CLPE & OPEN CELL FOAM

CHASSIS SUPPORT SPRING STEEL FRAME WITH FIBERGLASS ANTI-BARRELING CROSS STAY SYSTEM





VERSITA FIT

We believe young adult hikers understand and benefit from the same attention to detail, fit, and performance that any adult can appreciate. That's why we updated our adjustable youth packs with free-flowing breathable suspension and a contoured, wrap-around hipbelt design that offers the same incredible breathability and comfort as our adult packs. The fully adjustable Versa Fit torso and hipbelt system offer easier, faster sizing, making fit adjustments quick and easy at home and on the trail. New wraparound hipbelt and contoured pack body designs work together to bring the load closer to the body, making these packs feel agile and light even when fully loaded.

VERSAFIT ADJUSTABLE SUSPENSION

10 cm of back height adjustment allow for a wide range of fit options and for the pack to grow with young adult hikers.

AIR FLOW BACKPANEL

Dual density, perforated foams are layered on top of one another to create a supportive yet breathable backpanel.

WISHBONE FRAME WITH DIRECT-CONNECT HIPBELT

A spring steel frame is directly connected to the hipbelt structure to provide killer load support that we've become famous for over the last 40 years. The system is designed to provide supportive structure through the belt and backpanel, but allow enough torsional flexibility to enjoy scrambling around on a rocky trail.

ADJUSTABLE ACTIVE WRAP HIPBELT

Allows for quick belt length adjustments of up to 10 cm on each side without taking off or unbuckling the pack. Active Wrap hipbelts blend seamlessly into the backpanel to provide a supportive, customised fit that hugs your body and keeps the weight close to your back, right where it should be.



WANDER

 Shadow Black -0614

 Fiery Red -7413

YOUNG ADULT BACKPACKING

WHAT'S NEW

- Updated adjustable VersaFit suspension with more breathable backpanel and Active Wrap Hipbelt
- Front U-Zip access with quicker two buckle access to main body
- Active Wrap hipbelt with quick-adjust sizing for easy fitting while wearing the pack
- Addition of durable stretch mesh front stuff pocket



ONE SIZE 111475

WANDER 70



The Wander 70 is designed to fit young adults, but its on par with any other full-sized Gregory pack. A super-plush harness and hipbelt and a full range of intuitive on and off trail features make this durable 70-liter backpack ideal for extended trips. As the years pass by and the trails get longer and more advanced, the Wander's wide-ranging adjustability provides a customised fit that is unparalleled in the category.

SPECS (ONE SIZE)		
volume	weight	raincover weight
70 L	1.59 kg	108 g

MAX CARRY 18.1 kg • MAIN ACCESS Top, U-Zip



ONE SIZE 111474

WANDER 50



From scouting and school trips to long weekends with family and friends, the Wander 50 provides ample capacity and capability, not to mention performance. Comfort is a critical priority from the start, and the Wander combines exceptional breathability and customisable torso length to create a perfect fit and balanced ride on the trail. A full-length U-zip main pack access make for frustration-free days on the trail and a world of difference when it comes to packing and unpacking in camp.

SPECS (ONE SIZE)		
volume	weight	raincover weight
50 L	1.52 kg	108 g

MAX CARRY 18.1 kg • MAIN ACCESS Top, U-Zip



ICARUS

 Hyper Blue -2784

 Capri Green -7417

YOUTH BACKPACKING & HIKING

The Icarus series is designed specifically for entry-level backpackers and overnight novices who'll have a much better trail experience if they aren't dealing with an uncomfortable or unsupportive pack. These packs are designed to keep things simple, allow for easy organisation of the essentials, and ensure our little ones enjoy themselves enough to come back for more! Straightforward torso adjustability makes fitting and fine-tuning fast and easy during a snack break, and trail-friendly features and adjustments are easy to understand and use.



NEW



ONE SIZE 111473

ICARUS 40



Decades of industry experience have given us a wealth of insight into what first-time backpackers need and want. So with that in mind, we created the Icarus 40: an entry-level backpack designed to make those initial scouting, family, and school group trips as fun as possible by focusing on comfort and ease-of-use. An adjustable backpanel and straightforward features and pockets eliminate the common fit and function frustrations that keep beginners from falling in love with the trail.

SPECS (ONE SIZE)

volume	weight
40 L	1.03 kg

MAX CARRY 11.3 kg • MAIN ACCESS top loader, sleeping bag

NEW



ONE SIZE 111472

ICARUS 30



We designed the Icarus 30 to ensure the first trip its owner takes is the first of many. Sized for beginner backpackers who will carry a lighter load, this 30-liter youth backpack easily adjusts to fit growing boys and girls, and its simple, easy to use feature set makes for a great experience on the trail. If this is your first pack, you're one lucky youngster—because it's your first step on into the great wide open!

SPECS (ONE SIZE)

volume	weight
30 L	975 g

MAX CARRY 9.1 kg • MAIN ACCESS top loader, sleeping bag

ICARUS FEATURES

- Dedicated lower compartment for quick access to sleeping bag or extra layers
- Durable front stretch mesh stuff pocket for quick access to a rain jacket or sandals
- Top pocket with dual pockets to provide a dedicated area for a headlamp or snacks
- Reflective webbing loops to easily locate your pack at camp and to clip on accessories
- Bottom side compression with pass through for uninhibited use of the side mesh pocket
- Dual mesh side pockets for water bottle access
- Attachment loop and quick-attach shock lock for trekking poles
- Hydration Sleeve with Port for easy hose routing
- Custom comfort grip molded zipper pulls
- Sternum strap buckle with intergrated safety whistle



MATERIALS

BODY 210D BIG RIP NYLON / 420D HIGH DENSITY NYLON

BASE 420D HIGH DENSITY NYLON

LINING 135D HIGH DENSITY POLYESTER WITH EMBOSS

HARNESS/HIPBELT/LUMBAR COMFORT CLPE & OPEN CELL FOAMS

CHASSIS SUPPORT SUPPORTIVE HDPE FRAMESHEET






LIGHTWEIGHT BACKPACKING

PARAGON & MAVEN



Our lightweight backpacks shoot the gap between bare-bones ultralight and plush deluxe packs, with a weight-conscious design philosophy and the debut of Aerolon suspension. Sleek and nimble yet fully featured, these packs bring attitude and an advanced lightweight aluminum chassis for trailblazers who leave the kitchen sink behind. Aerolon's unique Matrix backpanel ventilation technology gives the collection the lightest and most comfortable customisable suspension in its weight class, while features like convertible hydration sleeve SideKick daypacks, integrated raincovers, and trail-access storage prove you can have your cake and eat it, too.



PARAGON & MAVEN FEATURES

- Included raincover stows in zippered mesh compartment beneath front stuff pocket and doubles as accessory pocket
- Sunglass quickstow system on shoulder harness allows a quick, secure and scratch-free way to store your shades on the go
- Dual zippered hipbelt pockets for quick access items on the trail (one mesh and one shell fabric for storage flexibility)
- Dual stretch-mesh side pockets, one which provides on-the-go water bottle access with optional tether for pocket security when not in use (offered on largest style)
- Front stretch stuff pocket for gear overflow and organisation
- Ultra-light top flap option included by removing the sleeping bag divider and using it in place of the traditional top-pocket for ultra-light configuration (offered on largest style)
- Removable bottom multi-straps via girth hitch, these handy straps can be used to carry your sleeping pad or removed to carry other items on the pack or used as a hipbelt on the sidekick daypack (offered on largest style)
- Double zip floating top pocket has additional zippered pocket for organisation and access to small items such as headlamps or maps
- Solar panel attachment points on top pockets
- Reinforced bottom panel | with dual-layer construction for superior abrasion, weather and puncture resistance
- Molded webbing keepers for compression strap management
- SIDEKICK DAYPACK | a combination reservoir sleeve and ultra-light, removable daypack, perfect for daytrips, summit hikes, or supply runs into town during a thru-hike (offered on largest style)

MATERIALS

BODY 210D CRYPTORIP NYLON & 100D HIGH TENACITY NYLON

BASE 210D HIGH TENACITY NYLON W/ 135D HIGH DENSITY POLYESTER REINFORCEMENT LAYER

LINING 135D HIGH-DENSITY EMBOSSED POLYESTER

HARNESS/HIPBELT/LUMBAR DUAL DENSITY LIFESPAN EVA FOAM

CHASSIS SUPPORT 7001 HOLLOW / 6061 ALUMINUM FRAME, HDPE



ADJUSTABLE FIT ENGINEERING

Born from our Response A3 suspension designed for the Baltoro and Deva, the Aerolon adjustable suspension utilises an ultra-light 7mm hollow 7001 aluminum frame with entirely new geometry and flexibility characteristics that gives the chassis its ability to span multiple Torso sizes without compromising the perfect fit to your back shape. The new stay curvature and aluminum flexibility we've engineered into the system accommodates four inches of torso adjustment to efficiently link the load of the pack to ensure you still get the superior fit and comfort expected from a Gregory suspension.

**AEROLON
SUSPENSION TECHNOLOGY**

A size-specific custom 7001 aluminum alloy chassis and ventilated, mesh-encapsulated Matrix foam backpanel design make Aerolon suspension the lightest, most supportive suspension in its weight class. Aerolon's exceptional airflow and dynamic load management system give the Paragon and Maven packs more stability and on-trail comfort than competing lightweight backpacks.



AEROLON SUSPENSION

uses a customised lightweight 7001 aluminum chassis design to deliver uncompromised ventilation and load stabilising trail performance to reduce energy expenditure on the trail.

MATRIX VENTILATION SYSTEM

uses a foam-matrix backpanel structure encapsulated by breathable mesh to provide air flow and moisture evaporation, in order to reduce energy expenditure and increase comfort.

QUICKADJUST HIPBELTS & BACK HEIGHT

system provide the perfect fit every time, while the unique hipbelt adjustment allow the hipbelt pockets to move with the adjustment to maintain easy pocket access.

GRIPTION LUMBAR PAD

with soft-molded silicon gription pad technology for enhanced load transfer and energy savings. (55 L only)

3D SHOULDER HARNESSSES & HIPBELT

with dual density LifeSpan EVA foam construction for an amazingly cush ride in a sub-four pound pack.

MEN'S PARAGON

 Sunset Grey -5586

 Omega Blue -1640



*SIDEKICK
INCLUDED!*

SMALL/ MEDIUM 77857 MEDIUM/LARGE 77856

PARAGON 58



If a weekend in the woods is on your list, don't let a heavy pack keep you lagging behind. The Paragon 58 gives you room to haul the gear you want without making sacrifices, while simultaneously shaving weight to keep you light on your feet. A lightweight 7001 aluminum chassis and matrix ventilated foam backpanel drop ounces without dialing back on support, and you'll wonder if we used magic to pack in so many features (we did).

SPECS (MED/LRG)

volume	weight	stripped weight	raincover weight	sidekick weight
58 L	1.62 kg	1.47 kg	105 g	128 g

- MAX CARRY 23 kg • MAIN ACCESS top loader | sleeping bag access



SIDEKICK!

with 58L

Combination hydration reservoir sleeve and ultra-light removable daypack, perfect for unscheduled day trips, summit hikes, or supply runs into town during a thru-hike.





SMALL/ MEDIUM 77855 MEDIUM/LARGE 77854

PARAGON 48



The Paragon 48 loves those long-distance overnights, where the challenge isn't just the mileage, but the altitude, the terrain, and the conditions. Its lightweight Aerolon suspension keeps you—and your gear—balanced as you make for your next waypoint, while convenient features improve organisation and provide on-trail access to essentials.

SPECS (MED/LRG)

volume	weight	raincover weight
48 L	1.45 kg	96 g

- MAX CARRY 18 kg • MAIN ACCESS top loader | sleeping bag access



WOMEN'S MAVEN

Forest Grey -5587

River Blue -C226



SIDEKICK INCLUDED!

XSMALL/ SMALL 77849 SMALL/MEDIUM 77848

MAVEN 55

A heavy pack saps your energy and steals the fun out of long weekends in the backcountry. But when you're packing up camp and hitting the trail in the morning, slinging the Maven 55 over your shoulders is a totally new—and excellent—experience, thanks to its lightweight design, extensive feature list, and ventilated Aerolon suspension. Maybe it's time for an upgrade.

		SPECS (XS/SM)		
volume	weight	stripped weight	raincover weight	sidekick weight
55 L	1.50 kg	1.39 kg	102 g	102 g

- MAX CARRY 23 kg • MAIN ACCESS top loader | sleeping bag access



SIDEKICK!

with 55L

Combination hydration reservoir sleeve and ultra-light removable daypack, perfect for unscheduled day trips, summit hikes, or supply runs into town during a thru-hike.





XSMALL/ SMALL 77847 SMALL/MEDIUM 77846

MAVEN 45



When it's time to escape from the crowds, the sleek, overnight-ready Maven 45 makes short work of long approaches to distant campsites that rarely see any visitors. Convenient storage options keep you happy on the trail, and Aerolon ventilated suspension keeps you cool as it supports the load.

SPECS (XS/SM)

volume	weight	raincover weight
45 L	1.28 kg	96 g

- MAX CARRY 18 kg
- MAIN ACCESS top loader | sleeping bag access





ULTRALIGHT BACKPACKING

OPTIC & OCTAL

There's nothing like ripping down a trail, lost in the freedom of motion with nothing to slow your pace or sap your strength—it's the ultralight backpacker's dream.

In our opinion, an ultralight pack that shaves grams at the cost of comfort, longevity, or your entire gear budget is a poor investment. So we designed the men's Optic and women's Octal to meet ultralight weight standards without sacrificing fit, function, or our reputation for attainable bags that last a lifetime. At an impressive 1.12/1.05 kg for the 48L/45L and 1.14/1.06 kg for the 58L/55L offerings, the Optic and Octal express our dedication to pushing the envelope of design while delivering the level of quality and value synonymous with Gregory.





OPTIC & OCTAL FEATURES

- Custom fitted raincover included (stows in top pocket)
- Removable top lid with ultra-light weather flap included (stows in top pocket)
- Sunglass QuickStow system on shoulder harness for quick, secure and scratch-free access to your shades without taking the pack off
- Quick access on-the-go water bottle stow
- Durable front stretch mesh pocket
- Dual zippered hipbelt pockets
- Dual stretch mesh side pockets
- Internal hydration sleeve and port
- Dual adjustable attachment loops and upper shock locks for trekking poles or ice axes
- Ultra-light V-Compression system on side and bottom of bags
- Lower side compression pass-through on side pocket for over/under option
- Gear attachment points on top pocket and main body



MATERIALS

BODY 100D HIGH TENACITY NYLON

BASE 210D HIGH TENACITY NYLON

LINING 135D HIGH DENSITY EMBOSSED POLYESTER

HARNESS/HIPBELT/LUMBAR MULTI- DENSITY - LIFESPAN EVA

CHASSIS SUPPORT 7001 HOLLOW ALUMINUM FRAME, HDPE



“The brand that’s best known for its backpacking and hiking packs unveiled a new superstar, the Optic 48. Ideal for thru-hikers, the shoulder straps are ventilated, the waist belt is supportive, and the aluminum frame helps to keep the pack weighing in at just 1 kg.”

-Gear Patrol

AEROSPAN

SUSPENSION TECHNOLOGY

AeroSpan is the ultralight evolution of our groundbreaking VaporSpan suspension, delivering the same combination of 360-degree moisture-wicking ventilation and tensioned perimeter frame load management while paying obsessive attention to weight reduction. Using body-mapping techniques to target friction and impact points allows us to eliminate hotspots without excess padding. FocusForm shoulder harness and hipbelts and LifeSpan foam provides lightweight comfort that outlasts other weight-conscious cushioning materials.



AEROSPAN SUSPENSION

with EVAP moisture wicking shallow-depth ventilated backpanel.

FOCUSFORM

Ventilated, dual-density FocusForm shoulder harness and extra supportive hipbelts with targeted comfort zones.

LEAF-SPRING LUMBAR PAD

for comfortable, energy-saving load transfer.

ULTRA-LIGHT FRAME

Ultra-light 7001 aluminum perimeter frame with anti-barreling support.

MEN'S OPTIC

 Lava Grey -1490

 Beacon Blue -6402



SMALL 91645 MEDIUM 91644 LARGE 91643

OPTIC 58



Longer distances and winter temperatures require extra room, and the Optic 58 gives you that additional capacity without compromising your ultralight priorities. Proper load management, moisture-wicking ventilation, and intelligent features keep you comfortable and mentally balanced from sea level to the High Sierra, because efficient trail travel involves more than a weight claim.

SPECS (MEDIUM)			
volume	weight	stripped weight	raincover weight
58 L	1.14 kg	1.10 kg	95 g

MAX CARRY 16 kg • MAIN ACCESS top



SMALL 91642 MEDIUM 91641 LARGE 91640

OPTIC 48



Achieving fluid motion takes more than counting ounces. The ultralight Optic 48 combines weight-saving design with exceptional fit and load management to give you a low base pack weight along with mileage-crushing efficiency. Comfortable carry and thoughtful trail features keep your head in the game so you stay ahead of your thru-hiking itinerary.

SPECS (MEDIUM)			
volume	weight	stripped weight	raincover weight
48 L	1.12 kg	1.08 kg	95 g

MAX CARRY 14 kg • MAIN ACCESS top



WOMEN'S OCTAL



X-SMALL 91639 SMALL 91637 MEDIUM 91635

OCTAL 55



Ultralight travel gets tougher the longer you're away, because the more time you spend off the grid the more gear and food you need. The Octal 55's intelligent design helps maintain your desired base pack weight while adding attic space and load support for puffy layers, extra calories, or emergency shelter.

SPECS (SMALL)			
volume	weight	stripped weight	raincover weight
55 L	1.06 kg	1.02 kg	91 g

MAX CARRY 16 kg • MAIN ACCESS top

-  Frost Grey -1346
-  Monarch Blue -6401



X-SMALL 91632 SMALL 91631 MEDIUM 91630

OCTAL 45



We think an ultralight pack with proper support and essential features provides a better experience—more efficient and much more enjoyable—than a hyper-minimalist stuff sack with zero structure. The difference shows the morning after a 25 km day, when the Octal 45 proves that comfort is one trail essential you can't live without.

SPECS (SMALL)			
volume	weight	stripped weight	raincover weight
45 L	1.05 kg	1.01 kg	91 g

MAX CARRY 14 kg • MAIN ACCESS top





VENTILATED BACKPACKING & HIKING

ZULU & JADE

The Zulu and Jade feature a body-hugging, customisable suspension that actively flexes with your body's natural movement on the trail. The FreeFloat suspension is the ultimate combination of dynamic fit, lightweight features and streamlined silhouettes that deliver an incredibly balanced and agile carry. On-the-go water bottle access, full body U-zip panel access, and Open Air moisture wicking ventilation provide convenience and comfort no matter where your next adventure takes you.







VENTILATED TORSO SIZE ADJUSTABILITY

AIR FLOW

FREE FLOAT FLEX PANELS



What's more important,
breathability or fit?

When it comes to suspension design, airflow tends to be at odds with adjustability. It's a major letdown if you're seeking great fit along with great ventilation, and it's a choice you shouldn't have to make.



FREE FLOAT

The new Free Float system incorporates adjustable torso length into its tensioned, open-air backpanel. It's a revolutionary approach to ventilated suspension, and we could have stopped there—but we didn't.

Proprietary Free Float flex panels allow the the hipbelt to pivot and flex with the natural movements of your body. This provides a floating sensation on the trail, and allows the hipbelt to wrap smoothly and comfortably around you lower back and hips.

In other words, we designed an elegant, yet simplified load-handling solution that's flexible, customisable, and fully ventilated, yet light and low profile. You'll love the way it fits, feels, and performs on the trail.



ZULU & JADE FEATURES

- Sunglass QuickStow system on shoulder harness for quick, secure and scratch-free access to your shades without taking the pack off
- Full body U-Zip main opening on front of bag for easy unloading when you get to camp
- Trail access side stretch mesh pocket (55L-65L / 53L-63L models)
- Custom fitted raincover included - stows in a quick access zippered pocket on underside of the top lid
- Oversized hipbelt pockets for cased cell phones and point-and-shoot cameras
- Front heavy duty stretch mesh stash pocket
- Dual side stretch mesh pockets
- Bottom side compression with pass through for uninhibited use of the side mesh pocket
- Zippered top pocket with reflective webbing attachment loops for finding your pack at night
- Zippered bottom sleeping bag compartment with removable divider (55L-65L / 53L-63L models)
- Adjustable attachment loop and hook-attach shock lock for trekking poles or ice axes
- Custom Comfort Grip molded zipper pulls
- Sternum strap buckle with intergrated safety whistle

MATERIALS

BODY 210D HONEYCOMB CRYPTORIP HD NYLON & 210D HIGH TENACITY NYLON

BASE 630D HIGH DENSITY NYLON / 420D HIGH DENSITY NYLON

LINING 135D HIGH DENSITY EMBOSSED POLYESTER

HARNESS/HIPBELT/LUMBAR DUAL-DENSITY LIFESPAN EVA FOAM

CHASSIS SUPPORT PERIMETER SPRING STEEL FRAME WITH ANTI-BARRELING CROSS STAY SYSTEM



ZULU & JADE



CUSTOMISABLE
TORSO LENGTH



QUICK ACCESS
RAINCOVER

TRAIL ACCESS SIDE
STRETCH POCKET
(55L-65L / 53L-63L models)

SUNGLASS QUICKSTOW



FREE FLOAT
COMFORT CRADLE
HIPBELT SYSTEM

OVERSIZED
HIPBELT POCKETS



HEAVY DUTY
STRETCH MESH
STASH POCKET

FULL BODY
FRONT U-ZIP
OPENING






ADJUSTABLE
TREKKING POLES
ATTACHMENT

SLEEPING BAG
COMPARTMENT
(55L-65L / 53L-63L models)

DUAL SIDE
STRETCH MESH
POCKETS



MEN'S ZULU

-  Empire Blue -7411
-  Mantis Green -7412
-  Ozone Black -7416



NEW



SMALL/MEDIUM 111595 MEDIUM/LARGE 111594

ZULU 65



Combining week-long volume with a streamlined profile and ventilated, adjustable Free Float suspension, the Zulu 65 gives you incredible year-round versatility. From camping below the snow line to summer sabbatical adventures, Gregory's signature U-zip panel provides easy access to all the gear in your pack while the breathable, adjustable backpanel provides customisable fit and exceptional temperature regulation.

SPECS (M/L)		
volume	weight	raincover weight
65 L	1.68 kg	100 g

MAX CARRY 18 kg • MAIN ACCESS Top, U-Zip, sleeping bag

NEW



SMALL/MEDIUM 111593 MEDIUM/LARGE 111592

ZULU 55



Dialed for alpine overnights and long summer weekends, the agile, ventilated Zulu 55 is truly a weekender's dream—especially if your weekend dreams involve moving fast in fun terrain. 55 liters is plenty of space for a luxurious three-day warm-weather escape or a night of winter camping, but with Free Float suspension breathing and moving with you, it feels like you're out for an afternoon.

SPECS (M/L)		
volume	weight	raincover weight
55 L	1.66 kg	95 g

MAX CARRY 18 kg • MAIN ACCESS Top, U-Zip, Sleeping Bag

NEW



SMALL/MEDIUM 111591 MEDIUM/LARGE 111590

ZULU 40



Is the Zulu 40 a giant daypack or a fast-and-light overnigher? Take your pick—the answer is both. Big enough for supplies for two on long, sunup-to-sundown adventures, this generously sized yet light and agile pack can even work for nights in the wild when the gear list is shorter than usual. You'll appreciate the dynamic fit of the Free Float suspension on the trail just as much as you'll love the U-zip panel access when you hit camp.

SPECS (M/L)		
volume	weight	raincover weight
40 L	1.34 kg	68 g

MAX CARRY 16 kg • MAIN ACCESS Top, U-Zip

NEW



SMALL/MEDIUM 111589 MEDIUM/LARGE 111583

ZULU 35



In rapidly changing conditions—which is synonymous with spring and autumn in the mountains—a little extra pack space never hurts. The Zulu 35 can haul rainwear, insulation layers, lunch, and spare gear with room left over for all your accessories, while its ventilated Free Float suspension gobbles up peak sprints, long ridgeline traverses, and all-day adventures that ascend through multiple climates.

SPECS (M/L)		
volume	weight	raincover weight
35 L	1.33 kg	68 g

MAX CARRY 16 kg • MAIN ACCESS Top, U-Zip

NEW



SMALL/MEDIUM 111568 MEDIUM/LARGE 111580

ZULU 30



There's plenty of time between five and sundown to seek some rapid outdoor decompression. The Zulu 30 makes clocking out enjoyable in all seasons, running light and cool through the summer and preventing clammy back in winter. Turn up the heat and difficulty level, as the flexible, breathable, low-profile Free Float suspension begs for more.

SPECS (M/L)		
volume	weight	raincover weight
30 L	1.24 kg	68 g




MAX CARRY 16 kg • MAIN ACCESS Zippered access



WHAT'S NEW

- Free Float suspension with low profile Open Air ventilation, moisture wicking mesh and customisable torso length
- Torso adjustment system direct-connects to frame (reduces from 3 to 2 torso size offering)
- Lower back 3D Comfort Cradle system delivers an ultra-comfortable, body hugging fit, while the Float Bushings allow the hipbelt and pack to flex and move with your body
- Ventilated and moisture wicking backpanel and shoulder harnesses with QuickStow Sunglass feature added
- Enlarged hipbelt pockets for larger phones and point and shoot cameras
- Trail Access side mesh pockets for on-the-go water bottle and accessory access (55L-65L / 53L-63L models)
- Comfort Grip molded zipper pullers added
- Raincover moved to underside of top pocket for quicker access

WOMEN'S JADE

-  Ethereal Grey -7414
-  Mayan Teal -7415
-  Poppy Red -1710



XSMALL/ SMALL 111579 SMALL/MEDIUM 111577

JADE 63

The Jade 63 proves that a week on the trail can feel like an overnight, bringing nearly 65 liters of lightweight, form-fitting, ventilated comfort to adventures that stretch your personal envelope of distance and terrain. At any elevation, in any weather, this fully featured yet sleek and streamlined women's backpack will have you wondering what's around the next bend instead of counting the miles.

SPECS (S/M)		
volume	weight	raincover weight
63 L	1.61 kg	95 g

MAX CARRY 18 kg • MAIN ACCESS Top, U-Zip, sleeping bag



XSMALL/ SMALL 111576 SMALL/MEDIUM 111575

JADE 53

Ventilated Free Float suspension and a body-hugging design make the Jade 53 feel like a daypack, even when hauling everything you need for a four-day weekend in the backcountry. Free Float's adjustable Open Air backpanel provides a custom fit with unbeatable breathability, so you stay comfortable over longer distances in all conditions.

SPECS (S/M)		
volume	weight	raincover weight
53 L	1.58 kg	91 g

MAX CARRY 18 kg • MAIN ACCESS Top, U-Zip, Sleeping Bag




XSMALL/ SMALL 111574 SMALL/MEDIUM 111573

JADE 38

With nearly 40 liters of capacity, the Jade 38 offers far more room than a daypack, but an incredibly light and sleek profile specifically designed for a women's backpack. Ready for an overnight or a warm-weather long weekend, this is the pack to take when elevation changes and terrain challenges more than make up for the mileage.

SPECS (S/M)		
volume	weight	raincover weight
38 L	1.30 kg	68 g

MAX CARRY 16 kg • MAIN ACCESS Top, U-Zip



XSMALL/ SMALL 111572 SMALL/MEDIUM 111571


JADE 33



Pack what you need for a day in the mountains, then add some more gear just in case. The Jade 33 offers extra space not found in many women's active daypacks, giving you more room for layers and food—supplies that will come in handy if unpredictable terrain and changing conditions are par for your weekend hiking course. Ventilated, adjustable, body-hugging Free Float suspension fits like it was custom made for you, and helps you move like you're carrying a much smaller pack.

SPECS (S/M)		
volume	weight	raincover weight
33 L	1.26 kg	68 g

MAX CARRY 16 kg • MAIN ACCESS Top, U-Zip



XSMALL/ SMALL 111570 SMALL/MEDIUM 111569

JADE 28



Despite what you see out on the trail, women's-specific daypacks can have proper load support, custom-level adjustability, and open-air ventilation providing year-round comfort and incredible fit. How do we know? Because the Jade 28 has all of the above and more.

SPECS (S/M)		
volume	weight	raincover weight
28 L	1.17 kg	64 g

MAX CARRY 16 kg • MAIN ACCESS Zippered access



WHAT'S NEW

- Free Float suspension with low profile Open Air ventilation, moisture wicking mesh and customisable torso length
- Torso adjustment system direct-connects to frame (reduces from 3 to 2 torso size offering)
- Lower back 3D Comfort Cradle system delivers an ultra-comfortable, body hugging fit, while the Float Bushings allow the hipbelt and pack to flex and move with your body
- Ventilated and moisture wicking backpanel and shoulder harnesses with QuickStow Sunglass feature added
- Enlarged hipbelt pockets for larger phones and point and shoot cameras
- Trail Access side mesh pockets for on-the-go water bottle and accessory access (55L-65L / 53L-63L models)
- Comfort Grip molded zipper pullers added
- Raincover moved to underside of top pocket for quicker access





VENTILATED HIKING

Salvo & Sula

Deciding on a dayhike is easy - just point your toes toward the nearest trailhead or head out the door for a loop through the park. The Salvo and Sula packs are about moving fast and staying cool, dry and comfortable in any climate. Their versatile array of compartments, quick access pockets and proprietary features can take on any adventure with confidence. They'll be ready for anything you and your friends can throw at them, so go ahead and hit the ground running with these do-anything daypacks.



SALVO & SULA FEATURES

- Front zippered pocket with soft-touch, padded liner to protect sunglasses and electronics
- Internal hydration sleeve with SpeedClip integration system for easy use with Gregory's 3D Hydro Reservoir
- Sunglass QuickStow system on shoulder harness for quick, secure and scratch-free access to your shades without taking the pack off
- Front and side stretch mesh pockets for quick access to water bottles and an extra layer
- Custom comfort-grip molded zipper pulls
- Zippered interior mesh organisation pocket with key clip
- Molded webbing keepers for strap management
- Side and Bottom Compression to stabilise your load



MATERIALS

BODY 210D CRYPTORIP NYLON

BASE 210D NYLON DOBBY

LINING 135D HIGH DENSITY EMBOSSED POLYESTER

HARNESS/HIPBELT/LUMBAR EVA FOAM

CHASSIS SUPPORT SPRING STEEL FRAME

VAPORSPAN

SUSPENSION TECHNOLOGY

VaporSpan takes ventilated daypack technology into the future, adding comfort and load support improvements that make other suspended backpanel designs obsolete. An ultra-plush cushion conforms to the lower back while the lowest profile backpanel design available allows unrestricted airflow across the mid- and upper back. EVAP moisture wicking technology provides the structural benefit of a tensioned mesh backpanel, but wicks moisture to the backside of the mesh to allow quick evaporation and noticeably cooler on-trail performance.



VAPORSPAN VENTILATION

system uses unique leaf-spring lower back lumbar design to fit perfectly on your lower back, while keeping the ventilated backpanel low profile to maximise interior capacity.

EVAP MOISTURE




provides incredibly cool and comfortable backpanel performance in all weather conditions.

ULTRA-CUSH SHOULDER HARNESSSES

with top tier EVA foam and ventilated design for long lasting comfort.



MEN'S SALVO

-  True Black -0651
-  Smoke Blue -6390
-  Tango Red -4361



ONE SIZE 93097

RAINCOVER INCLUDED!

SALVO 28



The Salvo 28 boasts dual interior compartments and stretch exterior storage for a total 28 liters of all-day cargo capacity. VaporSpan ventilated suspension provides all-terrain, any-weather comfort and support without robbing interior space or weighing you down. Hipbelt pockets keep snacks and small accessories in reach on the trail, saving room in the spacious main compartment for extra gear.

SPECS	
volume	weight
28 L	1.1 kg

- MAX CARRY 11.3 kg • MAIN ACCESS panel loader

ONE SIZE 93096

RAINCOVER INCLUDED!

SALVO 24



The Salvo 24 has enough extra room to eliminate the worries of stashing a spare layer, pair of gloves, and supplemental trail fuel, and VaporSpan suspension to keep you comfortable in all conditions. That means more freedom to explore outside your comfort zone or simply spend another few hours breathing un-conditioned air in the free decompression chamber we call "nature."

SPECS	
volume	weight
24 L	1.02 kg

- MAX CARRY 11.3 kg • MAIN ACCESS panel loader

ONE SIZE 93093

RAINCOVER INCLUDED!

SALVO 18



The compact, lightweight Salvo 18 is packed with features, like stretch accessory storage, internal organisation, and low-profile fully ventilated VaporSpan suspension. VaporSpan gives you the benefit of unrestricted airflow across your back, while its internal wire frame offers real load support that other small packs can't touch. This is the ideal pack for fast, aerobic hikes and cool-weather workouts, when a spare layer and headlamp sounds like a smart insurance plan.

SPECS	
volume	weight
18 L	879 g

- MAX CARRY 9 kg • MAIN ACCESS panel loader

WOMEN'S SULA

ONE SIZE 93106

RAINCOVER INCLUDED!

SULA 28



The Sula 28 defines capable—with a generous 28 liters of space for lengthy spring lake loops and summer summits, plus all the lash points and stash capacity you'll ever need. Low-profile ventilated VaporSpan suspension offers real internal frame support plus incredible air circulation, giving you a pack that can balance both your load and your comfort level in any terrain and all conditions.

SPECS	
volume	weight
28 L	1.06 kg

• MAX CARRY 11.3 kg • MAIN ACCESS panel loader



Plum Red -6400



Nightshade Grey -6392



Mineral Green -6391

ONE SIZE 93100

RAINCOVER INCLUDED!

SULA 24



The Sula 24 combines daypack volume with low-profile, fully ventilated VaporSpan internal frame suspension with the perfect amount of flexibility and support for ridgeline scampering. The capacious main compartment features a divider for easy organisation of bulkier items, while lash points and a stretch pockets on the outside give you access to critical trail gear on the go.

SPECS	
volume	weight
24 L	978 g

• MAX CARRY 11.3 kg • MAIN ACCESS panel loader



ONE SIZE 93099

RAINCOVER INCLUDED!

SULA 18




Say goodbye to the hamster-wheel futility of ellipticals and stair-steppers, and gain real elevation with the trail-happy Sula 18. With enough capacity for spare layering, energy food, and water, plus the ventilated support of the ventilated VaporSpan suspension, this agile pack is a cardio kick in the right place. All you have to do is show up on time—but don't worry, nature is open 24 hours.

SPECS	
volume	weight
18 L	859 g

• MAX CARRY 9 kg • MAIN ACCESS panel loader







ACTIVE TRAIL

MIWOK & MAYA

The Miwok and Maya are fast-hiker favorites, only now more comfortable on the trail and more versatile for everyday use. We've reworked them with all-new adjustable suspension, a sleek, wraparound body design, new features, and updated fabrics. Always agile and ready for anything, the new Miwok and Maya give you even better fit and balance in tricky terrain, plus improved durability and utility for your daily adventures.



MIWOK & MAYA FEATURES

- Front zippered pocket with soft-touch, padded liner to protect sunglasses and electronics
- Dedicated, zippered hydration pocket with SpeedClip attachment system for compatibility with Gregory's 3D Hydro reservoir
- Sunglass QuickStow system on shoulder harness for quick, secure and scratch-free access to your shades without taking the pack off
- Front and side stretch mesh pockets for quick access to water bottles and an extra layer
- Custom comfort-grip molded zipper pulls
- Zippered interior mesh organisation pocket with key clip
- Molded webbing keepers for strap management
- Stowable trekking pole attachment system with quick-hook clip
- Side compression to stabilise your load
- Sternum strap buckle with intergrated safety whistle



MATERIALS

BODY 210D HONEYCOMB CRYPTORIP HD NYLON

BASE 420D HIGH DENSITY NYLON

LINING 135D HIGH DENSITY EMBOSSED POLYESTER

HARNESS/HIPBELT/LUMBAR PERFORATED CLPE FOAM

CHASSIS SUPPORT SUPPORTIVE DUAL DENSITY FOAM

FRAMESHEET WITH PERFORATED CLPE TOP LAYER



BIOSYNC

We designed the Miwok and Maya backpacks for all-terrain agility, and they've never been lacking in that department. But in order to reap the full reward of their design, you also need a perfect fit—and that's hard to achieve in a suspension as lightweight, breathable, and flexible as BioSync. Variable positioning in the BioSync shoulder harness—provided by a secure hook-and-loop panel interface that allows for infinite fine-tuning along a wide range of adjustment—helps achieve that perfect fit.

When combined with new BioSync body wrapping design, flexible "tendon" harness linkages, and dynamic harness and hipbelts that flex and adapt to your every movement, the Miwok and Maya experience has been taken to the next level.

ADJUSTABLE TORSO LENGTH

9 cm of torso length adjustment with integrated BioSync harness featuring unique Sunglass stow system.

BIOSYNC FLEXIBLE TENDONS

Stretch mesh integrated into the harness attachment works with your bodies natural movement to keep the pack balanced when you have tunnel vision on single-track.

BIOSYNC WRAP HIPBELT




Stretch construction and a full surround belt create a stable, flexible platform for quick hikes during magic hour. Dual zippered hipbelt pockets complete the package.

AIRWAVE BACKPANEL AND MOISTURE WICKING HARNESSSES

3D open-air backpanel reduces back contact and encourages airflow. Moisture wicking aero-mesh on backpanel and harnesses transfer and evaporate sweat as your body temperature rises.



MEN'S MIWOK

-  Flame Black -7409
-  Graphite Grey -0517
-  Reflex Blue -0602



ONE SIZE 111481

MIWOK 24



Designed for active trail pursuits but capable of much more, the Miwok 24 combines flexible Biosync ventilated suspension with the volume and features you want in a daypack, commuting pack, or all-around lightweight backpack. Top to bottom Biosync fit provide unhindered motion and low profile stability, in keeping with the Miwok philosophy of agility and balance.

SPECS (ONE SIZE)

volume	weight
24 L	839 g

• MAX CARRY 9 kg • MAIN ACCESS panel loader



ONE SIZE 111480

MIWOK 18



Seeking a lightweight backpack for speed hiking or summer peak bagging? The Miwok 18 brings flexible Biosync suspension and just enough volume for packable insulation and lunch. A stretch front pocket adds room to this active backpack for an ultralight rain shell for fast layer changes on the trail.

SPECS (ONE SIZE)

volume	weight
18 L	839 g

MAX CARRY 9.1 kg • MAIN ACCESS panel loader



ONE SIZE 111479

MIWOK 12



Biosync flexibility and durable lightweight fabrics make the sleek and minimal Miwok 12 the one to reach for whether you're headed out for a casual summer hike or a long-distance trail run. Ideally suited for any high-output activity on the trail, the Miwok 12 is compact enough to stuff in your luggage as an active daypack companion during your travels.

SPECS (ONE SIZE)

volume	weight
12 L	703 g

MAX CARRY 6.8 kg • MAIN ACCESS panel loader

WOMEN'S MAYA

NEW



ONE SIZE 111478

MAYA 22



Dodging momma moose on overgrown single-track in down east Maine or dodging scooters on a narrow cobblestone alley in Prague, the Maya 22 handles the gear while you handle traffic of any kind. This low-profile 22-liter women's backpack excels at active use, with flexible Biosync suspension keeping you agile and free.

SPECS (ONE SIZE)

volume	weight
22 L	798 g

MAX CARRY 11.3 kg • MAIN ACCESS panel loader

	Mercury Grey -0560
	Meridian Teal -7410
	Poppy Red -1710

NEW



ONE SIZE 111477

MAYA 16



Flying across a 2.7 km Colorado ridgeline in July, the last thing you want to be thinking about is your backpack. That's why we made the Maya 16: to carry a rain shell, lunch, first aid, water, and all the odd accessories you bring on warp-speed hikes, and to hug your body like a bear cub as you bounce from boulder to boulder.

SPECS (ONE SIZE)

volume	weight
16 L	748 g

MAX CARRY 9.1 kg • MAIN ACCESS panel loader

WHAT'S NEW

- Updated BioSync suspension with fully adjustable torso length
- BioSync wrap hipbelt and shoulder harnesses with dynamic, flexible support for high pace adventures
- AirWave backpanel uses 3D open-air foam design to reduce direct contact and encourage airflow
- Larger hipbelt zippered pockets for cell phones and on trail supplies
- Dedicated, zippered hydration compartment with SpeedClip attachment system for compatibility with Gregory's 3D Hydro reservoir
- Sunglass Quickstow system added to BioSync shoulder harness
- Quick access, heavy duty, front stretch mesh stuff pocket

NEW



ONE SIZE 111476

MAYA 10



As small as it is, the Maya 10 sets a standard for active women's backpacks that few can meet. Offering just-right capacity for lightweight loads, this 10-liter hydration-compatible pack excels on any trail thanks to its flexible Biosync suspension.

SPECS (ONE SIZE)

volume	weight
10 L	658 g

MAX CARRY 6.8 kg • MAIN ACCESS panel loader



HYDRATION

Gregory's 3D Hydro reservoir features a patent-pending, soft-molded 3D design that allows it to perform like a reservoir but dry as quickly and cleanly as a water bottle. Its self-supporting, baffled construction dramatically speeds up drying time and discourages bacteria growth, so you can get back out on the trail without worrying about funky water. Other innovations include an integrated QuickDry hanger, magnetic DryLock bite valve, and rapid-mount SpeedClip pack integration system, bringing simplicity and ease of use never before seen in a hydration reservoir.

NEW



3D hydro FORMED RESERVOIR



3D QUICKDRY

Soft-molded 3D reservoir design prevents contact between the top and bottom layers, speeding up drying time and discouraging bacteria growth



QUICKDRY HANGER

The integrated hanger provides a convenient storage option while allowing the reservoir to air dry



SPEEDCLIP MOUNTING SYSTEM

All 3D Hydro enabled Gregory hydration packs feature a one-handed Lock-And-Go linkage system



ANATOMICAL FIT

3D form and full length baffle position the water flat against your back for optimal stability and comfort



DRYLOCK MAGNETIC BITE VALVE

Push button on/off bite valve allows for leak-free storage while travelling to and from the trail (magnet accessory included)



EASYGRIP FILL PORT

Rubberised fill port opening and Crescent Handle design, make for easy handling and filling in any environment



3L 116672

2L 116671

MATERIALS

MAIN BODY - METALLOCENE PE FILM (BPA & PVC FREE)

MOLDED PARTS - LDPE, MDPE, PP & SILICONE

HOSE - TPU

3L RESERVOIR
INCLUDED!

COLLECTIONS

INERTIA & SWIFT - DAY HIKING HYDRATION



Inertia 30



Inertia 25



Inertia 20



Inertia 15



Swift 30



Swift 25



Swift 20



Swift 15

ENDO & AVOS - VENTILATED MOUNTAIN BIKING HYDRATION



Endo 15



Endo 10



Avos 15



Avos 10

DRIFT & AMASA - MOUNTAIN BIKING HYDRATION



Drift 14



Drift 10



Amasa 14



Amasa 10





DAYHIKING HYDRATION

INERTIA AND SWIFT

Take signature Gregory fit and function along for the adventure with the Momentum Hydro series. The men's Inertia and women's Swift feature quick-drying 3D Hydro reservoirs to keep you moving on the trail, plus a generous feature set that maximises the value, performance, and versatility of these go-anywhere daypacks.



INERTIA & SWIFT FEATURES

- Front zippered pocket with soft-touch, padded liner to protect sunglasses and electronics
- Dedicated, zippered hydration pocket with SpeedClip attachment system for compatibility with Gregory's 3D Hydro reservoir
- Sunglass QuickStow system on shoulder harness for quick, secure and scratch-free access to your shades without taking the pack off
- Front and side stretch mesh pockets for quick access to water bottles and an extra layer
- Custom comfort-grip molded zipper pulls
- Zippered interior mesh organisation pocket with key clip
- Molded webbing keepers for strap management
- Stowable trekking pole attachment system with quick-hook clip
- Side compression to stabilise your load



MATERIALS

BODY 210D HONEYCOMB CRYPTORIP HD NYLON
BASE 420D HIGH DENSITY NYLON
LINING 135D HIGH DENSITY EMBOSSED POLYESTER
HARNES/HIPBELT/LUMBAR PERFORATED EVA FOAM
CHASSIS SUPPORT SUPPORTIVE DUAL DENSITY FOAM
FRAMESHEET WITH PERFORATED EVA TOP LAYER

MOMENTUM

Suspension in the Momentum series provides cushioning, breathability, and load support for everyday use. Ultra-cush shoulder harness straps with top-tier ventilated EVA foam padding provide long-lasting comfort, and the breathable backpanel features load stabilisers at the shoulder yoke to bring the pack closer to the body. On the inside, a quick-access hydration sleeve features the Gregory SpeedClip mounting system for easy one-handed installation and removal of the included 3D Hydro reservoir.



MESH ENCAPSULATED VENTILATED BACKPANEL

keeps you cool and dry on the trail.

PADDED HIPBELT & SHOULDER HARNESS

with ventilated airmesh for all day comfort.




LOAD LIFTERS

on shoulder harnesses allow you to adjust the pack fit to ride close to your back and keep the pack stable.

GENDER SPECIFIC HIPBELT & SHOULDER HARNESSES

Men's and Women's designs deliver a tailored, customised fit experience.

MEN'S INERTIA

-  Shadow Black -0614
-  Estate Blue -6393
-  Ferrous Orange -6397



NEW



3L RESERVOIR INCLUDED!

ONE SIZE 115816

INERTIA 30



A surprisingly generous 30 liters of capacity gives the Inertia 30 the ability to swallow bulky layers and enough supplies to handle any day trip you can dream up. With its included 3D Hydro reservoir and comfortable padded backpanel, this versatile daypack is as ready for an athletic scramble up your favorite local high point as it is for a day of beaten-path sightseeing in our national parks.

SPECS (ONE SIZE)

volume	weight
30 L	780 g

MAX CARRY 11.3 kg • MAIN ACCESS panel loader

NEW



3L RESERVOIR INCLUDED!

ONE SIZE 115815

INERTIA 25



From summer lake loops to squinting through a blizzard on a winter snowshoe tour, the Inertia 25 is a loyal companion for a full day in the outdoors. The generous main compartment stows bulky layers and gear, while stretch exterior stuff pockets handle overflow and small items like sunscreen.

SPECS (ONE SIZE)

volume	weight
25 L	720 g

MAX CARRY 11.3 kg • MAIN ACCESS panel loader

NEW



3L RESERVOIR INCLUDED!

ONE SIZE 115814

INERTIA 20



Sized for grab-and-go afternoon adventures, the Inertia 20 keeps a low profile and clean exterior that won't slow you down as you tear up the trail. Bring a rain shell, hat, and gloves for changing conditions in the fall and spring, or a suit and towel for summer escapes to the swimming hole. Leave your water bottle behind and fill up the included Gregory 3D Hydro reservoir instead for convenient hydration on the move.

SPECS (ONE SIZE)

volume	weight
20 L	641 g

MAX CARRY 9.1 kg • MAIN ACCESS panel loader

NEW



3L RESERVOIR INCLUDED!

ONE SIZE 115827

INERTIA 15



Your after-work missions don't always follow the same schedule, but carrying the Inertia 15 means you're not worried. This 15-liter backpack feels minimal, but lets you bring along a spare layer, food, and a headlamp if things run late. The included 3D Hydro reservoir hauls up to three liters of water to keep you hydrated all day long.


SPECS (ONE SIZE)

volume	weight
15 L	544 g

MAX CARRY 6.8 kg • MAIN ACCESS panel loader

3D HYDRO 3L RESERVOIR INCLUDED!

All Momentum Hydro packs include our new, quick-drying 3D Hydro reservoir and SpeedClip integration system for easy removal and installation.



WOMEN'S SWIFT

-  Catwalk Black -6395
-  Orchid Red -6394
-  Juniper Blue -6396



NEW



3L RESERVOIR INCLUDED!

ONE SIZE 115819

SWIFT 30



Ready for any day trip you can throw at it year-round, the Swift 30 provides plenty of capacity for extra layers, gear, and food. The quick-drying, quick-release 3D Hydro reservoir eschews the need for a bulky, clanky water bottle, and lets you hydrate on the move to boot. Exterior stretch and accessory pockets keep track of snacks and small items for easy access on the trail.

SPECS (ONE SIZE)

volume	weight
30 L	740 g

MAX CARRY 11.3 kg • MAIN ACCESS panel loader

NEW



3L RESERVOIR INCLUDED!

ONE SIZE 115818

SWIFT 25



From Angels Landing to the 7,200 steps of Mount Tai, the Swift 25 helps you reach the most epic views the world has to offer. 25 liters of capacity is enough for a full day on the trail or a geared-up afternoon in unpredictable weather. The included 3D Hydro reservoir keeps you moving on the trail without the need for water breaks.

SPECS (ONE SIZE)

volume	weight
25 L	700 g

MAX CARRY 11.3 kg • MAIN ACCESS panel loader

NEW



3L RESERVOIR INCLUDED!

ONE SIZE 115817

SWIFT 20



Ready at a moment's notice, the Swift 20 is just the right size for spontaneous attacks of gotta-get-outta-here. This versatile daypack includes a quick-drying, quick-release 3D Hydro reservoir for on-the-go hydration, 20 liters of main compartment storage, trail-savvy exterior stretch pockets, and a zip accessory pocket for your essentials.

SPECS (ONE SIZE)

volume	weight
20 L	601 g

MAX CARRY 9.1 kg • MAIN ACCESS panel loader

NEW



ONE SIZE 115828

3L RESERVOIR INCLUDED!

SWIFT 15



When a killer sunset pushes your afternoon hike into overtime, you'll be happy you have an extra layer and a headlamp for the way down. And you'll be hydrated thanks to the 3D Hydro Reservoir included with the Swift 15, which makes this 15-liter women's-specific backpack perfect for all day activities.

SPECS (ONE SIZE)

volume	weight
15 L	522 g

MAX CARRY 6.8 kg • MAIN ACCESS panel loader

3D HYDRO 3L RESERVOIR INCLUDED!

All Momentum Hydro packs include our new, quick-drying 3D Hydro reservoir and SpeedClip integration system for easy removal and installation.





VENTILATED MOUNTAIN BIKING HYDRATION

ENDO & AVOS

Trails can be challenging enough on two feet, let alone two wheels, but the rewards of riding are infinite. That's why we made stability a top priority when we set out to design our mountain bike packs. Our Shift RS series features flexible ride stability (RS) systems—Shift RS and Shift RS Ventilated—that quickly adjust to find the perfect riding position on your back and allow easier breathing without compromising stability. The end goal is the most stable ride possible that saves you valuable energy on the trail, and as enthusiastic riders we're happy to say we achieved it.

All our mountain bike packs include Gregory's quick-drying 3D Hydro reservoir and stabilised SpeedClip integration system inside the hydration sleeve for easy installation and removal.






ENDO & AVOS FEATURES

- 3D HYDRO RESERVOIR INCLUDED featuring Gregory's proprietary 3D QuickDry soft-molded technology, integrated drying hanger and anatomical fit
- Quick access hydration sleeve with SpeedClip mounting system. This hanger system allows one-handed, snap-and-go reservoir installation and stabilizes the weight in the center of your back
- Magnetic sternum strap allows for one handed magnetic buckling of strap and integrated magnetic linkage for the DryLock bite valve
- Removable zippered tool pouch included with a dedicated, no-bounce storage pocket within the main compartment to eliminate bounce and protect tools
- Crash pad protection pocket with protective foam for valuables you want protected from impact and weather exposure
- Quick access pocket for additional organisation of the essentials on 15L styles
- Bike-specific organisation with a dedicated pockets and sleeves for tire and shock pumps, spare tubes, energy bars, etc.
- Sunglass QuickStow system on shoulder harness for quick, secure and scratch-free access to your shades without taking the pack off
- Dual hipbelt pockets for quick access to phone and energy bars on the trail
- Safety light lash point on front of bag for night or urban riding
- Molded webbing keepers to keep straps quiet and out of your way on the trail
- Stretch mesh stuff pocket for gear overflow and organisation
- Custom comfort-grip molded zipper pulls

MATERIALS

BODY 210D CRYPTORIP NYLON
BASE 420D POLYESTER
LINING 135D HIGH DENSITY EMBOSSED POLYESTER
HARNES/ HIPBELT/ LUMBAR EVA FOAM
CHASSIS SUPPORT 4MM SPRING STEEL FRAME



SHIFT RS

VENTILATED SUSPENSION

Shift RS Ventilated suspension provides user-adjustable stabilisation for an unprecedented leap forward in riding comfort and balance. The stable, padded hipbelt can be moved along the lower back for easier breathing and is designed to let you to wear the pack in the perfect riding position that works best for you. The newest evolution of Shift RS Ventilated features an EVAP moisture-wicking suspended backpanel. This technology provides the structural benefit of a tensioned mesh backpanel, but wicks moisture to the backside of the mesh to allow quick evaporation and noticeably cooler on-trail performance.



SHIFT RS SUSPENSION

with adjustable RS (Ride Stability) hipbelt stabilisation system. The hipbelt can be shifted vertically to ride higher or lower on your back to provide extremely stable, no-bounce performance. This quick customisation of the stabiliser belt allows you to match your fit preference to your individual riding style and trail grade.

EVAP MOISTURE WICKING TECHNOLOGY

on low-profile ventilated backpanel provides incredibly cool and comfortable riding performance in any climate.

MEN'S ENDO

Carbon Black -6404

Horizon Blue -0532



**3D HYDRO
3L RESERVOIR
INCLUDED!**

All Shift RS Hydro packs include our new, quick-drying 3D Hydro reservoir and SpeedClip integration system for easy removal and installation.

NEW



3L RESERVOIR
INCLUDED!

ONE SIZE 115825

ENDO 15



There's a fine line between enough pack and too much, and we designed the Endo 15 to strike that balance. Clean and compact for everyday riding, but with the capacity to support you from start to finish. Included tool pouch and internal organisation keeps your gear accessible and secure, while the suspended, moisture wicking EVAP backpanel offers incredible airflow for increased comfort year-round. The Shift RS stability system keeps the pack in the perfect riding position. The Endo 15 includes an extra quick-access pocket as well as Gregory's 3 liter 3D Hydro reservoir.

SPECS

volume	weight
15 L	921 g

• MAX CARRY 9.1 kg • MAIN ACCESS panel loader



NEW



3L RESERVOIR
INCLUDED!

ONE SIZE 115822

ENDO 10



Thanks to its thoughtful organisation and included tool pouch, the Endo 10 keeps tools, tubes, pumps, and an extra layer separated and close to your center of gravity. The adjustable Shift RS suspended backpanel keeps the pack in the perfect position all day, while the EVAP moisture wicking backpanel delivers a cool, dry ride. Load it up with the right gear on day one, and all you have to do is drop in more water and snacks and you're good to go. 3 liter 3D Hydro reservoir included.

SPECS

volume	weight
10 L	879 g

• MAX CARRY 6.8 kg • MAIN ACCESS panel loader

MOUNTAIN BIKING HYDRATION
WOMEN'S AVOS

 Riviera Blue -5987

3L RESERVOIR
 INCLUDED!

ONE SIZE 115821

AVOS 15

Designed for extended outings and prepared-for-anything types, this pack holds whatever you need to support your two-wheeled habit in all seasons. Smart compartments keep your riding layers, pump, tubes, and the included tool pouch stable and centered. The adaptable Shift RS stability belt keeps the pack in the perfect riding position, while the EVAP moisture wicking backpanel keeps you cool and dry in any climate. The Avos 15 includes an extra quick-access pocket as well as Gregory's 3 liter 3D Hydro reservoir.

SPECS

volume	weight
15 L	859 g

- MAX CARRY 9.1 kg • MAIN ACCESS panel loader

NEW



3L RESERVOIR
 INCLUDED!

ONE SIZE 115820

AVOS 10

The Avos 10 is the pack you want for anything from long weekend outings to quick blasts after work before sundown. Streamlined stability is the priority for this pack, from the included tool pouch and gear organisation to the adjustable Shift RS suspension to find the perfect riding position. The EVAP moisture wicking backpanel provides incredible ventilation in all conditions and helps conserve valuable energy on the trail. 3 liter 3D Hydro reservoir Included.


SPECS

volume	weight
10 L	819 g

- MAX CARRY 6.8 kg • MAIN ACCESS panel loader

NEW







MOUNTAIN BIKING HYDRATION


DRIFT & AMASA

Your next ride will benefit from 40 years of experience in pack design. RS stands for ride stability, the core concept that separates Shift packs from the rest of the field. Shift RS packs feature a flexible load management system, Shift RS stability belt and include an array of internal and external features designed to create the most stable, balanced ride possible.



FEATURES

- 3D Hydro Reservoir (3 Liter) included featuring Gregory's proprietary 3D QuickDry soft-molded technology, integrated drying hanger and anatomical fit
- Dedicated hydration compartment with SpeedClip mounting system. This hanger system allows one-handed, snap-and-go reservoir installation and stabilizes the weight in the center of your back
- Magnetic sternum strap allows for one handed magnetic buckling of strap and integrated magnetic linkage for the DryLock bite valve
- Quick access pocket for additional organisation of the essentials
- Bike-specific organisation with a dedicated pockets and sleeves for tire and shock pumps, spare tubes, energy bars, etc.
- Sunglass Quick Stow system on shoulder harness for quick, secure and scratch-free access to your shades without taking the pack off
- Safety lash point on front of bag for night or urban riding
- Molded webbing keepers to keep straps quiet and out of your way on the trail
- Durable front stretch mesh stuff pocket for gear overflow and organisation
- Reflective attachment loops for simple, stable helmet attachment
- Custom Comfort Grip molded zipper pulls



MATERIALS

BODY 210D CRYPTORIP NYLON

BASE 420D HIGH DENSITY NYLON

LINING 135D HIGH DENSITY EMBOSSED POLYESTER

HARNES/HIPBELT/LUMBAR PERFORATED EVA FOAM

CHASSIS SUPPORT SUPPORTIVE DUAL DENSITY FOAM WITH PERFORATED EVA TOP LAYER



SHIFT RS

Ride stability is priority number one in a mountain biking pack, and it's the driving force behind Shift RS suspension. Unique in its category, Shift RS offers customisable load management with a vertically adjustable stability belt. This unique adjustment system allows the rider move the belt higher or lower to optimise the position of the pack on their back, both for comfort and stability. Matrix ventilated foam throughout the backpanel and harness provide exceptional airflow and evaporative cooling, making Shift RS the most comfortable suspension design in the world of two wheels.

3 LITER 3D HYDRO RESERVOIR INCLUDED

with a one-handed Lock-And-Go linkage between the Crescent Handle and the SpeedClip system mounted inside the packs hydration sleeve.

SHIFT RS SUSPENSION WITH RIDE STABILITY

RS stabilisation system and breathable Matrix backpanel, provide incredibly stable, no-bounce performance by allowing you to customise the perfect fit and pack height to match your riding style.



MEN'S DRIFT

 Eclipse Black -7406

 Citron Orange -7407

WHAT'S NEW

- Updated breathable matrix ventilated backpanel
- Moisture wicking mesh added to Shift RS hipbelts
- Improved hydration routing with updated clip on strap to complement the magnetic sternum strap attachment
- Lighter overall weight versus previous design



3L RESERVOIR INCLUDED!

ONE SIZE 115844

DRIFT 14



The Drift 14 brings a cavernous 14 liters of capacity, the incredible ride of adjustable RS suspension, and the comfort of ventilated Matrix foam to your epic single-track adventures. Easily handling packable layers plus all the spares, food, and tools you need for an unsupported all-day ride, this mountain bike pack carries everything—including three liters of water in the included 3D Hydro reservoir—and rides like nothing else.

SPECS (ONE SIZE)

volume	weight
14 L	717 g

- MAX CARRY 9.1 kg • MAIN ACCESS panel loader



3L RESERVOIR INCLUDED!

ONE SIZE 115843

DRIFT 10



Once you ride with the Drift 10, you'll realize what you've been missing in a mountain biking pack. This pack is all about improving the riding experience with its adjustable RS suspension and an updated Matrix backpanel to give you exceptional breathability and on-the-back stability. When combined with a full loaded bike-specific organisation, a three-liter 3D Hydro reservoir and a streamlined profile, the Drift 10 becomes the ideal all-around MTB backpack for daily trail ripping.

SPECS (ONE SIZE)

volume	weight
10 L	708 g

- MAX CARRY 6.8 kg • MAIN ACCESS panel loader


WOMEN'S AMASA

3D HYDRO 3L RESERVOIR INCLUDED!

All Shift RS Hydro packs include our new, quick-drying 3D Hydro reservoir and SpeedClip integration system for easy removal and installation.



 Coral Black -7408

 Meridian Teal -7410

NEW



3L RESERVOIR
INCLUDED!

ONE SIZE 115842

AMASA 14



Epic rides like Moab's Whole Enchilada and Oregon's McKenzie River Trail are must-dos for serious mountain bikers. We designed the Amasa 14 to be your go-to mountain biking backpack for these types of all-day adventures you can't pass up. Once you feel the difference the Shift RS suspension and Matrix backpanel deliver, you won't notice the extra capacity, but you'll certainly notice the spare layer and cold beer you managed to bring along during that mid-day break.

SPECS (ONE SIZE)

volume	weight
14 L	685 g

- MAX CARRY 9.1 kg • MAIN ACCESS panel loader

NEW



3L RESERVOIR
INCLUDED!

ONE SIZE 115829

AMASA 10



Delivering ride quality like you've never felt before in a women's mountain biking backpack, the Amasa 10 hauls everything you need and carries like it's a part of you. Breathable Matrix backpanel keeps the pack ultra stable, close to your back, and comfortable while climbing and descending, thanks to the fully adjustable Shift RS suspension. The included 3D Hydro reservoir hauls up to three liters of water to keep you hydrated all day long.

SPECS (ONE SIZE)

volume	weight
10 L	685 g

- MAX CARRY 6.8 kg • MAIN ACCESS panel loader





Nano 20



Nano 18



Nano 16



NANO SERIES | DIODE /ANODE & SIGNAL/SIGMA

EVERYDAY ADVENTURE



Diode 34



Anode 30

Packing up for a day filled with meetings, a short hike, a lecture you may skip, or a plane ride means you can't compromise on what you're taking along for the adventure. Our Men's Anode & Diode and Women's Signal & Sigma packs provide all the space, organisation, and comfort to keep up the good times during your adventure of choice. And if you want to keep things a bit more simple for those last minute calls to grab the dogs and meet at the trailhead, the Nano packs are the ticket. Don't let their size or price deceive you, these bad boys are some of the most useful, versatile packs you can own. They'll quickly become your everyday go-to for spur of the moment adventures, national park visits, or banging around town on the weekend.







Signal 32



Sigma 28



NANO

-  Eclipse Black -7406
-  Mantis Green -7412
-  Fiery Red -7413
-  Meridian Teal -7410

NEW



ONE SIZE 111499

NANO 20



The Nano 20 is anything but basic, with a ventilated backpanel and stretch exterior pocket for on-the-trail convenience. Its 20-liter capacity can handle a surprising amount of gear, whether you're just knocking around town, tackling trails, or hitting every sight worth seeing on an overseas vacation.

SPECS (ONE SIZE)

volume	weight
20 L	499 g

MAX CARRY 9.1 kg • MAIN ACCESS panel loader

NEW



ONE SIZE 111498

NANO 18



Need a reliable partner to carry a layer and some gear while you navigate on foot? The Nano 18 is ready, whether your travels take you around the neighborhood, to the top of your favorite trail, or through the hills of Tuscan wine country.

SPECS (ONE SIZE)

volume	weight
18 L	454 g

MAX CARRY 6.8 kg • MAIN ACCESS panel loader

NEW



ONE SIZE 111497

NANO 16



Providing 16 liters of lightweight, low-profile capacity for your essentials, the Nano 16 is ideal for active everyday use: exploring the local trails, an outdoor concert, or a weekend getaway. The Nano 16's top-loading design incorporates a quick access zippered pocket for accessories, and its packable nature makes it perfect for stuffing in your checked or carry-on luggage.

SPECS (ONE SIZE)

volume	weight
16 L	323 g

MAX CARRY 6.8 kg • MAIN ACCESS panel loader



NANO FEATURES

- Dedicated hydration zippered pocket with routing - doubles as a secure tablet or small laptop sleeve
- Front stretch mesh stuff pocket with secure buckle closure
- Twin side mesh water bottle pockets
- Removable webbing hipbelt
- Zippered front pocket with organiser and key clip
- Dual side compression with side release buckles
- Front light attachment point
- Reflective attachment loops to secure water bottles and other trail accessories
- Custom comfort-grip molded zipper pulls
- Padded tubular webbing haul handle



MATERIALS

BODY 210D HONEYCOMB CRYPTORIP NYLON

BASE 420D HIGH DENSITY NYLON

LINING 135D HIGH DENSITY POLYESTER WITH EMBOSS

HARNESS/HIPBELT/LUMBAR PERFORATED CLPE FOAM

CHASSIS SUPPORT SUPPORTIVE CLPE FOAM

MEN'S DIODE/ANODE

- Xeno Navy -5330
- Shadow Black -0614
- Ferrous Orange -6397



ONE SIZE 104092

DIODE 34



The big Diode offers tons of possibilities, whether you have to carry a full work outfit or a third day's worth of gear for your long weekend getaway. With organisation for class, the office, or just your electronic entertainment needs on a long flight, this 34-liter pack makes stowing and finding every accessory easy, even in mid-sprint. Ventilated shoulder harness straps and backpanel padding get you to the lecture hall or your lakeside chill spot without breaking a sweat.

SPECS (ONE SIZE)

volume	weight	dimensions
34 L	907 g	49.5 x 29.2 x 26.7 cm

- LAPTOP: 15.6" / TABLET: 9.7"
- MAIN ACCESS panel loader

ONE SIZE 104091

ANODE 30



Work hard, play hard is the Anode's motto, backed up by a split personality of business organisation and outdoor style. Drop everything you need for your off-the-grid afternoon expedition into the spacious main compartment, knowing that your laptop and other accessories are safely tucked away in custom-built pockets. Ventilated, supportive suspension keeps you dry and cool whether you're running late or taking it easy.

SPECS (ONE SIZE)

volume	weight	dimensions
30 L	794 g	49.5 x 29.2 x 24.1 cm

- LAPTOP: 15.6" / TABLET: 9.7"
- MAIN ACCESS panel loader

WOMEN'S SIGNAL/SIGMA

ONE SIZE 104094

SIGNAL 32






Get after it—to class, to the crag, or in search of undiscovered wonders near and far—and haul it all with the Signal. Capable and dependable at 32 liters, the Signal has the same women's-specific fit as the Sigma, enough capacity for a long weekend if you pack with care, and plenty for a beach day with room to spare. Internal and external organisation make it easy to keep track of little items when you're in a rush to get lost.

SPECS (ONE SIZE)

volume	weight	dimensions
32 L	844 g	47 x 27.3 x 25.4 cm

- LAPTOP: 14.1" / TABLET: 10.1"
- MAIN ACCESS panel loader



-  Desert Rose -1297
-  Misty Blue -1565
-  Mineral Grey -1560

ONE SIZE 104093

SIGMA 28



Lunch? Check. Layers? Check. Lecture notes? Hold on...yep, check. The Sigma literally has your back, whether you're on your way to a sunset rendezvous in the foothills overlooking town or blowing off steam between appointments with a quick book break in the grass. Ventilated padding in the backpanel and women's-specific suspension keep you looking and feeling cool upon arrival, and internal organisation helps you locate your tablet and stylus when you're still looped out from a much-needed nap in the sun.

SPECS (ONE SIZE)

volume	weight	dimensions
28 L	703 g	47 x 27.3 x 22.9 cm

- LAPTOP: 14.1" / TABLET: 10.1"
- MAIN ACCESS panel loader



DIODE/ANODE & SIGNAL/SIGMA FEATURES

- Dedicated 15" floating laptop compartment bottom bumper for impact protection
- Checkpoint friendly laptop and tablet compartment with zippered clamshell design *34/32 ONLY*
- Top quick access pocket with soft-touch liner
- Deluxe organisation panel with secure zippered pocket
- Stretch mesh side water bottle pockets
- Front stretch mesh shove-it pocket *30/28 ONLY*
- Reflective accents for added visibility
- Dual side compression straps
- Custom molded zipper pulls



MATERIALS

BODY 210D 6.6 HD NYLON

BASE 420D HD NYLON

LINING 135D HIGH DENSITY EMBOSSED POLYESTER

HARNESS/HIPBELT/LUMBAR CLPE FOAM

CHASSIS SUPPORT MULTI-DENSITY FOAM COMPOSITE




GREGORY



Border 35



Border 25



Border 18



Praxis 65



Praxis 45



Proxy 65



Proxy 45



Quadro Roller 30"



Quadro Roller 22"



Quadro Hardcase 30"



Quadro Hardcase 22"



Split-Case Duffel 32"



Split-Case Duffel 22"



PROXY & PRAXUS | DIVIDE ROLLERS
BORDER

ADVENTURE TRAVEL

There's always a chance you'll find yourself off the beaten path. We've designed all our adventure travel bags, with wheels and without, to make an adventurous lifestyle more convenient and more accessible. Get a little muddy, take a hike in the rain, spend the day mountain biking, or just go for a run. Then toss all your dirty, stinky gear and clothes into our unique vapor and odor resistant ActiveShield compartment, to be sure the clean stays separated from the dirty and you have some fresh, dry clothes ready to go for whatever comes next. All our travel bags have thoughtful organisation for your digital necessities, incredibly comfortable fit, protected zipper access points and exterior padding, but most of all they all provide peace of mind, on and off the beaten path.



MEN'S PRAXUS

 Indigo Blue -1439

 Pixel Black -5466



ONE SIZE 104086

PRAXUS 65



Suited to multi-national European vacations and powder hunting from the Tetons to the Alps, the Praxus 65 can easily support a week off the grid or a near-indefinite stay, provided you have a well-equipped basecamp. Laptop protection and Gear Guard padding keep sensitive equipment safe, while ActiveShield technology stops dirty outerwear, sweaty gym gear, and snow-covered boots from mingling with clean and dry clothing. A separate shoe compartment adds a space for running, hiking, or going-out footwear.

SPECS (ONE SIZE)

volume	weight	dimensions
65 L	1.85 kg	64.8 x 36.8 x 31.8 cm

- MAX CARRY 16 kg • MAIN ACCESS panel loader
- LAPTOP: 15.6" / TABLET: 9.7"

ONE SIZE 104079

PRAXUS 45



Get gone for a weekend, the carry-on friendly Praxus 45 has more space for your stuff, ActiveShield storage for your dirty gear, and load-bearing suspension for the walk from the tram to your Airbnb on the Vondelpark. Whether you're crashing on a couch, a guest bed, or a deluxe pillow-top king, the full-length-zip main compartment keeps contents accessible and makes packing a cinch.

SPECS (ONE SIZE)

volume	weight	dimensions
45 L	1.57 kg	59.7 x 34.9 x 25.4 cm

- MAX CARRY 16 kg • MAIN ACCESS panel loader
- LAPTOP: 15.6" / TABLET: 9.7"



WOMEN'S PROXY

ONE SIZE 104087

PROxy 65

Stay as long as you want or as long as required, thanks to the Proxy 65's generous capacity. From beaches to sales meetings in the mountains, the Proxy keeps clean clothing and wet or dirty gear divided with its waterproof ActiveShield compartment, and your laptop, business materials, and travel accessories in place with multiple pockets. Shoes have their own spot in a separate zippered home, and Flip Guard flexible compression panels protect zippers and gear as you cross the country or cross the border.

SPECS (ONE SIZE)

volume	weight	dimensions
65 L	1.81 kg	64.8 x 36.8 x 31.8 cm

- MAX CARRY 20 kg • MAIN ACCESS panel loader
- LAPTOP: 15.6" / TABLET: 9.7"


 Mystic Grey -1585

 Antigua Green -6399

ONE SIZE 104085

PROxy 45

Get away for the weekend or longer with the Proxy 45. With its full-surround Gear Guard and load-bearing, women's-specific suspension, this carry-on compliant pack born for active travel—just like you. Need to mix business with pleasure? Stow your laptop in the padded compartment and keep your trail running gear separate behind the ActiveShield divider.

SPECS (ONE SIZE)

volume	weight	dimensions
45 L	1.54 kg	59.7 x 34.9 x 25.4 cm

- MAX CARRY 16 kg • MAIN ACCESS panel loader
- LAPTOP: 15.6" / TABLET: 9.7"



PRAXUS & PROXY FEATURES

- ActiveShield compartment keeps dirty or wet clothing and gear separate or ensures that whatever's inside stays dry throughout your journey
- Flipguard compression panels cover gear and zippers for security in transit, and add structure for a clean pack profile. Panels fold away to provide full cavity access for easy packing
- Full-Surround Gear Guard foam padding protects pack contents during transport and bag handling
- Stowable harness zips inside a dedicated sleeve for air travel and baggage handling
- Cargo Control hipbelt for true load support can be removed when checking baggage
- Gender-specific suspension ensures a comfortable carry for men and women
- Zippered front compartment with padded laptop and tablet sleeves and office organisation
- Travel-tested design with lockable zippers and concealed openings for added security in crowded locations
- Zippered shoe compartment separates dirty kicks from clean whites *65 ONLY*
- Exterior top quick access pocket
- Dual interior zippered mesh organiser pockets
- Padded handles on the top, sides, bottom, and front of the pack
- Custom molded zipper pulls



MATERIALS

- BODY** 210D HIGH DENSITY NYLON
- BASE** 420D HIGH DENSITY NYLON
- LINING** 135D HIGH DENSITY EMBOSSED POLYESTER
- HARNESS/HIPBELT/LUMBAR** CLPE FOAM
- CHASSIS SUPPORT** MULTI-DENSITY FOAM COMPOSITE

TRAVEL-READY SUSPENSION

Most travel packs treat suspension like an afterthought, prioritising stowability at the expense of proper support, fit, and build quality. To us, that defeats the purpose.

Our packs offer suspension that not only stows, but that works the way it should. Gender-specific design, padded backpanels, contoured shoulder harnesses, and wide, padded hipbelts provide the comfort and support you expect from Gregory. Torso adjustment in the 65-liter packs makes it easy to achieve a perfect fit. And of course, everything tucks away in dedicated, zippered pockets that don't rob precious cargo space from the interior. Welcome to travel-ready suspension the way it should be.



CONTOURED, PADDED BACKPANEL

supports the shoulder harness panel with 10+ cm of adjustment for a custom fit *65L only.

SHOULDER HARNESSES STOW

dedicated zippered pocket at the baggage counter with quick-disconnect buckles for streamlined travel.

CARGO CONTROL HIPBELT

for true load support can be removed when checking baggage.

BORDER

 Indigo Blue -1439

 Pixel Black -5466



ONE SIZE 104090

BORDER 35



About as aerodynamic as a carry-on capacity backpack can get, the Border 35 takes you away for an island wedding or home for the holidays with your in-laws, all without adding a checked-bag fee to your tally of expenses. As organised as it is capacious, the long-weekend-sized Border features the same internal organisation and external travel features of its sleek younger sibling, as well as a fold-out laptop sleeve that lies flat for security screening.

SPECS (ONE SIZE)

volume	weight	dimensions
35 L	1.13 kg	51.4 x 32.4 x 27.9 cm

- LAPTOP: 15.6" / TABLET: 9.7"
- MAIN ACCESS zippered main compartment

ONE SIZE 104089

BORDER 25



Sized to carry a grip of gear on your daily commute, the Border 25 is also perfect as a first or second carry-on for air travel. Subdued, minimalist styling makes it office-appropriate, while internal organisation and a dedicated laptop sleeve provide business acumen to roaming journalists, wandering film editors, and those who stay connected regardless of location.

SPECS (ONE SIZE)

volume	weight	dimensions
25 L	925 g	48.9 x 32.4 x 22.9 cm

- LAPTOP: 15.6" / TABLET: 9.7"
- MAIN ACCESS zippered main compartment

ONE SIZE 104088

BORDER 18



Splitting lanes on two wheels—makes you more efficient in multiple ways. The Border 18 shares your philosophy, offering enough space for your gym gear and lunch, or just the layers you need to navigate in changing conditions. Underscoring the Border's line-cutting outlook are its external-access laptop sleeve and a backpanel that slides over wheeled luggage handles for sprinting through the terminal.

SPECS (ONE SIZE)

volume	weight	dimensions
18 L	762 g	47 x 28.6 x 15.9 cm

- LAPTOP: 15.6" / TABLET: 9.7"
- MAIN ACCESS zippered main compartment



BORDER FEATURES

- Independent 15" laptop and tablet area (padded with protective lower gap)
- Quick access pocket with soft-touch liner and protective shell for electronics
- Checkpoint friendly laptop and tablet compartment with zippered clamshell design *25/35 ONLY*
- Expandable interior mesh divider *35 ONLY*
- Stretch mesh side water bottle pocket
- Interior organiser panel with zippered mesh pocket and key clip
- Dual side and top low profile padded handle design for easy commuting and travelling
- Padded side stash pocket
- Custom molded zipper pulls



MATERIALS

BODY 210D HIGH DENSITY NYLON

BASE 420D HIGH DENSITY NYLON

LINING 135D HIGH DENSITY EMBOSSED POLYESTER

HARNESS/HIPBELT/LUMBAR CLPE FOAM

CHASSIS SUPPORT MULTI-DENSITY FOAM COMPOSITE



QUADRO ROLLER | QUADRO HARDCASE | SPLIT-CASE DUFFEL


DIVIDE ROLLERS

Chances are you're not strapping your bag to an alpaca train in the Himalayas this weekend or bagging first descents in the Remarkables. If you are, there's a Gregory bag for that.

Nope, this weekend you'll find yourself tunneling at high speed through the unfinished sub-terra of LAX, late back from a Cabo surf summit with a client meeting in forty-five. And there's a Gregory bag for that, too.

Durable gear, designed for active travelers. Adventure ready, business on the side.






Gregory's Divide Travel Series introduces three different chassis styles, all of which offer innovative features and construction to deliver Gregory quality, comfort and durability in a roller bag design that supports more active and more demanding adventure travel needs.



QUADRO ROLLERS

Designed with a reinforced lightweight composite construction that strikes a calculated balance between weight savings and reliable gear protection. The semi-rigid design provides easy packability, plenty of organisation and reliable gear protection. These styles include Gregory's proprietary Quadro 4x4 sphere wheel technology, which sets the standard in multi-directional rolling.





QUADRO HARDCASES

A gear hauling hardcase with Gregory's Quadro 4x4 sphere wheel technology, constructed from a flexible thermoplastic material with impressive impact strength and low-temperature toughness. This polycarbonate construction delivers unparalleled gear protection and weight saving advantages, making these rollers the ultimate in protection and convenience for your next adventure.

SPLIT-CASE DUFFELS

For those of us that prefer duffel bag functionality, this semi-rigid roller chassis uses a reinforced composite construction and over-sized two wheel design, so you can drag, pull and toss it with confidence through the most ambitious of trips. The 60/40 configurable split case duffel design gives you the advantage of more organisation, while keeping the flexibility to pack up and protect larger gear.



Quadro Wheel Technology: Gregory's Quadro 4x4 spherical wheel system allows multi-directional rolling for easy mobility in any situation. This proprietary spherical four-wheel system works so effortlessly it keeps you focused on all the right things during your next adventure. The ability to roll upright as well as pulling from behind saves your arms when you are loaded down with gear and free them up when you find yourself inching along in a slow moving line.

- Limited Lifetime warrantied Quadro 4x4 sphere spinner wheel technology with self-cleaning hub and rubber tread
- Sphere wheels provide unparalleled 360 degree ease of movement with upright or drag-behind rolling capability
- Reinforced composite wheel hub, housings and premium ball bearing with all-terrain gription wheel tread for quiet and ultra-durable rolling performance.



ActiveShield Compartment: Gregory's Divide series of travel bags all include a unique, vapor and odor resistant compartment inside the pack that expands to hold a substantial portion of your clothes and gear that inevitably gets dirty during your travels. This ingenious division between dirty and clean simplifies life for the adventurous traveler, especially those who demand a higher level of active lifestyle support and performance from their roller bag. Whether it be your ski boots fresh off the slopes, a sandy rash guard, or just your dirty shoes from the gym, Gregory's ActiveShield is one you won't want to live without if you prefer more active and adventurous travel.

- Vapor, dirt and odor resistant TPU coated compartment with full length zipper compresses and expands with the unique needs of each trip
- Carry-on sizes hold multiple pairs of shoes with plenty of room for your active trail apparel, while checked sizes hold up to 50% of overall bag capacity for larger items such as ski boots or wet suits with room to spare
- 3/4 zip out feature and vapor and moisture resistant coated interior allows you to invert and wash or air out the ActiveShield compartment when needed

QUADRO ROLLER

 Slate Black -0623



ONE SIZE 87008

QUADRO ROLLER 30"

We're giving your arms a break by adding our Quadro 4x4 sphere wheel technology to this soft-sided roller. Packing a full week's vacation of clothing and gear, it glides along quietly at your side when you're inching through the security and sprints with you to catch the last shuttle. Dual external organisation pockets and an expanding vapor, odor and dirt resistant ActiveShield compartment inside keeps your dirty trail running shoes separated from your clean clothing and gear.

volume	weight	height	width	depth
90 L	4.5 kg	77.5 cm	44.5 cm	31.8 cm



ONE SIZE 87007


QUADRO ROLLER 22"

The ultimate carry-on roller, featuring game changing Quadro 4x4 wheel technology. Four spherical wheels roll in any direction, so you can kick, bump, and nudge through security while you make calls, answer emails, or just enjoy the people watching. Rugged wheels and three side handles make carrying easy when the tuk-tuk drops you a half-kilometer's hike from your hotel. Inside, an expanding ActiveShield compartment acts as a barrier to keep wet or dirty adventure gear away from clean clothing, making this carry-on roller ready for just about anything you can throw at it.

volume	weight	height	width	depth
45 L	3.6 kg	55.9 cm	35.6 cm	22.9 cm

QUADRO ROLLER FEATURES

- Proprietary Quadro spherical wheel system sets the standard in multi-directional rolling
- Ultra-durable handle and wheel housing components covered by Gregory's Lifetime Guarantee
- Reinforced lightweight composite construction strikes a calculated balance between weight savings and reliable gear protection
- Water-resistant textiles with reinforced abrasion zones and multiple lash points for additional gear carry
- Lightweight high-strength retractable locking handle with TPR coated comfort grip
- ActiveShield compartment expands from zero to fifty percent of the overall bag capacity to provide vapor, dirt and odor resistant protection and separation of active and casual wear
- Dual external pockets with protective padding for quick-access to phone and toiletry kit in security line or additional organisation when checked
- Interior mesh pockets for storage and organisation of small items
- Dual internal compression straps
- Custom easy-grip U-shape zipper pulls
- Lockable zipper sliders for peace of mind when you find yourself a little too far off the beaten path



MATERIALS

BODY 420D NYLON & 840 BALLISTIC POLYESTER

WHEELS NYLON 66 COMPOSITE & TPR

LINING 135 HIGH DENSITY EMBOSSED POLYESTER AND WATER AND DIRT RESISTANT COATED POLYESTER

CHASSIS SUPPORT LIGHTWEIGHT COMPOSITE AND HDPE

QUADRO HARDCASE

 Slate Black -0623



ONE SIZE 87006

QUADRO HARDCASE 30"

Not every weekend is a getaway. When you and your luggage are getting thrown around from gate to gate, the Quadro Hardcase 30" offers some protection with a high-impact polycarbonate outer shell to keep contents unfazed by endless layovers. An internal vapor, odor and dirt resistant ActiveShield compartment expands to separate boardroom attire from the sweaty, dusty results of your off-the-clock excursions.

volume	weight	height	width	depth
90 L	5.3 kg	77.5 cm	45.7 cm	30.5 cm



ONE SIZE 87005


QUADRO HARDCASE 22"

Product testing and research trips take us from the EU to East Asia more frequently than you might think. The compact Quadro 22" is ideal for long-distance business travel, protecting all the gadgets and keeping a change of clothing looking far fresher than we do after a twenty-hour sprint across the Pacific. The internal vapor, odor and dirt resistant ActiveShield compartment separates dirty from clean, or business from fun, depending on the schedule.

volume	weight	height	width	depth
45 L	4.1 kg	55.9 cm	35.6 cm	23.5 cm

QUADRO HARDCASE FEATURES

- Proprietary Quadro spherical wheel system sets the standard in multi-directional rolling
- Ultra-durable handle and wheel housing components covered by Gregory's Lifetime Guarantee
- Reinforced polycarbonate construction delivers outstanding impact strength, superior stability, excellent thermal resistance, and low-temperature toughness
- Hardshell construction protects gear from weather and impact damage
- Lightweight high-strength retractable locking handle with TPR coated comfort grip
- ActiveShield compartment expands from zero to fifty percent of the overall bag capacity to provide vapor, dirt and odor resistant protection and separation of active and casual wear
- Interior mesh pockets for storage and organisation of small items
- Zippered compression panels and dual compression straps to keep gear and clothes neatly packed while travelling
- Expandable zipper provides additional 15% of capacity on 22" carry-on size and 20% on 30" check-in size
- Custom Comfort Grip Molded zipper pulls
- Lockable zipper sliders for peace of mind when you find yourself a little too far off the beaten path



MATERIALS

BODY HIGH-IMPACT POLYCARBONATE

WHEELS NYLON 66 COMPOSITE & TPR

LINING 135 HIGH DENSITY EMBOSSED POLYESTER AND WATER AND DIRT RESISTANT COATED POLYESTER

CHASSIS SUPPORT POLYCARBONATE & HDPE

SPLIT-CASE ROLLER DUFFEL

 Slate Black -0623



ONE SIZE 87010

SPLIT-CASE ROLLER DUFFEL 32"

Business wants your weekends, but you're not giving them up that easy. Wherever you land, there's bound to be a trail—or in the worst case, a gym. The Split-Case 32 separates business wear from active gear, by including an expanding vapor, dirt and odor resistant ActiveShield compartment to keep your boardshorts or ski boots from mixing with your boardroom kit.

volume	weight	height	width	depth
100 L	4.5 kg	82.6 cm	41.9 cm	34.3 cm




ONE SIZE 87009

SPLIT-CASE ROLLER DUFFEL 22"

Our fast, light and durable design philosophy just happens to apply to business overnights as effectively as one-day summit bids. This compact roller packs your business disguise in one half and your fun side in the other, with an expanding vapor, dirt and odor resistant ActiveShield compartment that keeps your trail running kit separated from your evening wear. Quick-access exterior pockets keep tickets and devices handy in the sky lounge.

volume	weight	height	width	depth
45 L	3.23 kg	55.9 cm	35.6 cm	22.9 cm



SPLIT-CASE DUFFEL FEATURES

- Ultra-durable handle and wheel housing components covered by Gregory's Limited Lifetime Guarantee
- Reinforced lightweight composite construction strikes a calculated balance between weight savings and reliable gear protection
- Split-case design divides the main volume of the bag into a 60/40 split with dual compression panels for super easy organisation and access
- Water-resistant textiles with reinforced abrasion zones and multiple lash points for additional gear carry
- Lightweight high-strength retractable locking handle with TPR coated comfort grip
- ActiveShield compartment expands from zero to fifty percent of the overall bag capacity to provide vapor, dirt and odor resistant protection and separation of active and casual wear
- Dual external pockets with protective padding for quick-access to phone and toiletry kit in security line or additional organisation when checked
- Interior mesh pockets for storage and organisation of small items
- Dual sided zippered compression panels to keep gear and clothes neatly packed while travelling
- Custom easy-grip U-shape zipper pulls
- Lockable zipper sliders for peace of mind when you find yourself a little too far off the beaten path

MATERIALS

BODY 420D NYLON & 840 BALLISTIC POLYESTER

WHEELS PP AND TPU

LINING 135 HIGH DENSITY EMBOSSED POLYESTER AND WATER AND DIRT RESISTANT COATED POLYESTER

CHASSIS SUPPORT LIGHTWEIGHT COMPOSITE AND HDPE



DENALI | ALPINISTO | TARGHEE

ALPINE & SKI

The Gregory Alpine and Ski series draw upon 40 years of experience in pack design and engineering, bringing the best of our knowledge and expertise to face the most demanding conditions on the planet. Our partnerships with top mountain athletes and countless hours of real world field-testing in demanding locations throughout North America, Europe and Asia have created fully optimised packs for modern mountaineering and alpine adventures.

Through time-tested technology and a focus on alpine needs, we deliver three pack series, each committed to on-mountain reliability, performance, and customisation. Offering a range of volumes and feature sets within each series, the Denali, Alpinisto, and Targhee provide mountain athletes an option for any alpine pursuit.





Denali 100



Alpinisto 50



Alpinisto 35



Targhee 45



Targhee 32

DENALI

Basalt Black -2917

STRIPPABLE

The removable frame stays, top pocket, bivy pad and hipbelt padding allow this pack to conform to the needs of the day.



ADJUSTABLE ICE AXE LOOPS



EXPEDITION HIPBELT



SMALL 64919 MEDIUM 64918 LARGE 64917

DENALI 100

The Denali 100 remains the pinnacle of big- mountain expedition performance. With the ability to comfortably carry heavy loads into harsh environments over demanding terrain, this pack provides confidence and reliability every step of the way. The removable frame stays, top pocket, bivy pad and hipbelt padding allow this pack to conform to the needs of the day.

SPECS (MEDIUM)

volume	weight	stripped
100 L	3 kg	1.92 kg

- MAX CARRY 36 kg • MAIN ACCESS top loader | front access

COMPONENTS

- A3 AIR SHOULDER HARNESS SEE PAGE 133
- A3 AIR PRO HIPBELT SEE PAGE 133

MATERIALS

- BODY 210D NYLON, 420D HIGH-DENSITY NYLON
- BASE HIGH TENACITY 630D NYLON W/FOAM AND 135D HIGH DENSITY POLYESTER REINFORCEMENT LAYERS
- LINING 210D NYLON
- HARNESS/HIPBELT/LUMBAR MULTI-DENSITY CLOSED AND OPEN CELL FOAMS
- CHASSIS SUPPORT DUAL 7075 ALUMINUM STAYS

FLEX FUSION

PRO SUSPENSION

The high alpine is the proving ground that pushes people and equipment to their limits. Fusion Flex Pro represents the pinnacle of suspension performance, combining cutting-edge materials with time-tested Gregory design to give mountain athletes unassailable strength, exceptional load support, and outstanding versatility in the most challenging terrain and conditions on the planet.



TWIN ALUMINUM STAYS

can be quickly removed to save weight.

INTEGRATED FUSION PRO SEWN-IN FRAMESHEET CONSTRUCTION

optimises back protection from your gear, reduces failure points and keeps the weight down.

HOLLOW, LIGHTWEIGHT ALUMINUM ANTI-BARRELING CROSS-STAY

provides unmatched stability and ensures your center of gravity is optimised.

AUTOCANT HARNESS

adjusts to each individual shoulder angle for a custom fit.

3D PRE-CURVED PRO HARNESS


utilises best-in-class LifeSpan EVA foam.

ANTI-SLIP LUMBAR PAD

correctly transfers load to hips.

ALPINISTO

 Lichen Green -6059

 Zest Orange -6096



SMALL 86998 MEDIUM 86997 LARGE 86996

ALPINISTO 50



Lighter, tougher, and more technical than ever, the Alpinisto 50 brings the best in materials, features, and construction for demanding alpine situations. Its top-loading design also offers full side zipper access with a split-top skirt design, an oversized reinforced front panel crampon pocket, and a removable lid compartment for smaller items. A lightweight alloy perimeter frame supports heavy gear loads, or strips out along with the removable hipbelt and framesheet for ultralight missions.

SPECS (MEDIUM)

volume	weight	stripped
50 L	1.60 kg	1.01 kg

MAX CARRY 23 kg • MAIN ACCESS top & side access



SMALL 86995 MEDIUM 86994 LARGE 86993

ALPINISTO 35



The Alpinisto 35 brings the same features as the Alpinisto 50 in a smaller, lighter format. Lightweight abrasion-resistant fabrics and reinforced construction give you peace of mind while you're beating your gear senseless. A strippable design with removable floating lid, frame, framesheet, and hipbelt makes light-and-fast ascents lighter and faster. Dual hybrid ice tool attachments and an oversized crampon pocket keep bulky gear secure, and a full-length locking side zipper offers total access to the top-loading main compartment.

SPECS (MEDIUM)

volume	weight	stripped
35 L	1.53 kg	964 g

MAX CARRY 20 kg • MAIN ACCESS top & side access




GREGORY

PETZL
chaperon

120

FEATURES

- Removable bivy pad
- Full length side access zipper with locking sliders and separating top skirt provide uninhibited access to main pack contents
- Compressible over-sized crampon pocket with reinforced puncture and tear resistant abrasion zones
- Floating top lids for capacity expansion and rope carry
- Dual top-lid collar design for easy helmet storage
- Dual tool attachment config has two separate attachment systems that work with any ice axe design from any era
- Reinforced, over-sized A-frame ski carry attachment system for fat skis and split boards
- Rope strap and three-point haul loops
- Gear loops and ice clipper loops on hipbelt
- Glove friendly hardware and single, anodised aluminum hook for maximum durability on main top lid closure
- Security pocket under top lid with key clip
- Top lid occipital cutout for enhanced helmet clearance
- Dual layered reinforced bottom panels for enhanced abrasion resistance
- Single wand pocket
- Hydration tube routing and tube management to both shoulder harnesses



MATERIALS

BODY 210D HIGH TENACITY NYLON / 630D HIGH DENSITY NYLON
BASE 630D HIGH DENSITY NYLON / 210D NYLON REINFORCEMENT LAYER
LINING 210D EMBOSSED NYLON / 135D HIGH DENSITY POLYESTER
HARNES/ HIPBELT/ LUMBAR MULTI-DENSITY, COMFORTZONE LIFESPAN EVA
CHASSIS SUPPORT 7001 TUBULAR ALUMINUM, HDPE FRAMESHEET

FUSION FLEX

SUSPENSION

Fusion Flex is a lightweight, robust suspension system designed for harsh alpine environments. Its tubular 7001 aluminum perimeter frame and perforated HDPE frame sheet provide crucial load support and optimal torsional flexibility while the climbing-specific hipbelt and harness maintain comfort for technical ascents.

Fusion Flex combines crucial load management, and simple, durable design to offer climbers the ideal alpine-minimalist pack suspension system. Combined with its lightweight, reinforced perimeter frame a cross-stay prevents barreling after hasty packing efforts in harsh weather. Meanwhile, the snow-shedding backpanel resists moisture absorption, and removable padding in the high-cut, harness-compatible hipbelt allows for maximum weight reduction without the loss of support. Tapered, dual-density shoulder and lumbar padding maintain mobility and proper load transfer over waterproof layers.



TORSIONAL FLEX LOAD SUPPORT

with tubular 7001 aluminum perimeter frame, cross stay and lightweight framesheet.

HIGH-CUT HIPBELT AND TAPERED DUAL DENSITY FOAM

maximise comfort and freedom of movement.

THERMO-FORMED, SNOW-SHEDDING BACKPANEL

fits snug against back.

REMOVABLE FRAMESHEET AND PERIMETER FRAME


for lightweight ascents.

REMOVABLE HIPBELT SYSTEM

allows 38mm stability belt to remain in place after belt is removed.

TARGHEE

 Solar Yellow -0624

 Navy Blue -1598



SMALL 74489 MEDIUM 74490 LARGE 74488

TARGHEE 45



A great guide pack or for longer tours and overnight trips, the Targhee 45 has ample room for larger, on-mountain loads.

SPECS (MEDIUM)

volume	weight
45 L	1.81 kg

- MAX CARRY 16 kg • MAIN ACCESS top loader | full rear-panel u-zip



SMALL 74485 MEDIUM 74483 LARGE 74482

TARGHEE 32



A perfect balance of volume, features and carry convenience, the Targhee 32 is the ideal, all around ski pack. Ready to spend a full day exploring the backcountry.

SPECS (MEDIUM)


volume	weight
32 L	1.70 kg

- MAX CARRY 16 kg • MAIN ACCESS top loader | full rear-panel u-zip



FEATURES

- Zippered backpanel entry A-frame and diagonal ski carry system
- Anodised aluminum hooks for easy, durable use in cold weather
- Vertical snowboard/snowshoe carry
- Top zippered goggle-plus pocket with key clip
- Hydration sleeve with internal hose routing to insulated shoulder harness sleeve
- Zippered hipbelt pocket and gearloop with ice clipper
- Safety whistle on sternum strap
- Compression molded, snow-shedding backpanel
- Integrated ice-axe holder to compression strap for ultra-secure tool carry
- High density, abrasion resistant webbing on ski carry straps
- Stretch mesh deployable helmet carry
- Quick access zippered avalanche safety tool pocket
- Glove friendly buckles for easy use on the skin track



MATERIALS

BODY 210D 66 NYLON

BASE 630D HIGH-DENSITY NYLON

LINING 135D HIGH-DENSITY POLYESTER

HARNES/ HIPBELT/ LUMBAR MULTI-DENSITY CLOSED AND OPEN CELL FOAMS

CHASSIS SUPPORT SPRING STEEL, HDPE COMPOSITE

VERTFLEX

SUSPENSION

VertFlex suspension meets the needs of snow sports athletes who require vertical stability for heavy loads in addition to torsional flexibility for free range of motion while skiing, snowshoeing or snowboarding.

We design these packs specifically for winter use, sizing them to be worn over cold-weather outerwear and using water-resistant, high-density foam covered by snow-shedding fabric in the backpanel, harness, and hipbelt. The smaller VertFlex packs rely on a flexible HDPE frame sheet for lightweight, low-profile load support, while the larger models offer additional stability in the form of a perimeter wire wishbone internal frame with a cross-stay.



VERTICALLY STABLE

to maintain a balanced and secure load.

TORSIONAL FLEXIBILITY

to accommodate the dynamic movements of skiing and riding.

MOLDED BACKPANEL

with classic Gregory lumbar pad for optimal load transfer to hips.

SNOW SHEDDING DESIGN

reduces absorbed water and keeps you dry.

INCREASED HIPBELT PADDING

in larger packs to accommodate heavier loads.

OPTIMIZED HARNESS PADDING

reduces bulk for greater freedom of movement combined with a comfortable carry.

HDPE FRAMESHEET

with an added cross-stay and wire wishbone perimeter frame in the larger models.

ACCESSORIES



PRO RAINCOVER

[20-30L] 68411 [35-45L] 68412 [50-60L] 68413 [65-75L] 68414 [80-100L] 68415

Whether your pack came without a raincover or you're seeking an upgrade, the Pro Raincover series provides superior weather protection, streamlined design, and a lighter weight compact package than standard raincovers. Five sizes—from 20L to 100L—means you'll find the precision fit required to cheat the wind and shed water like a rubber duck.



Web Grey -4854

FEATURES

- Dual point attachment system for superior rain and wind protection.
- Compact stuff sack and hangable packaging included.
- Ultra lightweight silicon infused 40D polyester with double stitched, seam sealed construction.
- Drainage point on bottom panel.
- Debossed pattern with customised style.



X-SMALL		SMALL		MEDIUM	
volume	weight	volume	weight	volume	weight
20-30 L	68 g	35-45 L	85 g	50-60 L	113 g
LARGE		X-LARGE			
volume	weight	volume	weight		
65-75 L	125 g	80-100 L	142 g		

COMPONENTS

We carefully designed the Baltoro and Deva to fit most body shapes out of the box. But if you need to tweak the hipbelt or shoulder harness lengths to accommodate your upper or lower torso girth, we have you covered with our QuickSwap components. QuickSwap components eliminate dead spots,

pressure points, and friction to fully realize the dynamic efficiency of Response A3 Suspension. They come in three harness sizes for men, three for women and five different hipbelt lengths, this means up to fifteen possible fit combinations so no need to worry about fine tuning here!

HIPBELTS

Pre-curved, ergonomically tapered hipbelts in multiple sizes, featuring LifeSpan foam and a new easy-change design for quickly finding the perfect custom fit.

A3 AIR PRO HIPBELT



SMALL 91656
MEDIUM 91657
LARGE 91658

This component fits
BALTORO 95 PRO

A3 AIR HIPBELT



X-SMALL 91655
SMALL 91654
MEDIUM 91653
LARGE 91652
X-LARGE 91651

This component fits
BALTORO 65/75/85
and DEVA 60/70/80

SHOULDER HARNESSES

Adjusts to each individual shoulder angle for a custom fit.

MEN'S/UNISEX A3 AIR SHOULDER HARNESS



SMALL 91661
MEDIUM 91660
LARGE 91659

This component
fits BALTORO
65/75/85/95 PRO

WOMEN'S A3 AIR SHOULDER HARNESS



X-SMALL 91665
SMALL 91664
MEDIUM 91662

This component fits
DEVA 60/70/80

DENALI HIPBELT



SMALL 65673
MEDIUM 65672
LARGE 65671

This component fits
DENALI 100

DENALI SHOULDER HARNESS



SMALL 65676
MEDIUM 65675
LARGE 65674

This component fits
DENALI 100

FIT & COMFORT

In 1977 we started building packs around one simple, but groundbreaking philosophy: a properly designed pack is worn, not carried. Proper design means proper fit, and when a pack fits the right way, it works with you, not against you, saving energy and opening a whole new world of comfort you may never have thought possible. This philosophy of bag design permeates every stage of product design at Gregory, and results in the industry's best-fitting packs for every pursuit.

AWARD WINNING COMFORT

We all pay close attention when trying on a new pair of shoes, making sure they fit the length, arch curvature and width of our feet. You should think about a new pack in the same way, considering torso length, body shape, harness comfort, and support for the load you'll be carrying. Every Gregory pack features load-bearing curvature built into the backpanel, designed to match the shape of your spine in the same manner as proper arch support matches your feet. Since 1977, we have won countless awards around the world for our leadership, focus and understanding of body geometry and load transfer. Our goal is and always has been to deliver the most comfortable packs in the world.

ENERGY SAVINGS

In our experience, the less energy you use with every step, the more you'll enjoy the journey. Sometimes this means knocking out a few more miles of trail than you expected; other times it's about having more fuel in the tank at the end of the day to fire up the BBQ and share the experience with friends. Either way, it's easy to see why energy efficiency is at the heart of our design approach—it's a huge factor that's often left by the wayside in gear design. Until you experience a properly designed and properly fitted pack, you'll never know how great your next journey could be.



TORSO/BACK LENGTH SIZING

A common misperception is the assumption that because you wear a large T-shirt, a size large backpack is your proper size. This is simply not the case. Torso length runs independent from overall height, meaning two people of the same height and weight may be as far as two pack sizes apart.

Taking just a few minutes to accurately measure your torso length ensures you'll make the best choice within any given series of Gregory packs. Follow these three simple steps to identify your torso length, and commit your torso measurement to memory just as you do your shoe size. Fully grown adults should only have to do this once in their lives, and the fit chart below will help you select the correct size in any Gregory pack style you choose.

HIPBELT SIZING

While we optimize every Gregory pack to fit most body shapes and sizes, certain collections have interchangeable hipbelts or adjustable hipbelt lengths to help you find the perfect fit.

A simple rule of thumb is that the ideal distance between the ends of the hipbelt pads after tightening should be 3 to 5 inches. However, the most important criteria are that the hipbelt wraps clear over the side of your body and that it rests 1 inch above your iliac crest. This allows proper load transfer to your skeletal structure, which maximises comfort and minimises energy expenditure.



HARNESS SIZING

There's no need to over-complicate shoulder harness fit. We carefully engineer every one of our products to fit a wide range of body shapes and sizes, and the harness lengths are proportional to the pack height, so they almost always fit perfectly. Just try on the pack, adjust the hipbelt, and then adjust the harness. If it feels good, great!

Our Deva and Baltoro packs have customisable, interchangeable harnesses for achieving the next level of precision fit. To determine if you need a different harness size in a Deva or Baltoro, first ensure your torso length is correct and the hipbelt is properly positioned, then put some weight in the pack and tighten the harness.

If the harness feels uncomfortable or the padding portion of the harness does not extend to the region on the side of your body directly below your armpit, simply swap out for a larger or smaller harness size with your local Gregory retailer.

SEE NEXT PAGE FOR TORSO SIZING CHARTS

PREMIUM INTERCHANGABLE HIPBELTS (A3)

XS	26" - 46"
SM	27" - 47"
MD	28" - 48"
LG	30" - 50"
XL	32" - 52"

FIXED HIPBELTS

XS	26" - 45"
XS/SM	26" - 45"
SM	27" - 45"
SM/MD	27" - 46"
MD	28" - 48"
MD/LG	29" - 51"
LG	30" - 53"
O/S (mens)	28" - 48"
O/S (womens)	27" - 45"
O/S (youth)	26" - 49"

ADJUSTABLE HIPBELTS (AEROLON, TRAILFLEX, VERSAFIT)

XS/SM	22" - 46"
SM/MD	23" - 48"
MD/LG	25" - 53"
O/S (mens)	24" - 53"
O/S (womens)	22" - 48"
O/S (youth)	22" - 48"

FIT CHART

TORSO LENGTH	13 in 33cm	14 in 35.6 cm	15 in 38.1 cm	16 in 40.6 cm	17 in 43.2 cm	18 in 45.7 cm	19 in 48.3 cm	20 in 50.8 cm	21 in 53.3 cm	22 in 55.9 cm
--------------	---------------	------------------	------------------	------------------	------------------	------------------	------------------	------------------	------------------	------------------

BACKPACKING & HIKING

BALTORO				SM	SM	SM or MD	MD	MD or LG	LG	LG
DEVA ♀		XS	XS	XS or SM	SM	SM or MD	MD	MD		
BALTORO PRO				SM	SM	SM or MD	MD	SM or MD	LG	LG
STOUT				O/S	O/S	O/S	O/S	O/S	O/S	O/S
AMBER ♀		O/S	O/S	O/S	O/S	O/S	O/S	O/S		
PARAGON			SM or MD	SM or MD	SM or MD	SM or MD MD or LG	SM or MD MD or LG	MD or LG	MD or LG	MD or LG
MAVEN ♀	XS or SM	XS or SM	XS or SM	XS or SM SM or MD	XS or SM SM or MD	SM or MD	SM or MD	SM or MD		
OPTIC				SM	SM	SM or MD	MD	MD or LG	LG	LG
OCTAL ♀		XS	XS	XS or SM	SM	SM or MD	MD	MD		
ZULU			SM or MD	SM or MD	SM or MD	SM or MD MD or LG	SM or MD MD or LG	MD or LG	MD or LG	MD or LG
JADE ♀	XS or SM	XS or SM	XS or SM	XS or SM SM or MD	XS or SM SM or MD	SM or MD	SM or MD	SM or MD		

DAY HIKING

MIWOK				O/S	O/S	O/S	O/S	O/S	O/S	
MAYA ♀		O/S	O/S	O/S	O/S	O/S	O/S			
SALVO				O/S	O/S	O/S	O/S	O/S	O/S	
SULA ♀		O/S	O/S	O/S	O/S	O/S	O/S			

HYDRATION DAY HIKING

INERTIA				O/S	O/S	O/S	O/S	O/S	O/S	
SWIFT ♀			O/S	O/S	O/S	O/S	O/S			

TORSO LENGTH	13 in 33cm	14 in 35.6 cm	15 in 38.1 cm	16 in 40.6 cm	17 in 43.2 cm	18 in 45.7 cm	19 in 48.3 cm	20 in 50.8 cm	21 in 53.3 cm	22 in 55.9 cm
HYDRATION MOUNTAIN BIKING										
DRIFT				O/S	O/S	O/S	O/S	O/S	O/S	
AMASA ♀		O/S	O/S	O/S	O/S	O/S	O/S			
ENDO				O/S	O/S	O/S	O/S	O/S	O/S	
AVOS ♀		O/S	O/S	O/S	O/S	O/S	O/S			
YOUNG ADULT BACKPACKING & HIKING										
WANDER	O/S	O/S	O/S	O/S	O/S	O/S				
ICARUS	O/S	O/S	O/S	O/S	O/S	O/S				
ALPINE & SKI										
DENALI				SM	SM	SM or MD	MD	MD or LG	LG	LG
ALPINISTO				SM	SM	SM or MD	MD	MD or LG	LG	LG
TARGHEE				SM	SM	SM or MD	MD	MD or LG	LG	LG
EVERYDAY ADVENTURE										
DIODE				O/S	O/S	O/S	O/S	O/S	O/S	
ANODE				O/S	O/S	O/S	O/S	O/S	O/S	
SIGNAL ♀		O/S	O/S	O/S	O/S	O/S	O/S			
SIGMA ♀		O/S	O/S	O/S	O/S	O/S	O/S			
NANO	O/S	O/S	O/S	O/S	O/S	O/S	O/S	O/S	O/S	
ADVENTURE TRAVEL										
PRAXUS				O/S	O/S	O/S	O/S	O/S	O/S	
PROXY ♀		O/S	O/S	O/S	O/S	O/S	O/S			
BORDER				O/S	O/S	O/S	O/S	O/S	O/S	