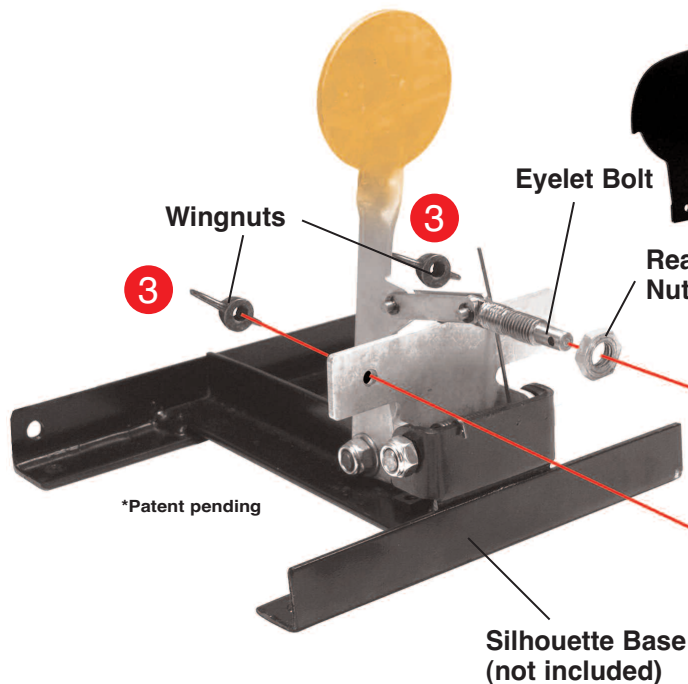
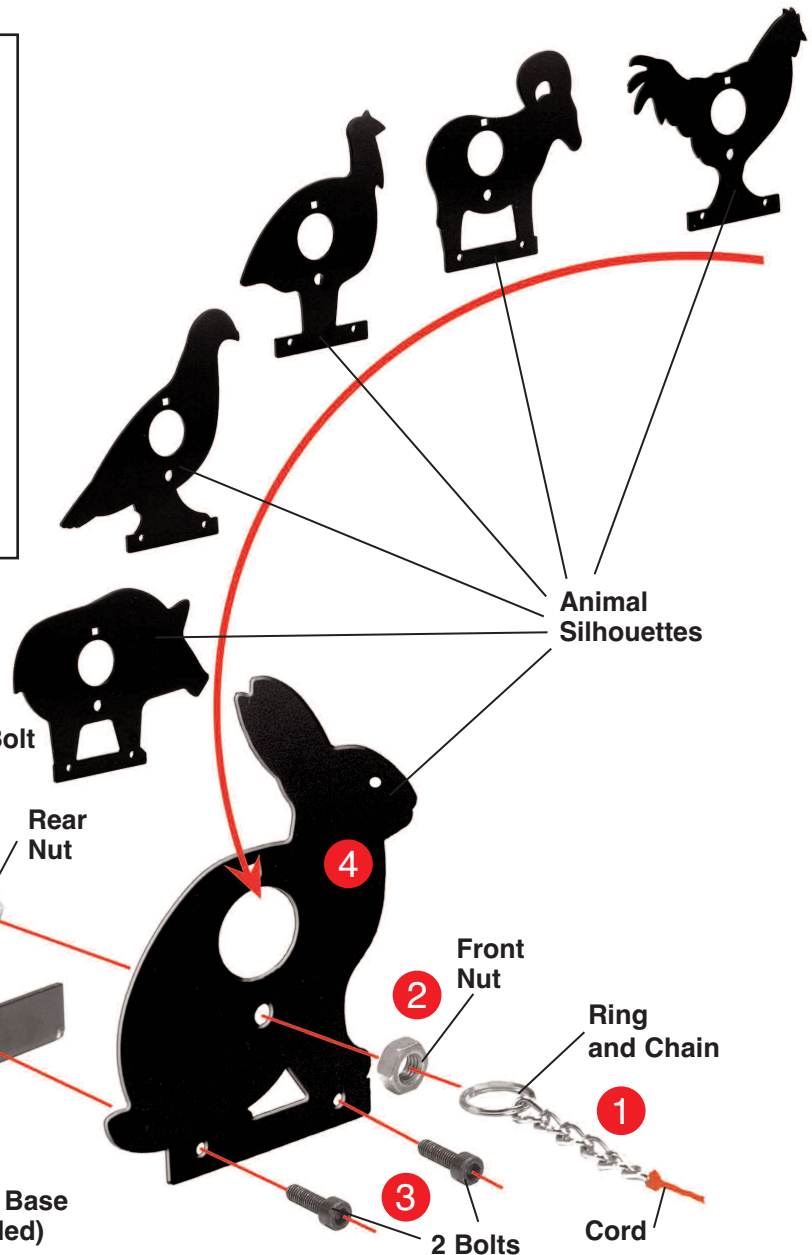
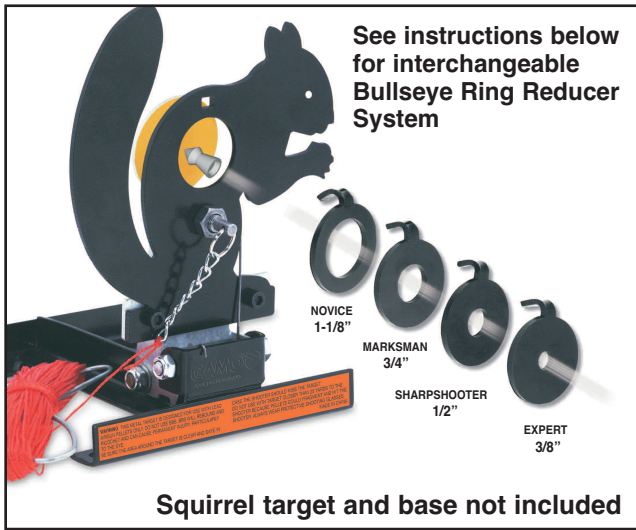


**6 ANIMAL SILHOUETTE INTERCHANGEABLE TARGET SYSTEM
ASSEMBLY INSTRUCTIONS**



REMOVING THE SILHOUETTE TARGET:

1. Remove the ring and chain.
2. Remove the front nut.
3. Remove the rear wingnuts and 2 front bolts.
4. Remove the silhouette from the base (base not included) by sliding out the eyelet bolt.

ATTACHING THE SILHOUETTE TARGET:

Using the 2 bolts and wingnuts provided attach the silhouette to the base.
Insert eyelet bolt through silhouette. Tighten bolt.
Affix Ring with chain to Eyelet bolt.
Anchor target to ground with supplied four metal stakes.

	WARNING: THIS PELLET TARGET IS DESIGNED FOR USE WITH LEAD AIR-GUN PELLETS ONLY. DO NOT USE BBS. BBS WILL REBOUND AND RICOCHET AND CAN CAUSE PERMANENT INJURY, PARTICULARLY TO THE EYE.
	WARNING: BE SURE THE AREA AROUND THE TARGET IS CLEAR AND SAFE IN CASE THE SHOOTER SHOULD MISS THE TARGET.
	WARNING: ALWAYS WEAR PROTECTIVE SHOOTING GLASSES.
	CAUTION: DO NOT USE WITH TARGET CLOSER THAN 25 YARDS TO THE SHOOTER BECAUSE PELLETS COULD FRAGMENT AND HIT THE SHOOTER.

INTERCHANGEABLE BULLSEYE RING REDUCER SYSTEM

You now have the ability to change the size of the target area by simply changing the Bullseye Ring Reducer!
Once the target has been assembled and placed at a safe distance, place the hook end of the Bullseye Ring Reducer into the slot in front of the silhouette. The target is now ready for use!
By using the different size reducers a smaller part of the knock down plate will be visible. The smaller the Bullseye Ring Reducer, the Greater the Challenge!

- a) The target needs to be placed at a minimum of 25 yards from the shooting point because pellets could fragment and hit the shooter. Make sure there are no obstacles within a 5 yards radius.
- b) Anchor target to the ground, by inserting the four metal stakes provided through the 4 holes at each end at the base of the target. Make sure the target is secured before shooting.
- c) Once the target is anchored and secure unwind the attached cord and walk back to the shooting point situated at not less than 25 yards from the target line. Place cord near you.