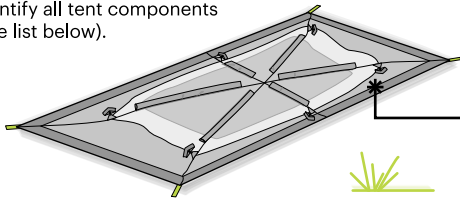
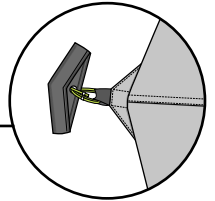


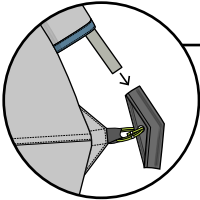
- 1** Identify all tent components (see list below).



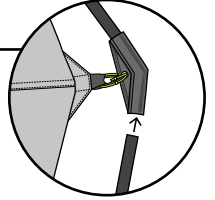
- 2** Spread out tent body and locate 6 eave hubs.



- 3** Assemble 3 roof poles and the 6 leg poles.



NOTE: Middle roof pole sleeve identified by **BLUE** trim.



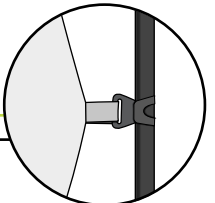
- 4** Gently slide roof poles through pole sleeves. Insert roof poles into the eave hubs. NOTE: Insert short **GRAY** middle roof pole into the ribbed end of eave hubs.

- 5** Insert open end of leg poles into eave poles. NOTE: Position **BLACK** leg poles at corners and **TAN** leg poles at middle.

- 6** Insert metal pin into bottom of each leg pole.

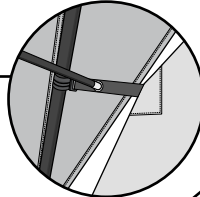


- 7** Attach all tent body clips to frame and stake down 6 webbing loops.



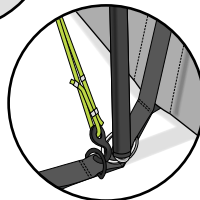
- 8** Assemble **BLACK** medium length fly pole with plastic end caps. Insert pole ends into pole pockets on underside of tent fly.

- 10** Assemble fly brim pole. Gently slide the brim pole through pole sleeve on the fly above the door. Insert ends of brim pole into grommet webbing.



- 9** Place fly over tent body. Match the corresponding **ORANGE** and **BLACK** webbing on the fly and tent for correct orientation. Locate hook and loop fasteners on underside of fly and attach to leg poles.

- 11** Secure fly to tent by attaching fly hooks to plastic rings located on ground webbing. Stake out all guylines.



TENT CONTENTS

Tent body + Tent fly
 Steel leg poles:
 (4) black corner + (2) tan middle
 Fiberglass roof poles:
 (2) black long + (1) gray middle
 Fiberglass fly brim pole (1)
 Gear lofts (2) + Divider curtain
 Stakes (14) + Guy lines (6)

TENT TIPS

- Always stake down tent, including all guyout points.
- Increase interior airflow by opening the windows in favorable weather.

TENT CARE

- Make sure the tent is completely dry, then store loosely rolled in a dry cool place.
- Clean your tent by setting it up and wiping it down with a mild soap and luke warm water. Never use laundry detergent, washing machines or dryers.

WARRANTY

- Your Eureka! tent is covered by a limited lifetime warranty.

Check out the collection of camping & hiking products we offer.