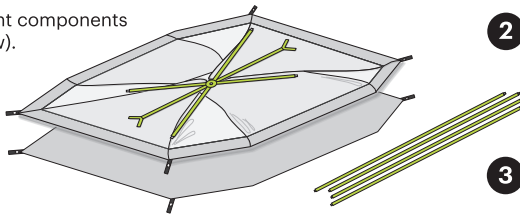
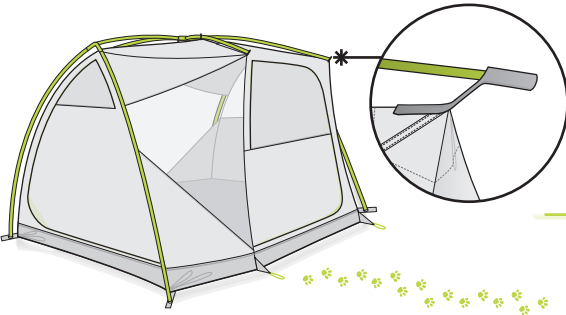


- 1** Identify all tent components (see list below).



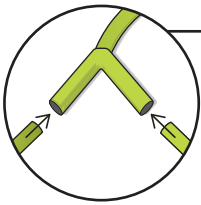
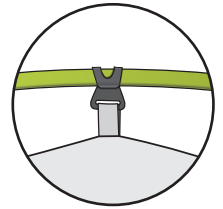
- 2** Spread out footprint with waterproof coated side up. Place tent body on top of footprint, matching the webbing colors + locate 4 corner webbing loops with grommets.

- 3** Construct 4 leg poles and roof pole assembly.

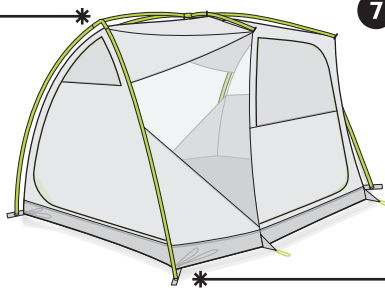


- 4** Place the roof pole assembly on top of tent as shown with correct hub orientation. Locate the 4 red webbing pockets. Insert red roof pole ends into webbing pockets.

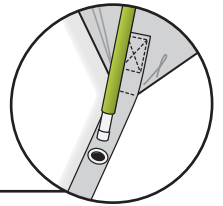
- 5** Attach roof clips to color matched roof poles.



- 6** Insert 4 leg poles into 2 side hubs at opposite ends of the roof pole assembly.

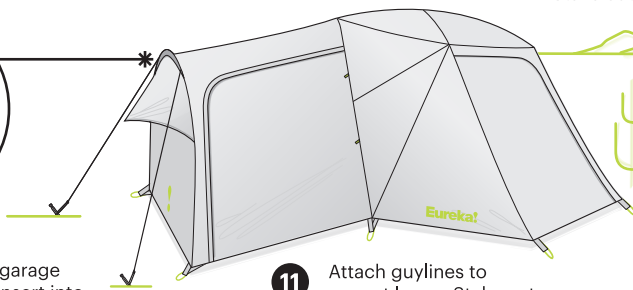
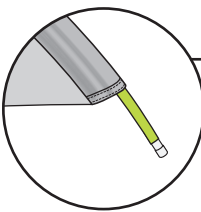


- 7** Insert leg pole end tips into each of the 4 corner webbing grommets. Attach remaining clips to tent poles. Stake down 8 webbing loops.



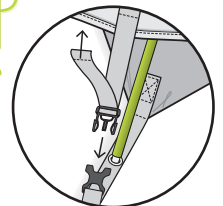
- 8** Place fly over tent body. Match the corresponding red + black webbing on fly + tent for correct orientation. Locate hook + loop fasteners on underside of fly + attach to tent poles.

- 9** Connect matching buckles on fly and tent body at 4 corners. Adjust fly tension via corner webbing. Stake out front vestibule.



- 10** Assemble gear garage support pole + insert into pole sleeve. Insert support pole tips into webbing grommets. Stake out vestibule.

- 11** Attach gylines to guyout loops. Stake out all gylines (additional stakes required).



### TENT CONTENTS

Tent body, Tent fly, Footprint  
 Leg poles (4)  
 Roof pole assembly (1)  
 Gear garage support pole (1)  
 Stakes (16) + Gylines (7)  
 Gear caddy

### TENT TIPS

- Always stake down tent, including all guyout points.
- Increase interior airflow by opening the windows and/or vents on the tent fly.

### TENT CARE

- Make sure the tent is completely dry, then store loosely rolled in a dry cool place.
- Clean your tent by setting it up and wiping it down with a mild soap and luke warm water. Never use laundry detergent, washing machines or dryers.

### WARRANTY

- Your Eureka! tent is covered by a limited lifetime warranty.