



E-Z UP® INSTANT SHELTER®
THE #1 INSTANT SHELTER® BRAND IN THE WORLD™

NEW

ECLIPSE™



**BRAND YOUR
BUSINESS THROUGH
THE POWER OF COLOR**

ECLIPSE™ PROFESSIONAL SHELTER

AVAILABLE IN: 8' x 8', 10' x 10', 10' x 15' & 10' x 20'

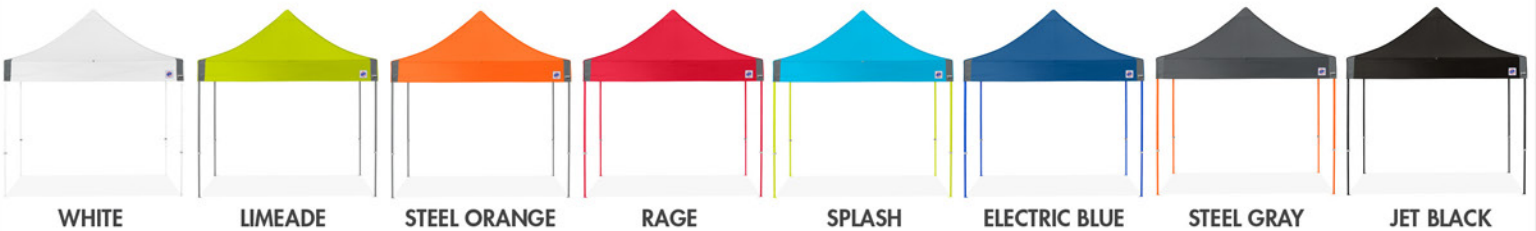
Considered the Best-in-Class by small and large businesses, Eclipse is ready for everyday demands with innovative design, heavy-duty framework, and professional grade materials.

ALL NEW MIX-N-MATCH TOP & FRAME COLORS

Personalize your shelter from 200 possible color combinations. Take your brand, organization or team to the next generation of professional instant shade!

UP for Color. Style. Choice. UP for Everything.™

NEW COLOR SETS: 8 TOPS + 8 FRAMES IN DYNAMIC COLOR COMBOS



MIX & MATCH YOUR INSTANT SHELTER®

CHOOSE YOUR TOP : 8 COLORS



OPTIONAL: PREMIUM TOP COLORS



CHOOSE YOUR FRAME: 8 COLORS





FEATURES & SPECIFICATIONS



AUTO PEAK® TENSIONER

Ensures Proper Top Fit & Form




REINFORCED FABRIC TOP CORNERS

Greater Durability and Longer Lasting




BOLT-ON TOP

Secures Top to Frame Adding Support



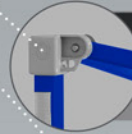
TOGGLE LEG ADJUSTMENT

5 Height Options with 3" Intervals



HIGH-STRENGTH END CAPS

Heavy-duty for Greater Durability



AUTO-SLIDER® PULL PIN

Improved Pull Pin for Quick Lock Release



E-Z GLIDE TRUSS WASHERS

Provide Increased Stability & E-Z Set Up



TRUSS MUSCLE

Increased Frame Joint Strength & Longevity



ECLIPSE™

1



SETS UP IN SECONDS™

2

3

SPECIFICATIONS

ECLIPSE™ SIZE	8' x 8' 2.5 m x 2.5 m	10' x 10' 3.0 m x 3.0 m	10' x 15' 3.0 m x 4.5 m	10' x 20' 3.0 m x 6.0 m
STEEL FRAME SHIP WEIGHT	51 lbs. (23.1 kg)	61 lbs. (27.7 kg)	77 lbs. (35 kg)	116 lbs. (52.6 kg)
ALUMINUM FRAME SHIP WEIGHT	N/A	52 lbs. (23.6 kg)	63 lbs. (28.6 kg)	92 lbs. (41.7 kg)
TOP FABRIC SHIP WEIGHT	8 lbs. (3.6 kg)	12 lbs. (5.4 kg)	18 lbs. (8.2 kg)	22 lbs. (10.0 kg)
STEEL FRAME BOX DIMENSIONS	55" L x 10" W x 10" H 1.4 m x 25 cm x 25 cm	66" L x 10" W x 10" H 1.7 m x 25 cm x 25 cm	66" L x 12" W x 10" H 1.7 m x 30 cm x 25 cm	66" L x 12" W x 10" H 1.7 m x 30 cm x 25 cm
ALUMINUM FRAME BOX DIMENSIONS	N/A	66" L x 10" W x 10" H 1.7 m x 25 cm x 25 cm	66" L x 12" W x 10" H 1.7 m x 30 cm x 25 cm	66" L x 12" W x 10" H 1.7 m x 30 cm x 25 cm
TOP FABRIC BOX DIMENSIONS	27" L x 15" W x 4" H 69 cm x 38 cm x 10 cm	27" L x 15" W x 4" H 69 cm x 38 cm x 10 cm	27" L x 15" W x 5" H 69 cm x 38 cm x 13 cm	27" L x 15" W x 5" H 69 cm x 38 cm x 13 cm
MAXIMUM PEAK HEIGHT	10' (3.0 m)	11' 2" (3.4 m)	11' (3.4 m)	11' 5" (3.5 m)
MAXIMUM HEADROOM	6' 7" (2.0 m)	7' 1" (2.2 m)	6' 10" (2.1 m)	7' 3" (2.2 m)
MAXIMUM VALANCE CLEARANCE HEIGHT	6' (1.8 m)	6' 9" (2.1 m)	6' 7" (2.0 m)	6' 9" (2.1 m)
WARRANTY	7 Years	7 Years	7 Years	7 Years

ACCESSORIES



E-Z UP® INSTANT SHELTER® CUSTOM GRAPHICS & MOST POPULAR ACCESSORIES:

- Imprint & Full Bleed Digital Printing
- Event Lights
- Deluxe Weight Bags
- Heavy Duty Stake Kit
- Sidewalls & Railskirts
- Deluxe Roller Bag
- Proflags & Banners
- Tables & Table Covers
- Directors Chairs

RECOMMENDED USES

- Trade Shows
- Corporate Events
- Exhibit Booth
- Event Marketing
- Rental Industry
- Sponsorship Advertising
- Business & Civic Event
- Product Demonstrations
- Indoor & Outdoor Display
- Automotive & Racing Events



E-Z UP® INSTANT SHELTER®

THE #1 INSTANT SHELTER® BRAND IN THE WORLD™

ECLIPSE™

NEW

ECLIPSE™ 8' x 8'

SIZE	8'x8' (2.5 m x 2.5 m)
FRAME	High Strength Carbon Steel - White Only
TOP FABRIC	Professional Grade Fabric
TOP SPECIFICATIONS	Meets CPAI-84, NFPA-701 and CAN/ULC-S109 Fire Resistant Requirements
PRODUCT INCLUDES	Fabric Top, Folding Frame and Cover Bag
CUSTOM PRINTING OPTIONS	Imprint & Full-Bleed Digital Printing
SHADE COVERAGE	64 Square Feet of Shade



ECLIPSE™ 10' x 10'

SIZE	10'x10' (3.0 m x 3.0 m)
FRAME	High Strength Carbon Steel
FRAME - UPGRADE	Aircraft Aluminum
TOP FABRIC	Professional Grade Fabric
TOP SPECIFICATIONS	Meets CPAI-84, NFPA-701 and CAN/ULC-S109 Fire Resistant Requirements
VENTED TOP - UPGRADE	Professional Grade Fabric with Wind Vents
PRODUCT INCLUDES	Fabric Top, Folding Frame and Cover Bag
CUSTOM PRINTING OPTIONS	Imprint & Full-Bleed Digital Printing
SHADE COVERAGE	100 Square Feet of Shade



ECLIPSE™ 10' x 15'

SIZE	10'x15' (3.0 m x 4.5 m)
FRAME	High Strength Carbon Steel
FRAME - UPGRADE	Aircraft Aluminum
TOP FABRIC	Professional Grade Fabric
TOP SPECIFICATIONS	Meets CPAI-84, NFPA-701 and CAN/ULC-S109 Fire Resistant Requirements
PRODUCT INCLUDES	Fabric Top, Folding Frame and Cover Bag
CUSTOM PRINTING OPTIONS	Imprint & Full-Bleed Digital Printing
SHADE COVERAGE	150 Square Feet of Shade



ECLIPSE™ 10' x 20'

SIZE	10'x20' (3.0 m x 6.0 m)
FRAME	High Strength Carbon Steel
FRAME - UPGRADE	Aircraft Aluminum
TOP FABRIC	Professional Grade Fabric
TOP SPECIFICATIONS	Meets CPAI-84, NFPA-701 and CAN/ULC-S109 Fire Resistant Requirements
PRODUCT INCLUDES	Fabric Top, Folding Frame and Cover Bag
CUSTOM PRINTING OPTIONS	Imprint & Full-Bleed Digital Printing
SHADE COVERAGE	200 Square Feet of Shade

