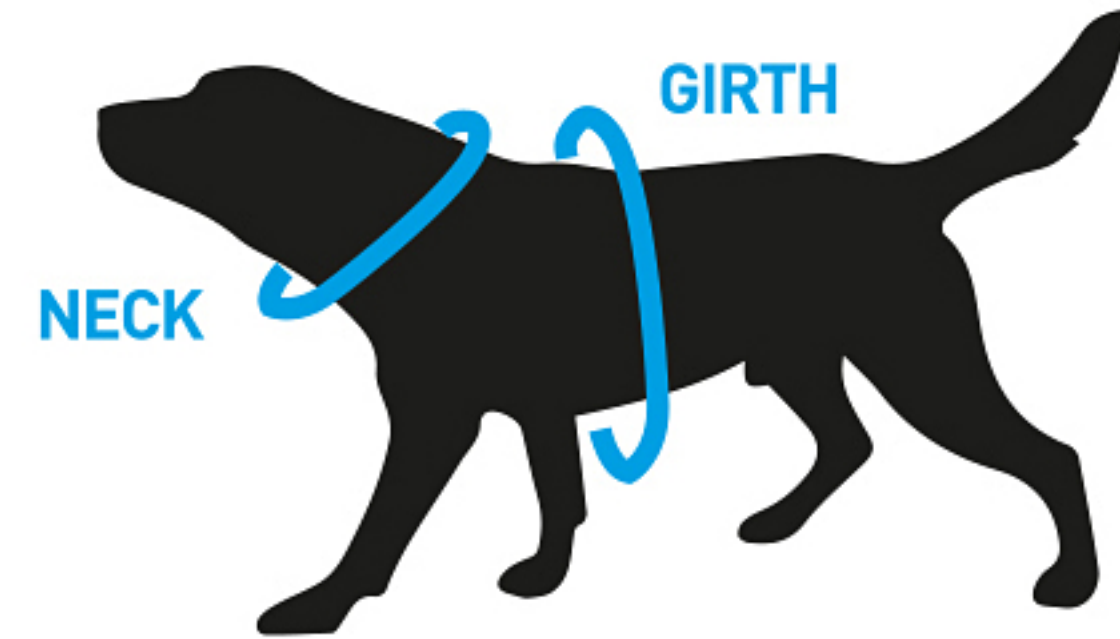






Your dog should be able to step into the harness and the harness will clip up at the top of his back. It should be a tight fit but you should be able to slip 2 fingers under it comfortably so not too tight!

Measuring your dog to fit the DOOG harness:

1. Measure the circumference of the thickest part of the **neck**
 2. Measure the **girth** of your dog's body, behind his front legs
- Add 1 inch or 3cms to each measurement so your dog has room to move in the harness.



Size guide	Webbing	Neck	Tummy	Breed Guide
 X Small	1cm 3/8"	20-31cm 8-13"	23-37cm 9-14"	Papillon, Shih Tzu, Chihuahua
 Small	1.6cm 5/8"	26-40cm 10-16"	32-52cm 13-20"	Scotty, Jack Russel, Terrier
 Medium	2cm 3/4"	34-56cm 13-22"	45-75cm 18-29"	Spoodle, Schnauzer, Dalmation
 Large	2.5cm 1"	43-70cm 17-27"	60-100cm 23-39"	Great Dane, German Shepherd