

## Installation Options:

# Replacement Wind Vane for Vantage Pro2 Systems

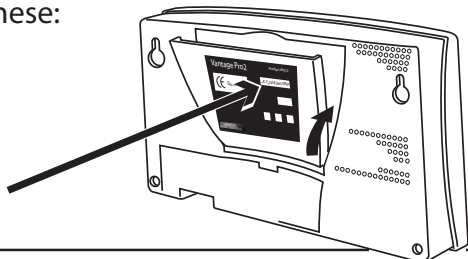
If you need to replace the wind vane on your Vantage Pro2 anemometer, you will need to know which vane to order: 7904 (for anemometers with a round vane shaft) or 7906L (for anemometers with a D-shaped vane shaft). There are two ways to tell which vane you need: you can use the manufacturing code on the back of the console or you can look at the shape of the vane shaft on the anemometer.

### Look at the manufacturing code on the console:

#### Use Wind Vane 7904 if:

The manufacturing code on the label on the back of your console's kickstand starts with a **SINGLE** letter, (such as A1324567...),  
**OR** any of these:

AA AB  
AC AD  
AE AG  
AH

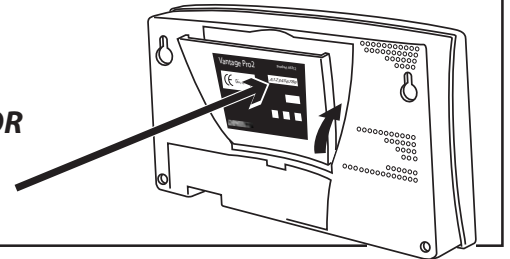


#### Use Wind Vane 7906L if:

The manufacturing code on the label on the back of your console's kickstand starts with **TWO** letters (such as AJ1234567...),  
from

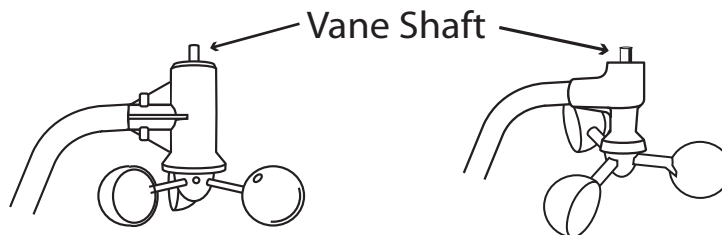
**AJ** forward  
(AJ, AK, AL  
and so on) **OR**

**AF**



**OR**

### Remove the vane and look at the vane shaft on the anemometer head:



#### Use Wind Vane 7904 if:

The vane shaft is **round** in cross section:



#### Use Wind Vane 7906L if:

The vane shaft is **D-shaped** in cross section:

