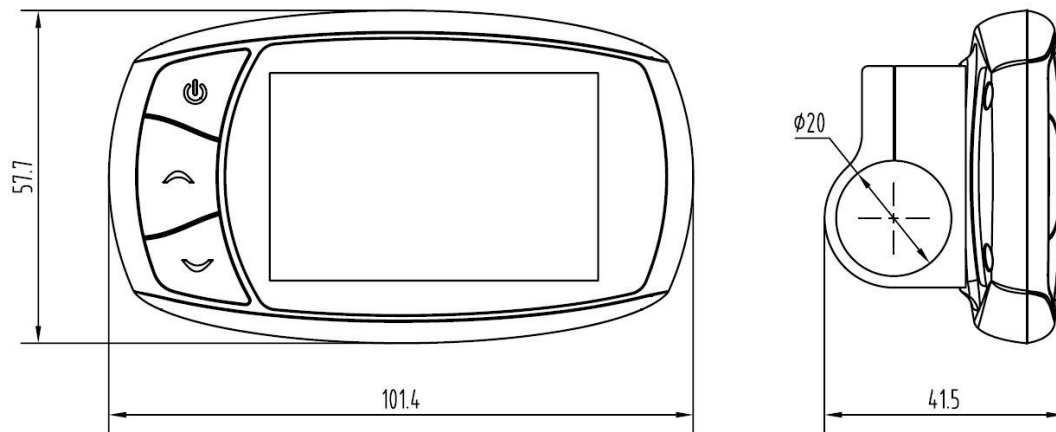


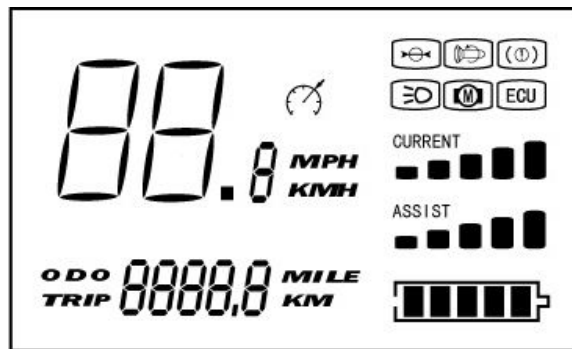
TC480 Display Manual

1. Appearance:

















2. The main screen display content:




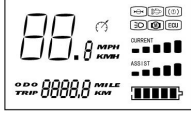











3. Typical Operating Voltage: 24V-48V

Model	TC428	TC430	TC470	TC480	TC485	TC486
Function						
Battery indicator	○	○	○	○	○	○
Auto dormancy	○	○	○	○	○	○
3 Speed PAS	○	○	○			
Manual cruisehrottle propel		○			○	○
Pedal/throttle	○	○	○			
5Speed PAS				○	○	○
Instantaneous power display				○	○	○
Speed				○	○	○
ODO/TRIP				○	○	○
Average speed display					○	○
Intelligent error codes display					○	○
Kilometer/mile Unit switch					○	○

4. display description

Display	Function	Description
	Speed	Speed, display unit by KM/H or MP/H
	ODO/TRIP	ODO for accumulative total mileage TRIP for single mileage Switch by function key
	Battery indicator	Residual electricity display
	Cruise identification	Display, for cruise state
	Wheel diameter set	Manufacturer used to set up the diameter of the wheel
	Throttle fault	Display, throttle abnormal
	Brake instruction	Display when brake, If display when not brake, can judge for brake fault
	Light instruction	Display, lighting backlight
	Motor fault	Display, Motor hall fault
	Controller fault	Display, Controller failure
	Current instruction	Points 5 level display the current current value
	PAS instruction	1-5 file display speed PAS

5. Operating instructions

Key	Operation	Display	Function	Description
	1x briefly		ON	Click can turn on TC480. After this, Illumination is switched on/off with a key press
	Again 1x briefly		Turn on/off the headlamp	Click and turn on/off the light
	2x briefly		Trip mileage reset	Continuous press 2 times TRIP mileage reset
	1x long		OFF	Pressing this button for longer switches the display off
	1x briefly		PAS increase	Every click, PAS increase a gear, total of five gear
	2x briefly		ODO mileage	Continuous press 2 times, ODO mileage is displayed
	1x long		ODO mileage reset	Long press 2 seconds ODO mileage reset
	1x briefly		PAS reduce	Every click, PAS reduce a gear, total reduce of five gear
	2x briefly		Trip mileage	Continuous press 2 times, TRIP, mileage is displayed
	1x long		6KM/H	Long time press to enter the 6km/h implement mode

- **Configuration instructions**
- Work voltage: 24V;36V; 48V
- This displayer adapter the Controller product by DONG MEI HE CHUANG, Carry high precision speed sensor.
- Closed system power
- Drive LED headlight
- Adapter motor: the motor have speed output, Using this motor can accurately displaying speed.
Ordinary motor. Speed display for approximation, not accurate.