







NSP-4608B

Multi-Function Dual-Light™ Headlamp

MARKET APPLICATIONS	Law enforcement, search & rescue, aviation, industrial, automotive and hunting & recreation
DESCRIPTION	This Multi-function Dual-Light™ Headlamp features a multi-position tilt head design and includes an elastic head strap with a non-slip lining. Utilizing Bayco's exclusive Dual-Light™ design, this headlamp combines a tight-beam long-throw spotlight, with a wide-beam close area floodlight. Rated at 180 & 100 lumens respectively, the high and low-brightness spotlight beams on this headlamp are designed for distance illumination. This headlamp also has two wide-beam floodlight settings rated at 140 & 80 lumens. The floodlight spreads out in a wide even pattern of light expressly for the purpose of providing illumination of areas that are close by. Additionally any combination of spotlight & floodlight settings can be selected simultaneously for even greater functionality. The top mounted dual switches provide high/low-brightness spotlight and high/low-brightness floodlight.
CASE MATERIAL	Engineered Polymer
DIMENSIONS	Width: 2.6 inches (66 mm) • Height: 2.1 inches (53 mm) • Depth: 1.8 inches (46 mm)
WEIGHT	Weight: 3.3 oz. (94 g) with batteries installed
LENS	Unbreakable polycarbonate with scratch resistant coating
LIGHT SOURCE	LED – Impervious to shock with a 50,000 + hour lifetime
LIGHT OUTPUT	High-Brightness Spotlight: 180 lumens • Low-Brightness Spotlight: 100 lumens • High-Brightness Floodlight: 140 lumens • Low-Brightness Floodlight: 80 lumens • Dual-Light: 220 lumens
ON/OFF	Dual Switches. High/Low Spotlight, High/Low Floodlight, Dual-Light
RUN-TIME	High-Brightness Spotlight: 5 hours • Low-Brightness Spotlight: 14 hours • High-Brightness Floodlight: 5 hours • Low-Brightness Floodlight: 14 hours • Dual-Light: 4 hours
BATTERY	3 AAA batteries (included)
FEATURES	<ul style="list-style-type: none"> • 50,000 + hour LED life • High/low-brightness spotlight – high/low-brightness floodlight –Dual-Light™ • Focused spotlight beam for distance illumination • Unfocused wide-beam floodlight for close-up illumination • Dual-light (any spotlight & floodlight mode at same time) for maximum versatility • Engineered polymer housing • Dual switches located on top of light • Adjustable ratchet tilt head • Non-slip elastic head strap • Waterproof • Impact & chemical resistant • 3 AAA batteries (included)

APPROVALS



FL1 STANDARD	DUAL-LIGHT	HIGH	LOW
	220 LUMENS	180 LUMENS	100 LUMENS
	4h	5h	14h
	158m	158m	115m
	1564cd	1564cd	821cd
	2m		
	1m		

