



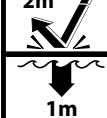


NSP-4604B Dual-Light Headlamp

MARKET APPLICATIONS	Law enforcement, search & rescue, aviation, industrial, automotive and hunting & recreation
DESCRIPTION	The NSP-4604B Dual-Light™ Headlamp features a multi-position tilt head design and has a tight-beam long-throw spotlight designed for distance illumination combined with a wide-beam close area floodlight. This product features a single top mounted switch that activates a 100 lumens spotlight mode, a 45 lumens floodlight mode, and a 90 lumens dual-light mode that turns on both the spotlight and floodlight on at the same time. Power comes from 3 AAA batteries (included).
CASE MATERIAL	Engineered Polymer
DIMENSIONS	Length: 2.2 inches (56 mm) • Width: 2.5 inches (64 mm) • Depth: 2 inches (51 mm)
WEIGHT	Weight: 3.5 oz. (101 g) with batteries installed
LENS	Unbreakable polycarbonate with scratch resistant coating
LIGHT SOURCE	CREE® LEDs Impervious to shock with a 50,000 + hour lifetime
LIGHT OUTPUT	Spotlight: 100 lumens • Floodlight: 45 lumens • Dual-Light: 90 lumens
ON/OFF	Single Body Switch - Spotlight, Floodlight, Dual-Light
RUN-TIME	Spotlight: 7 hours • Floodlight: 8 hours • Dual-Light: 8.5 hours
BATTERY	3 AAA batteries (included)
FEATURES	<ul style="list-style-type: none"> • Spotlight / Floodlight / Dual-light™ • CREE® LED technology – 50,000 + hours LED life • Focused spotlight beam for distance illumination • Unfocused wide-beam floodlight for close-up illumination • Dual-light (spotlight & floodlight at same time) for maximum versatility • IP-X7 Waterproof • Drop rated to 2 meters • Impact & chemical resistant • Engineered polymer housing • Single switch located on top of light • Adjustable ratchet tilt head • Includes Non-slip elastic head strap and 3 premium AAA batteries

APPROVALS



FL1 STANDARD	DUAL-LIGHT	SPOTLIGHT
	90 LUMENS	100 LUMENS
	8h30min	7h
	93m	93m
	2169cd	2169cd
		
	2m	
	1m	