



Package Contents:

- (1) RV001WR – RoadVise™ Universal Smartphone Holder
- (1) SM060-2 – Slim-Grip® Ultra™ Universal Smartphone and Midsize Tablet Holder
- (1) SP-SBH-KIT-22– 22mm Ball to Dual T-Tab Adapter with Tightening Ring
- (1) HD008 – Heavy-Duty Mounting Pedestal with Weighted Base & Telescoping Arm
- (1) APEQUIP – Metal Equipment Mounting Plate
- (1) APAMPS17MM – 17mm Ball to 4-Hole AMPs Adapter
- (1) APAMPS22MM – 22mm Ball to 4-Hole AMPs Adapter
- (1) AP015 – Horizontal Female Dual T-Slot to 4-Hole AMPs Adapter
- (3) SP-12M-4M7 – Screw Pack

Phone and tablet stand is ideal for iPhone/smartphone and tablet live broadcasts on Periscope, Facebook Live, Meerkat, and other broadcasting platforms.

Arkon's RoadVise™ universal holder fits all phones up to 4" wide with large or ruggedized cases.

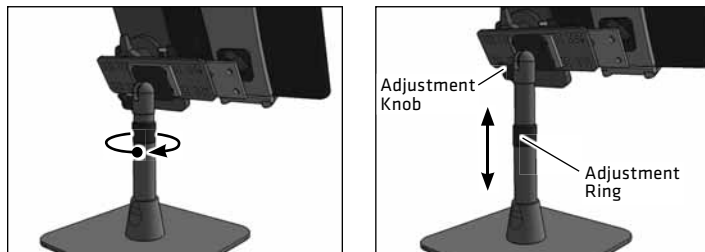
The Slim-Grip® Ultra™ universal smartphone and midsize tablet holder fits devices up to 8" screen size.

Use Stand in 1 of 3 Ways:



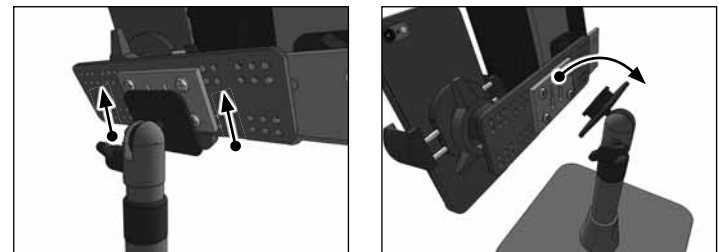
Adjusting Weighted Base:

Adjust the height and angle of the mount by loosening the adjustment ring and the adjustment knob. Retighten to set.



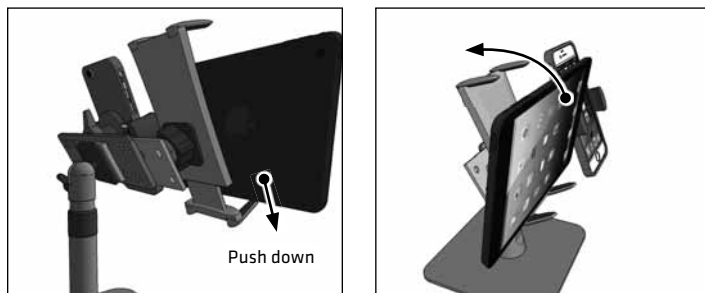
Disconnecting Shaft:

Disconnect the shaft from the plate sliding the Dual T-Tabs of adapter from the Dual T-Slots of the plate.



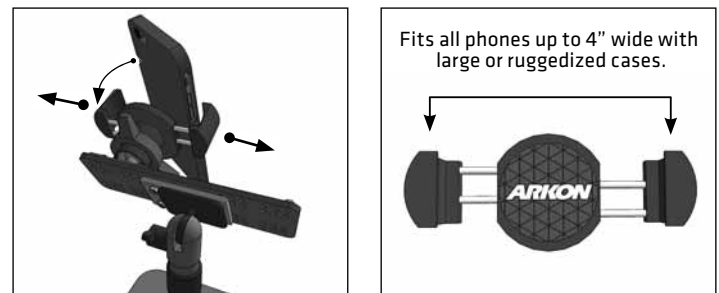
Inserting Tablet:

Insert device into holder by pushing down on the bottom spring-loaded support legs with the device. Slide the top of the device under the top support legs until it fits snugly in the holder.



Inserting Phone:

Using two hands, insert phone into the holder by pushing the device into one of the spring-loaded legs. Expand the other leg and fully insert device until it lays flat against the blue rubber pad.



! Safety Precautions
Arkon is not responsible for any damages caused to your devices or yourself due to the installation or use of this tablet stand.

ARKON
RESOURCES INC. The Mobile Mounting Specialists™